



THE CORAL GEODE

MAY 2023

IN THIS ISSUE

President's message, **1**

Michael J. Marx, **2**

Kiln arts, **4**

Wire wrapping, **6**

Table crafts, **7**

Instructors list, **7**

Rockhound resources,
7

Lapidary, **8**

Faceting, **9**

Metal shop, **9**

Bench tips, **10**

Board minutes, **11**

ABOUT OUR CLUB



Address:
10207 Fisher Ave.,
Tampa, FL 33619



Email:
info@tampabayrockclub.org



Phone:
(813) 684-2039



Website:
tampabayrockclub.org




Calendar

President's message



Peter Favaro



Peter and Ardys spent a day giving the shop a fresh coat of paint.

We've had an exciting month at the club in April, with the successful completion of the Spring Show and a visit from guest artist Michael J. Marx, who brought his advanced metal clay workshop to our club.

We continue to work on projects to move our club forward. The board has approved work to begin making much-needed repairs and improvements to the building. A contractor will begin work soon. We expect this to take a few weeks to complete, so please excuse the mess.

Thanks to all the volunteers who come in day in and day out to do all the behind-the-scenes work that lets our members enjoy our facilities.

Our instructors are setting up new classes. Keep an eye out for emails that will be sent out when those classes become available.

We sent out a members survey to gauge what classes you're interested in and when. Please fill it out by May 15.

If you have not been to the club in a while, please stop by and see us again and talk to us about what we are trying to do for our future. In fact, come to the upcoming quarterly members meeting at 11 a.m. on Saturday, June 3. We'll start the day at 9 a.m. with a members tailgate, followed by the general membership meeting at 11 a.m. See you there!



We need your input!

Members, it's time for the 2023 membership survey. Look for it in your email inbox, and submit your answers before May 15. If you can't find it, click [here](#) to go to the form. Your participation will help us to improve club offerings.

METAL CLAY



Michael Marx workshop



Guest artist Michael J. Marx visited the club April 14-16 to teach members how to create a kinetic fish using precious metal clay in the 21/2-day workshop. He shared advanced tips and tricks on construction methods using multiple textures, hollow form draping, and coil embellishments. For more on his work, go to his [website](#).

More photos on next page



Continued from previous page



KILN ARTS

Upcoming classes

MAY 21

Raku Fired Porcelain and Metal Clay Necklace

Lustrous Raku fired porcelain beads decorated with silver metal clay will make a big fashion statement. First used in 16th century Japan to make simple wares for the tea ceremony, today's Western style Raku emphasizes intense metallic colors and lusters perfect for jewelry. These colors are produced by taking the hot wares from the kiln, plunging them into a container of combustibles, and allowing them to smoke. Select various shapes of porcelain bisque beads for your necklace design or bring your own handmade ceramic beads and cabochons. Glaze the beads using low fire Raku glazes and embellish them with silver metal clay for even more lustrous effects.

The beads will be fired using an ingenious smokeless firing technique adapted for firing small jewelry pieces. If you like enameling you will enjoy this class. Note: We will be firing outside. Bring a hat and sunglasses.

COST: Class and materials fee, paid to instructor: \$100. Plus club fee paid to TBMSC: \$42

WHEN: Sunday, May 21, 10 a.m. to 4 p.m.

CONTACT: For information and to register, email barbara.Rivolta@gmail.com or text 609-713-2202.



JUNE 11-12

Is it a rock? Is it a stone?...It's a glass cabochon!

Come learn how to make fused glass cabochons that resemble stone. We will do stacked puddle cabs that can resemble zebra jasper, tanzanite, morganite and other striated stones. We'll make cabs that look like peacock turquoise and use dichroic frit to make glass "opals."

This is a two-day (10 hours total) class. You will receive a written tutorial as well as firing schedules. No experience is necessary and tools will be available for your use.

COST: Class and materials fee, paid to instructor: \$150. Plus club fee paid to TBMSC: \$70

WHEN: Saturday, June 11 and Saturday, June 18, 10 a.m. to 3 p.m.

CONTACT: For information and to register, email barbara.Rivolta@gmail.com or text 609-713-2202.

Continued on next page

Continued from previous page

JULY 15-16

Setting Glass in Metal Clay

Did you know that you can fire glass together with metal clay? This makes it possible to set glass without cold connections or soldering bezels. It also makes it possible to make silver bails that are permanently fired onto your glass cabochon. You will never have a glued on bail fail again.

You will learn how to make a fire-on bail and two methods of setting glass in metal clay. Bring your own glass cabs or purchase from instructor. You will receive a written tutorial and firing instructions. Beginners welcome.

COST: Class and materials fee, paid to instructor: \$250 (includes 50 gr. fine silver clay, findings, misc. items). Plus club fee of \$70, paid to TBMSC.

WHEN: Saturday, July 15 and Sunday, July 16, 10 a.m. to 3 p.m. (2 days, 10 hours total):

CONTACT: For information and to register, email barbara.Rivolta@gmail.com or text 609-713-2202.



No kiln arts classes in August

Barbara Rivolta and other artists (including Michael J. Marx) will be teaching at the Metal Clay Artists Symposium at Sawtooth School For Visual Art in Winston-Salem, N.C., on Aug. 24-27. For information and registration, go to MCASSawtooth.com.

Looking forward to Fall

Barbara is planning these classes. More information to come.

Sept. 17: Metal Clay Lace Cuff and Earrings using bronze & copper

Oct. 22: Setting Natural Stones in Fine Silver Metal Clay (no soldering)

Dec. 10: Holiday Brooch and Earrings in Sterling Metal Clay

WIRE WRAPPING



Wire Wrapping I


Your class will include:

- A three-hour class, taking home at least two completed projects
- Instructor fee
- Two packages of different shaped wire
- A selection of polished stones for your project

COST: \$50

DATES:

- Saturday, May 6, noon - 3 p.m.



Wire Wrapped Earrings and Findings

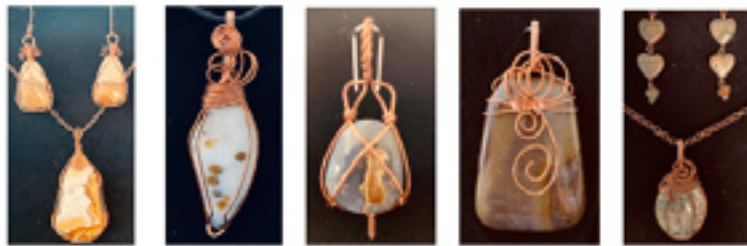
Your class will include:

- A three-hour class, taking home two completed sets of earrings and findings
- Instructor fee
- Materials fee (kits may vary depending on the earring design)
- A selection of stones or beads for your projects

COST: \$40

DATES:

- Thursday, May 18, 11 a.m. to 2 p.m.
- Saturday May 20, noon. to 3 p.m.



Wire Wrapping II

Your class will include:

- A three-hour class, taking home at least two completed projects
- Instructor fee
- Three packages of different shaped wire
- A selection of cabochons for your project

COST: \$55

DATES:

- Thursday, May 11, 11 a.m. – 2 p.m.
- Saturday, May 13, noon to 3 p.m.

TO SIGN UP FOR CLASSES

If you'd like to sign up for any of these classes, contact instructor Linda Collins.

Cell: 508-944-3399

Email: LCollins1953@gmail.com

TBMSC INSTRUCTOR LIST

Tony Carrino

tcarrino@verizon.net
Silver, Metal Shop Foreman

Linda Collins

LCollins1953@gmail.com
Cold Connections, Wire Wrapping, Lapidary

Tom Dershem

rocky1375@verizon.net
Faceting, Faceting Shop Foreman

Peter Favaro

hawk_doc@hotmail.com
Faceting, Lapidary, Lapidary Shop Foreman

Christy Gorrow

cgorrow@juno.com
Beading, Kumihimo, Viking Knit

Jim Kammel

jmkammel@gmail.com
Faceting

Barbara Rivolta

barbara.rivolta@gmail.com
Metal Clay, Fused Glass, Enameling

Lyra Solochech

lyrasolochech@gmail.com
Lapidary

TABLE CRAFTS



Patriotic gnomes in May

All the gnome patterns are made with two-drop brick stitch.

Up next:

Patriotic Gnome — Saturday May 13 & 20 (12:30- 3:30 p.m.)
Open Table Crafts will be May 18 and June 1, 8, 15, and 22 from 10 a.m. to 1 p.m. if you need extra time. (This should get him done in time for Fourth of July, and Labor Day) Contact Christy Gorrow to sign up and for the materials you'll need at cgorrow@juno.com or text 813-857-4454.

Class schedule for other gnomes:

- Halloween Gnome — Saturday Sept. 9 & 16 (12:30-3:30 p.m.)
OpenTable Crafts for July , August and September — to be announced.
- Christmas Gnome— Saturday Nov. 11 & 18 (12:30-3:30 p.m.)
Open Table Crafts Nov. 9 & 16 from 10 a.m. to 1 p.m. if you need extra time

LAPIDARY



A new look and a fresh start

There is a new coat of paint on the walls, and two more new CabKing machines were set up. We are back open. As a reminder, Lapidary Open Shop is on Tuesday evenings from 6 to 9 p.m., Thursday mornings from 9 a.m. to 1 p.m., and Saturdays 9 a.m. to 1 p.m. unless there is a class being held. Make sure you call to make a reservation for Open Shop as seats are limited. The cost is \$5 per hour, with a three cab limit per day.

Beginning Lapidary classes are being filled as we speak. If you're interested in taking a class, make sure you call to register or to put your name on the waiting list.

We just completed a Beginning Cabochon two-day class on April 29-30. We are planning some one-day workshops soon on various advanced lapidary topics. We will announce sign-ups soon as we get them set up.

Hope to see you in the shop soon.

— Peter Favaro



Beginning Cabochon class, April 29-30

FACETING

New faceting instructor

We are back open and have a few students lined up. We have a new instructor who will be starting with us soon and taking on students. James Kammel is quite a jack of all trades — from clay pottery work, wire wrapping, and now also a faceting instructor. So, if you are in the club when he is in, please give him a warm welcome.

Hopefully, faceting foreman Tom Dershem will be back when he is ready and feeling better. Please keep him in your mind and wish him a speedy recovery.

— Peter Favaro



METAL SHOP

Come work on your silver projects

OPEN SHOP AVAILABLE HOURS — RESERVATION REQUIRED

- Tuesdays: 2 p.m.-5 p.m. (unless there is a class)
- Thursdays, 9 a.m.-1 p.m.
- Saturdays, 10 a.m.-1 p.m.

HOW TO RESERVE: Contact Linda Collins at 508-944-3399 if you would like to make a reservation.

SHOP FEE: \$5 per hour — check, PayPal or cash (must be exact, no change available)

REQUIREMENT: You must have proof (class completion card) that you've completed the Beginning Silversmithing class. If you're already an accomplished silversmith and would like to attend Open Shop, contact Metal Shop Foreman Tony Carrino to get on the approved list.

Want to take a silver class?

Contact instructor Tony Carrino for the start date of the next series of Beginning Silver-smithing class by emailing tcarrino@verizon.net,

Brad's Bench Tips

By Bradford Smith

Drilling small items

Small pieces need to be held securely while drilling to prevent them from spinning if the drill catches. Having sliced my fingers occasionally in my younger days, I avoid band-aids now by using flat-jaw pliers or a ring clamp. Pliers also save you if the piece gets hot. Put a little tape over the plier jaws if needed to avoid scratches.



Drilling a stone

One of the things my students often ask to do is drill a hole through a piece of gemstone. The usual thought is to get a diamond drill, but I've been disappointed with them. I think the reason is that the tip of the drill is just pivoting in the hole and fails to cut well. When it looks like the drill isn't cutting, the tendency is to push with more force. The drill gets hot, and the diamond grit falls off.

A much better approach is to use a core drill. This is a small hollow tube with a coating of diamond grit at the business end. The diamonds easily carve out a circular arc without undue pressure or heat buildup.

Core drills are readily available from lapidary and jewelry supply companies. They come in sizes as small as 1mm and are very reasonable in price. For instance, a 2mm diameter drill is about \$6.



Chuck the core drill in a drill press, Dremel or Foredom and be sure to keep the drilling zone wet to cool the tool and to flush out debris. Also, if you're drilling a through hole, go very easy on the pressure as the drill is about to cut through. Otherwise you will usually chip off some of the stone surface around the hole.

"24 Easy Metal Textures" - With No Rolling Mill Required


It details 24 different techniques for adding texture to your jewelry and metal work without the need for heavy equipment like a mill. The techniques make use of more common tools and materials around the shop — like hammers, stamps, punches, and tool bits for the Dremel or Foredom.

Each technique is explained in detail with:

- Description and pictures of the technique
- Procedures for creating the texture
- List of tools and supplies needed
- Options for modifying and personalizing

These methods are both useful and practical. I use them in my own work, and I teach them to others in classes and workshops. What's more is they're practical. None should put a dent in your budget.

Copies are available now at <https://amazon.com/dp/B0BPGPTBNH/>



Smart Solutions for Your Jewelry Making Problems

Click to see all of Brad's books on amazon.com/author/bradfordsmith

TBMSC Board Meeting Minutes

May 1, 2023

Call to order: 6:36 p.m.

Board members present: Greig Lundergan, Linda Collins (by phone), Lyra Solochek (by phone), Yanitza Sendros, Peter Favaro, Christy Gorrow, James Denslow, Frank Kenney (by phone)

Non-Board members present: Melinda Riddle

- Greig Lundergan and Linda Collins motioned for the previous meeting minutes to be approved. Christy Gorrow seconded the motion. All approved.
- The treasurer's report was given by Greig Lundergan.
 - The balance in the savings account went up. More than the usual interest.
 - There are a lot of miscellaneous expenses and deposits that posted in April that were from the Spring Show.
 - Yanitza Sendros asked how the kinetic class was entered into the treasurer's report. She also asked for a detailed breakdown of the payments done in April from Quickbooks
 - Christy Gorrow motioned for the treasure's report to be approved. Yanitza Sendros second the motion. All approved.
- Discussion concerning the estimate for the construction of the club the questions that were raised last meeting
 - Discussion on how it will affect the ADA compliance for the doors and the bathroom.
 - Greig Lundergan motioned for repairs to start on the club as specified by the estimate. Linda Collins seconded the motion. Approved by all.
- Discussion concerning the cable across the driveway that does not allow for tall vehicles to come into our property. Inquiries will be made by Peter Favaro to see who it belongs to and whether it can be removed.
- A survey has been sent out to all the members concerning what classes they would like offered.
- The cleaning, painting, and organizing of Lapidary was discussed.
- Looking into how to dispose of the used mineral oil from Lapidary. Various suggestions were given. Peter Favaro will be looking into these options.
- Taxes for the previous year have been filed and accepted by the IRS.
- Air filters for the club will be ordered.
- The first weekend in June is supposed to be our tailgate and quarterly members meeting. Due to the upcoming construction's timeline, it might be delayed. More information fcoming once the construction has started and we know how long it will take. (After talking with the contractor, tailgate/meeting will be held June 3.)
- Discussion on whether 50% of the class fees should be required as a deposit to reserve a spot for a class. We have had no-shows without notice. This would ensure that students show up and that the classes are filled. These seats could have been filled with others on the waiting list, but because of no communication, the club lost the funds for the two seats. It will also ensure that the instructor can get compensated for any materials they bought for the student.
- Lyra Solochek suggested that we use SignUp Genie (or something similar) for class and Open Shop reservations and payments. It costs the club \$170 to open its doors on any given day. If there are not enough people showing up for open shop or classes, the club loses money.

Continued on next page

Continued from previous page

- Discussion on children and youth programs according to age bracket. Frank Kenney suggested that our first step should be to suggest that a tumbler be gotten for the child if interested in rocks. Once that happens and the child still is interested, we can suggest where the child can go from there — wire wrapping, faceting, etc.
- Peter Favaro suggested the idea of adding lunch to the price of the classes that are a day long or more. It allows for the student not to worry about leaving the clubhouse and it is more flexible for lunch times.
- James Denslow will be getting digital locks for the Silver and Lapidary and departments. Lyra Solochek motion for this to be approved. Linda Collins seconded the motion. All approve.
- Still looking into switching to T-mobile. Lyra Solochek requested that we inquire whether Teams is included in the Microsoft package that would be included in the Office licensing that's included.
- Christy Gorrow motioned for the meeting to be adjourned. Linda Collins seconded the motion. All approved.

Tampa Bay Mineral And Science Club

April 1-30, 2023 Treasurer's Report

Account	Checking	Savings
Beginning Balance	\$33,301.11	\$51,464.44
		Interest \$1.71
Stripe 3-Apr 4-Apr 5-Apr Stripe	\$68.07 \$137.96 \$420.59	\$626.62
Ending Balance	\$43,038.90	\$52,092.77

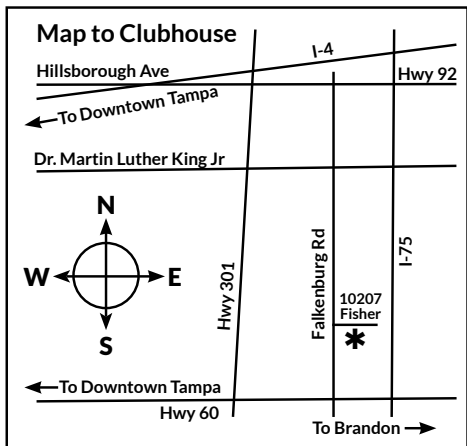
Deposit	Date	Amount	Income	\$20,411.48
Show Bank	4/5/23	\$2,500.00	Expenses	\$10,376.20
Sat Show Cash Dep	4/5/23	\$4,910.00		
Sun Show Cash Dep	4/5/23	\$2,626.00	Profit	\$10,035.28
PayPal Transfer	4/13/23	\$5,000.00		
Paypal Transfer	4/21/23	\$4,060.48		
Weekly Deposit	4/20/23	\$1,315.00		
Total Deposits		\$20,411.48		

Checks	Date	Amount	To	For	
1128	4/10/23	\$1,140.00	Greig Lundergan	Gerri's stuff sold at show	Less 10% Fees
1129	4/10/23	\$32.19	Christy Gorrow	Table Cloths	
1131	4/10/23	\$33.57	Lyra Solochek	Keys	
1132	4/15/23	\$200.00	Alejandro Rivera	Lawn	
1133	4/15/23	\$372.50	Greig Lundergan	College Hunks (Pd with his card in error)	
1134	4/15/23	\$150	Lyra Solochek	Geode	
1135	4/15/23	\$1,447.56	Greig Lundergan	Gerri's Cab King	Less CC Fees
1136	4/16/23	\$250.00	Cory Shaw	Table Refund	
1137	4/18/23	\$4,230.00	Michael Marx	Kinetic Fish Workshop	
1138	4/18/23	\$450.00	Tony Carrino	William Holland Class Payment	
1139	4/18/23	\$140.00	Tony Carrino	William Holland Deposit	
1118		(\$250.00)	Cory Shaw	Voided Check	

Tampa Bay Mineral and Science Club, Inc. Membership Application

*Mandatory fields

Adult 1 Name*	Email*	Birth month
Adult 2 Name*	Email*	Birth month
Child (under 18)		Birth month
Child (under 18)		Birth month
Child (under 18)		Birth month
Address		
City	State	ZIP
Preferred form of contact*		Are you willing to receive your monthly newsletter by Email?
<input type="checkbox"/> Email <input type="checkbox"/> Text <input type="checkbox"/> Phone		<input type="checkbox"/> Yes <input type="checkbox"/> No
I hereby apply for membership for myself and others listed above, and agree not to hold any claims against the club.*		Referred by:
Signature		Date



Annual dues (January 1-December 31): \$40 individual, \$20 for each additional adult in the household, and \$4 for each child under 18.
Multi-year membership: \$140 individual for 4 years, \$70 per additional adult in household for 4 years
Lifetime membership: \$500 individual, \$250 per additional adult in household.

Make checks payable to "TBMSC" and mail with this application to 10207 Fisher Avenue, Tampa, FL 33619, or drop it off at the club house when you visit.

Clubhouse: 10207 Fisher Avenue, Tampa, FL 33619

Phone: (813) 684-2039

Website: www.tampabayrockclub.org

Regular membership meetings: 1st Saturday of Mar, June, Sept. and Dec.

Board meetings: 1st Monday of each month, 6:30 p.m.

Monthly Newsletter: The Coral Geode

The Tampa Bay Mineral and Science Club is a non-profit organization for the charitable and educational purposes of associating persons who are interested in natural science to work together as an organization in the gathering, displaying, and studying of rocks, shells, jewelry arts, and any kind of scientific objects of interest to the individual and the organization and to promote community interest in these subjects.

For Club Use

Cash or Check #	Amount	Receipt Done	Cards Done	Added to Mbr List	
-----------------	--------	--------------	------------	-------------------	--