





































































































2023 July 4 Fun Run

Overall Results 5K

Place	Bib	Name	Nat.	Age	Gender	AG	Club	Pace	ChipTime	GunTime
5K										
1.	539	Groathouse, Tyler		25	M	Male 20-29		6:13	0:19:19	0:19:19
2.	692	Reynolds, Johnny		16	M	Male 15-19		6:13	0:19:20	0:19:20
3.	726	Kruse, Terry		56	M	Male 50+		6:15	0:19:26	0:19:26
4.	630	Sample, Ryan		17	M	Male 15-19		6:15	0:19:27	0:19:27
5.	565	Pérez, José		41	M	Male 40-49		6:20	0:19:43	0:19:43
6.	675	Verastegui, Rodrigo		16	M	Male 15-19		6:20	0:19:44	0:19:44
7.	648	Reyes, Juan		17	M	Male 15-19		6:29	0:20:11	0:20:11
8.	624	Arvanis, Stephen		34	M	Male 30-39		6:34	0:20:25	0:20:25
9.	600	Huckfeldt, Bruce		43	M	Male 40-49		6:37	0:20:35	0:20:35
10.	556	Hoskins, Carter		15	M	Male 15-19		6:38	0:20:38	0:20:38
11.	717	Taha, Jalen		17	M	Male 15-19		6:39	0:20:42	0:20:42
12.	613	Zambreno, Joey		15	M	Male 15-19		6:48	0:21:08	0:21:08
13.	738	McConkey, Michelle		15	F	Female 15-19		6:48	0:21:08	0:21:08
14.	710	Tuyls, Owen		13	M	Male 14 & Under		6:49	0:21:11	0:21:11
15.	707	Tebben, Rob		33	M	Male 30-39		6:53	0:21:24	0:21:24
16.	540	Calderon, Lindsey		38	F	Female 30-39		6:59	0:21:44	0:21:44
17.	515	Reagen, Cameron		17	M	Male 15-19		7:00	0:21:46	0:21:46
18.	700	Temple, Alex		20	M	Male 20-29		7:00	0:21:46	0:21:46
19.	708	Hayes, Luke		18	M	Male 15-19		7:01	0:21:49	0:21:49
20.	572	Urban, Lauren		22	F	Female 20-29		7:02	0:21:53	0:21:53
21.	574	Opsal, Reed		15	M	Male 15-19		7:06	0:22:05	0:22:05
22.	519	Briggs, Cooper		13	M	Male 14 & Under		7:09	0:22:13	0:22:13
23.	709	Hayes, Colin		15	M	Male 15-19		7:09	0:22:13	0:22:13
24.	636	Kottmeyer, Alex		17	M	Male 15-19		7:10	0:22:16	0:22:16
25.	685	Coles, Andrew		14	M	Male 14 & Under		7:11	0:22:22	0:22:22
26.	516	Smith, Shawn		47	M	Male 40-49		7:13	0:22:28	0:22:28
27.	654	Berger, Sydney		17	F	Female 15-19		7:16	0:22:35	0:22:35
28.	603	Aran, Hiddekel		27	F	Female 20-29		7:19	0:22:45	0:22:45
29.	543	Simpson, Tanner		17	M	Male 15-19		7:23	0:22:58	0:22:58
30.	569	Opfer, Dave		51	M	Male 50+		7:23	0:22:59	0:22:59
31.	640	Peterson, Andrew		15	M	Male 15-19		7:27	0:23:09	0:23:09
32.	699	Temple, Sam		14	M	Male 14 & Under		7:29	0:23:18	0:23:18
33.	514	Schwendinger, Sara		46	F	Female 40-49		7:32	0:23:27	0:23:27
34.	592	Blaess, Matt		25	M	Male 20-29		7:37	0:23:42	0:23:42
35.	701	Kelso, Jeff		51	M	Male 50+		7:38	0:23:45	0:23:45
36.	704	Crutchley, Ryan		14	M	Male 14 & Under		7:39	0:23:46	0:23:46
37.	746	Wilson, Wesley		43	M	Male 40-49		7:39	0:23:47	0:23:47
38.	573	Craig, Teddy		12	M	Male 14 & Under		7:40	0:23:50	0:23:50
39.	623	Dow, Daniel		37	M	Male 30-39		7:46	0:24:08	0:24:08
40.	650	Lawry, Jason		48	M	Male 40-49		7:48	0:24:14	0:24:14
41.	570	Opfer, Caroline		15	F	Female 15-19		7:49	0:24:18	0:24:18
42.	576	Mash, Luke		17	M	Male 15-19		7:49	0:24:20	0:24:20
43.	602	Franks, Jack		17	M	Male 15-19		7:56	0:24:40	0:24:40
44.	653	Berger, Olivia		14	F	Female 14 & Under		8:08	0:25:17	0:25:17
45.	538	Groathouse, Amy		24	F	Female 20-29		8:11	0:25:26	0:25:26
46.	683	Coles, Matt		11	M	Male 14 & Under		8:14	0:25:37	0:25:37
47.	684	Coles, Nathan		43	M	Male 40-49		8:15	0:25:39	0:25:39
48.	588	Moore, Daniel		41	M	Male 40-49		8:17	0:25:45	0:25:45
49.	537	Groathouse, Megan		22	F	Female 20-29		8:18	0:25:49	0:25:49



















































2023 July 4 Fun Run

Overall Results 5K

Place	Bib	Name	Nat.	Age	Gender	AG	Club	Pace	ChipTime	GunTime
50.	718	Redlinger, Whitney		38	F	Female 30-39		8:18	0:25:49	0:25:49
51.	617	Daugherty, Caleb		14	M	Male 14 & Under		8:19	0:25:52	0:25:52
52.	690	Bird, Alyssa		19	F	Female 15-19		8:20	0:25:54	0:25:54
53.	594	Alvarez, Avianna		14	F	Female 14 & Under		8:21	0:25:58	0:25:58
54.	673	Buske, Aidan		20	M	Male 20-29		8:22	0:26:00	0:26:00
55.	672	Buske, Addie		15	F	Female 15-19		8:23	0:26:04	0:26:04
56.	527	Olson, Matt		44	M	Male 40-49		8:24	0:26:07	0:26:07
57.	526	Olson, Nolan		13	M	Male 14 & Under		8:25	0:26:09	0:26:09
58.	638	Peterson, Benjamin		15	M	Male 15-19		8:26	0:26:14	0:26:14
59.	703	Kreger, Kellan		15	M	Male 15-19		8:26	0:26:14	0:26:14
60.	577	Mash, Cade		21	M	Male 20-29		8:27	0:26:16	0:26:16
61.	691	Bird, Chris		51	M	Male 50+		8:30	0:26:25	0:26:25
62.	693	Judas, Ryan		50	M	Male 50+		8:31	0:26:30	0:26:30
63.	610	Chan, Joel		17	M	Male 15-19		8:31	0:26:30	0:26:30
64.	619	Bennett, Lydia		14	F	Female 14 & Under		8:32	0:26:31	0:26:31
65.	564	Dippold, Glen		61	M	Male 50+		8:32	0:26:32	0:26:32
66.	667	Page, Kaiti		13	F	Female 14 & Under		8:33	0:26:35	0:26:35
67.	651	Lawry, Joseph		17	M	Male 15-19		8:33	0:26:36	0:26:36
68.	732	Schmitz, Hannah		12	F	Female 14 & Under		8:34	0:26:38	0:26:38
69.	733	Schmitz, Abby		41	F	Female 40-49		8:36	0:26:44	0:26:44
70.	604	Alstott, Dawson		14	M	Male 14 & Under		8:40	0:26:57	0:26:57
71.	530	Tekippe, Paul		33	M	Male 30-39		8:43	0:27:07	0:27:07
72.	689	VanDis, Jon		45	M	Male 40-49		8:44	0:27:10	0:27:10
73.	705	Meyers, Kelly		36	F	Female 30-39		8:45	0:27:12	0:27:12
74.	706	Courtney, Kaitlin		34	F	Female 30-39		8:45	0:27:12	0:27:12
75.	662	Mertz, Tenley		17	F	Female 15-19		8:46	0:27:15	0:27:15
76.	656	Schwendinger, Lori		47	F	Female 40-49		8:53	0:27:37	0:27:37
77.	749	Maas, Sadie		17	F	Female 15-19		8:53	0:27:38	0:27:38
78.	702	Blaess, Tyler		23	M	Male 20-29		8:53	0:27:39	0:27:39
79.	609	Chan, Cheung		50	M	Male 50+		8:54	0:27:39	0:27:39
80.	643	Thaker, Jade		17	F	Female 15-19		8:57	0:27:49	0:27:49
81.	642	Thaker, Jake		28	M	Male 20-29		8:57	0:27:50	0:27:50
82.	743	Hoskinson, Sloan		14	F	Female 14 & Under		9:00	0:27:58	0:27:58
83.	666	Schmidt, Sam		14	M	Male 14 & Under		9:00	0:27:58	0:27:58
84.	626	Terhark, Brian		54	M	Male 50+		9:01	0:28:03	0:28:03
85.	644	Schmidt, Matt		54	M	Male 50+		9:04	0:28:11	0:28:11
86.	584	Heltzel, Belinda		48	F	Female 40-49		9:08	0:28:23	0:28:23
87.	544	Simpson, Skyler		14	F	Female 14 & Under		9:09	0:28:26	0:28:26
88.	536	Groathouse, Stephanie		52	F	Female 50+		9:09	0:28:28	0:28:28
89.	671	Lorenz, Kyle		46	M	Male 40-49		9:13	0:28:39	0:28:39
90.	663	Wachter, Derek		54	M	Male 50+		9:23	0:29:12	0:29:12
91.	551	Urban, John		56	M	Male 50+		9:25	0:29:18	0:29:18
92.	658	Tope, Kaitlyn		23	F	Female 20-29		9:29	0:29:29	0:29:29
93.	741	Bushier, Laura		39	F	Female 30-39		9:31	0:29:35	0:29:35
94.	541	Roszhart, Grant		24	M	Male 20-29		9:32	0:29:40	0:29:40
95.	747	O'Conner, Hannah		14	F	Female 14 & Under		9:38	0:29:58	0:29:58
96.	748	O'Conner, Megan		43	F	Female 40-49		9:39	0:29:59	0:29:59
97.	587	Hamm, Jacob		20	M	Male 20-29		9:41	0:30:08	0:30:08
98.	652	McElderry, Brant		14	M	Male 14 & Under		9:44	0:30:15	0:30:15
99.	583	Heltzel, Burke		16	M	Male 15-19		9:47	0:30:24	0:30:24
100.	585	Heltzel, Kelsey		20	F	Female 20-29		9:49	0:30:32	0:30:32







2023 July 4 Fun Run

Overall Results 5K

Place	Bib	Name	Nat.	Age	Gender	AG	Club	Pace	ChipTime	GunTime
101.	586	Heltzel, Courtney		14	F	Female 14 & Under		9:49	0:30:32	0:30:32
102.	535	Groathouse, AJ		53	M	Male 50+		10:05	0:31:20	0:31:20
103.	720	Adams, Luke		9	M	Male 14 & Under		10:09	0:31:34	0:31:34
104.	618	Daugherty, Andrew		11	M	Male 14 & Under		10:11	0:31:40	0:31:40
105.	590	Gojkovich, Riley		15	F	Female 15-19		10:19	0:32:06	0:32:06
106.	639	Peterson, Tara		43	F	Female 40-49		10:20	0:32:07	0:32:07
107.	629	Rahn, Isabelle		19	F	Female 15-19		10:20	0:32:07	0:32:07
108.	647	Sayler, Lauren		17	F	Female 15-19		10:20	0:32:07	0:32:07
109.	502	Blaess, Andy		58	M	Male 50+		10:27	0:32:30	0:32:30
110.	637	Chatterjee, Dhruv		17	M	Male 15-19		10:28	0:32:34	0:32:34
111.	616	Daugherty, Sarah		40	F	Female 40-49		10:29	0:32:36	0:32:36
112.	593	Spainhower, Sophia		38	F	Female 30-39		10:31	0:32:42	0:32:42
113.	688	VanDis, Jordan		15	F	Female 15-19		10:35	0:32:56	0:32:56
114.	589	Gojkovich, Scott		48	M	Male 40-49		10:43	0:33:21	0:33:21
115.	649	Kreger, Adalyn		13	F	Female 14 & Under		10:55	0:33:57	0:33:57
116.	661	Mertz, Sarah		46	F	Female 40-49		10:56	0:34:00	0:34:00
117.	641	Ostlund, Camryn		14	F	Female 14 & Under		10:57	0:34:02	0:34:02
118.	512	Clouser, Grace		21	F	Female 20-29		10:59	0:34:08	0:34:08
119.	714	Verastegui, Regina		43	F	Female 40-49		10:59	0:34:10	0:34:10
120.	628	Bartachek, Darin		53	M	Male 50+		11:01	0:34:14	0:34:14
121.	742	Beal, James		53	M	Male 50+		11:06	0:34:31	0:34:31
122.	715	Purvis, Grace		16	F	Female 15-19		11:06	0:34:32	0:34:32
123.	734	Lorenz, Jessica		36	F	Female 30-39		11:14	0:34:55	0:34:55
124.	542	Roszhart, Johanna		25	F	Female 20-29		11:16	0:35:03	0:35:03
125.	580	Aldrich, Matthew		9	M	Male 14 & Under		11:17	0:35:06	0:35:06
126.	687	VanDis, Jonas		17	M	Male 15-19		11:19	0:35:11	0:35:11
127.	582	Heltzel, Kiley		18	F	Female 15-19		11:26	0:35:34	0:35:34
128.	578	Aldrich, Nicole		37	F	Female 30-39		11:28	0:35:38	0:35:38
129.	601	Davis, Drew		33	M	Male 30-39		11:30	0:35:44	0:35:44
130.	611	Haworth, Liz		35	F	Female 30-39		11:39	0:36:14	0:36:14
131.	513	Weisberg, Amy		41	F	Female 40-49		11:39	0:36:15	0:36:15
132.	696	Tuyls, Kellen		16	M	Male 15-19		11:42	0:36:23	0:36:23
133.	674	Line, Owen		17	M	Male 15-19		11:43	0:36:25	0:36:25
134.	712	Grandquist, Kristina		31	F	Female 30-39		11:45	0:36:32	0:36:32
135.	506	Tekippe, Bailey		30	F	Female 30-39		11:49	0:36:45	0:36:45
136.	571	Opfer, Nicole		51	F	Female 50+		11:56	0:37:05	0:37:05
137.	508	Watson, Jeff		37	M	Male 30-39		11:57	0:37:08	0:37:08
138.	657	Larson, Ellie		14	F	Female 14 & Under		12:02	0:37:25	0:37:25
139.	558	Message, Ashley		32	F	Female 30-39		12:03	0:37:27	0:37:27
140.	686	Khoo, Allison		13	F	Female 14 & Under		12:03	0:37:27	0:37:27
141.	557	Message, John		34	M	Male 30-39		12:03	0:37:28	0:37:28
142.	633	Siebert, Jared		22	M	Male 20-29		12:13	0:37:58	0:37:58
143.	634	Siebert, David		52	M	Male 50+		12:13	0:37:58	0:37:58
144.	659	Tope, Marcia		51	F	Female 50+		12:18	0:38:13	0:38:13
145.	737	Wigton, Jennifer		34	F	Female 30-39		12:20	0:38:20	0:38:20
146.	660	McElderry, Ashley		38	F	Female 30-39		12:26	0:38:40	0:38:40
147.	522	Mosbach, Tim		43	M	Male 40-49		12:35	0:39:08	0:39:08
148.	523	Mosbach, Melissa		45	F	Female 40-49		12:35	0:39:08	0:39:08
149.	627	Bartachek, Jill		52	F	Female 50+		12:36	0:39:09	0:39:09
150.	612	Haworth, Jack		51	M	Male 50+		13:05	0:40:41	0:40:41
151.	635	Siebert, Evan		16	M	Male 15-19		13:42	0:42:36	0:42:36

2023 July 4 Fun Run

Overall Results 5K

Place	Bib	Name	Nat.	Age	Gender	AG	Club	Pace	ChipTime	GunTime
152.	505	Kelly, Kim		53	F	Female 50+		15:20	0:47:39	0:47:39
153.	504	Ryan, Michelle		55	F	Female 50+		15:20	0:47:39	0:47:39
154.	682	Siebert, Laura		52	F	Female 50+		15:59	0:49:40	0:49:40
155.	528	Oswald, Lynn		57	F	Female 50+		17:15	0:53:38	0:53:38
156.	529	Oswald, Scott		56	M	Male 50+		17:15	0:53:38	0:53:38
157.	501	Miller, Alyssa		34	F	Female 30-39		17:15	0:53:39	0:53:39

Number of records: 157