

# FLAGS

JULY 2024

*The 4x NCM Award-Winning Newsletter Publication of the Brookville Corvette Club, Inc.*

***The torch is passed...***



## **CRUISE INTO SUMMER REPORT**

*A short but informative report of our car show event on June 1<sup>st</sup>. A little rain didn't damper the event too much.*



## **MEMBER VETTE FOR SALE**

*Turn to page 22 and have a look at Palumbo's 2019 Grand Sport. Gorgeous, and it could be yours.*

**ISSUE 95**





The Brookville Corvette Club meets on the 2<sup>nd</sup> Thursday of each month at the Leiber Center – Golden Gate Park in Brookville, Ohio at 7:00. Everyone is invited to attend.



13

**CRUISE INTO SUMMER 13**

Our annual Cruise Into Summer was hindered by rain this year. We have a few pictures from the event.



17

**A CLAY BAR TUTORIAL 17**

We take yet another look at how to clay bar your Corvette to attain the best results.



22

**CRUSIN' THE GLEN 22**

Several members head over to Richmond to attend the Cruisin' The Glen car show.



23

**BCC VETTE FOR SALE 23**

Palumbo's are selling their '19 Grand Sport. Details can be found on page 23.

**FAIRVIEW CHURCH SHOW 25**

A few picks from the Fairview Church annual Father's Day Car Show. We had a few members show up.

**Plus...**

**Corvette Tidbits**

**Upcoming Events**

**NCM Ambassador's Report**

**Links of Interest**

**...and much more**

**On the cover this month, Corvette Executive Chief Engineer Tadge Juechter stands in front of a C5 and C8 – two of the three Corvette platforms that he guided the development on. His successor is announced on page 10.**



# THE BROOKVILLE CORVETTE CLUB

Board of Directors\* and Officers



**President\* Gary Chesnut**

[Silvervette79@hotmail.com](mailto:Silvervette79@hotmail.com)



**Vice President\***

**Rick Snider**

[ricksnider61@gmail.com](mailto:ricksnider61@gmail.com)



**Secretary\* Paula Ransdell**

[dpransdell@hotmail.com](mailto:dpransdell@hotmail.com)



**Treasurer\* Patty Wagner**

[wagsnk@hotmail.com](mailto:wagsnk@hotmail.com)



**Flags Editor and NCM Ambassador**

**Rick Scoville,** [scoville1954@gmail.com](mailto:scoville1954@gmail.com)



**Membership Chair**

**Sue Alexander** [suekalexander1@gmail.com](mailto:suekalexander1@gmail.com)



**Activities Chair Joe Ricketts**

[Corvet01@aol.com](mailto:Corvet01@aol.com)



**Webmaster Dave Ransdell**


[dpransdell@hotmail.com](mailto:dpransdell@hotmail.com)


**Brookville Corvette Club, Inc.**

P.O. Box 221

Brookville, OH 45309

[www.corvettesofbrookvilleohio.com](http://www.corvettesofbrookvilleohio.com)





Here we are already at the end of June smack-dab in the middle of car show season.

The recent rain has been a bummer for many of the car events. On top of that, an unusually hot June tempered the mood at the shows.

That said, in this month's issue we review our very own Cruise into Summer Car Show held on June 1<sup>st</sup>. Attendance was hampered by the forecast of rain, but we did have some hearty souls come out.

I do another tutorial on how to clay bar your vehicle. Hopefully, I clear up some questions that some people had.

We had several cars that attended the Cruise the Glen car show over in Richmond. They had a pretty good showing and our very own Neil Romer took home some hardware. Again.

If you turn to page 23, Palumbos are selling their '19 Grand Sport. A great looking, low mileage example of the last year for a front-engine Corvette.

Several members attended the Fairview Church's Father's Day Car Show in Englewood. This show gets bigger each year and is very well organized.

The front page of Flags this month pays tribute to Tadge Juechter, the out-going Executive Chief Engineer of Corvette. His greatest accomplishment was bringing Zora's dream to fruition – the C8.

Lots of things coming up in July. Let's go have some fun at those events.

Flags is published monthly by the Brookville Corvette Club. Any use of images or information contained in this publication must be approved by the Board of Directors of the Brookville Corvette Club.

Hi, all!

Looking forward to getting out and seeing everyone else with their cars out. July looks to be pretty active with car shows, all the more reason to get out there.

The weather appears to be cooperating a little more, so you should be able to enjoy a nice summer day or night drive. Just make it happen!

Keep an eye on your emails. Joe will be sending out notifications on the various car shows, meet up times and locations.

As always, we need to keep some of our BCC members in our thoughts and prayers. It seems that so many of us are struggling with health issues right now. Our very best wishes go out to Don, Neil, Dave R., Dave W., Gary W., Cindy S., Mike and Sherry, Pam H., Dale and a few others.

Hope to see everyone at our next meeting. Hopefully, we can meet up at one of the upcoming events in July. And, like I always say, don't forget to Save the Wave!

*Prez Gary*





### BCC CLUB MEETING

Our next meeting will be Thursday, July 11<sup>th</sup> at Golden Gate Park. Come on out and join the crowd. You just never know who you'll run in to. We may also have an impromptu raffle. You won't know unless you attend.

### FIRECRACKER ST. HENRY

Join us on July 7<sup>th</sup> for our outing to St. Henry for their annual Firecracker car show and town event. Dinner at Romer's house afterwards. This is always a great show and the dinner at Romer's is always first class. Be there!



### BRICKYARD 400

On July 21, bring a covered dish and join the gang at Dave and Paula Ransdell's house as we take in the 30<sup>th</sup> running of the Brickyard 400. Plenty of food for sure. Bring your pull-back Corvette and run it in our racing competition on the track. Lots of laughs and fun. Oh, some may even watch the race, too.



## VOSS HOSS CRUISE-IN

On July 12, Voss Chevrolet over on Loop Road in Centerville will hold their first of two summer Cruise-In's. The party will start at 5:00 p.m. and end around 9:00 p.m. We'll meet up over on Byers Road at Bob Evans at 4:30 and go over as a group.

This is always a well-attended show usually in excess of 300 vehicles. Food vendors, door prizes and trophies if you sign up.



## GREATER DAYTON'S CRUISE-IN

On July 27<sup>TH</sup>, the Greater Dayton Corvette Club is holding the third of four Cruise-Ins at the Museum of the National Air Force. It is an all-Corvette event that begins at 9:00 a.m. and ends after noon. They usually have coffee and doughnuts available, and you can tour the museum whenever you choose. Look for an email for meet-up times and location.





Here are some tidbits from the Club and Corvette nation for July 2024.

- **From Cub Reporter Rick Ray.** Rick sent in a few great pictures this month. Of the bunch, this was my favorite hand down (well, actually hand up). Not sure where this was located, but have you ever seen a more clever advertising sign than this for a car wash? Someone had a creative moment when they came up with this. And, to top it off (literally and figuratively), they placed a Corvette on the top of the hand.

Is that cool or what?



- **Here's another from Rick.** Rick owns several British cars including Triumphs and an Austin Healey. Here's a picture from what appears to be late 50's or very early 60's of a car lot that deals mainly in British cars. If you look towards the back on the right-hand side, there is a lone Corvette sitting on the lot.

I wonder which one of those cars sold the quickest? Would be neat to know.



- **Yet another from the past.**

Here's a throw-back picture from the early 60's from the TV show Route 66. Martin Milner and George Maharis sitting in that famous '61 Corvette smiling at a cute girl sitting on the rear deck. Great promo shot, but a cold day in Tampa I'd let anyone sit on the back of my Vette.



- **Voss Hoss Cruise-In.** Coming up on Friday, July 12<sup>th</sup> is the first Voss Hoss Cruise-In of the summer. This is always a very well attended car show. They do park all of the Vettes together right at the entrance. Keep an eye out for an email from Joe with meet-up times and location for the Club. This is one show you really should try to attend.

*Voss Hoss*  
**Cruise-In**  
**Friday, July 12th**  
**at**  
**Voss Used Cars**  
**99 Loop Rd, Centerville**  
**5pm-9pm**

- **Dale Neuman update.** So, Dale has started his outpatient treatment. Here he is getting his first dose. Only takes about 30 minutes from start to finish and he's feeling pretty good so far.

I think he said he has 6 – 8 weeks of this treatment and then they assess how everything is going.

Stay tuned.





- **Corvette 2025 Model Year.** It was recently announced that the start of production for 2025 Corvette will be on Monday, September 9<sup>th</sup>. The end of production for the 2024 model year will be Friday, September 6<sup>th</sup>.

The 2025 Order Guide was made available on June 10. You should be able to go on-line and configure a 2025 Corvette. Order placement for a 2025 won't begin for at least another 30 days. We should hear more very soon.



- **GM names Juechter's successor.** It was previously announced that Tadge Juechter, Executive Corvetter Chief Engineer, is retiring after 47 years at GM. Now, GM has named Tony Roma as the new Executive Chief Engineer for Corvette.

Tony currently serves at the Chief Engineer for the Cadillac CELESTIQ. In addition to Corvette, Tony has also been named Executive Chief Engineer for the newly formed Global Corvette and Performance Cars team. He officially assumes his new positions effective July 1<sup>st</sup>.



Also, Tony will assume leadership of the Luxury and Performance Car team currently led by Brandon Vivian who has been moved to the Advanced Vehicle Development Center as Executive Chief Engineer and Brand Strategy Coordinator.

During his 30 years at GM, Tony has spent time working on Corvettes and numerous Cadillacs including CTS, ATS and the Celestiq. His work on the V-Series and then Blackwing has distinguished Cadillac as a serious luxury performance contender.

Tony has a passion for cars. His current personal stable of cars includes a C4 ZR1, a C6 ZR1, a C8 Z06 and he hopes to acquire the C8 ZR1 when it is released. He also owns a CTS-V wagon.

Tony is also a GM level 6 driver, the company's highest rating, and he is certified to drive the Nurburgring in Germany. In fact, he has logged over 1,500 laps at the Nurburgring.

It appears that Corvette will remain in capable hands going into the future.

- **Gary's new wheels.** Gary has been looking for new wheels for his Corvette for some time now. He came across these amazing polished aluminum wheels a few weeks ago and had to have them. Sure, they only have 10" rims and oversize sidewalls, but he'll certainly make them fit on his Vette. Don't worry, he'll work around the four lug thing, too.

Actually, those are the new wheels on his recently acquired golf cart. He plans on racing around his neighborhood and might even bring it to our Cruise-In next year.

Nice wheels, though.



- **BCC Dues are due.** Well, quite frankly, dues were due back in May. That said, there are a few of you that still have not submitted payment.

So, before Sue hires a guy named Vito to come knocking on your door with his goons in tow, send them in.

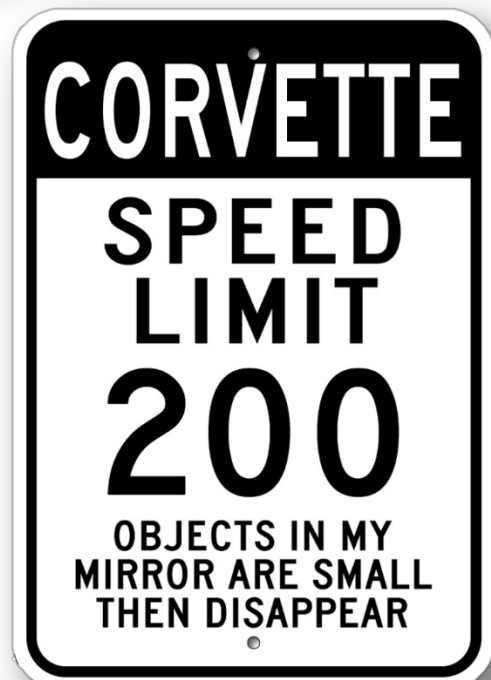
Just a friendly heads up!



- **New speed limit signs.** You should start seeing these new signs popping up around the state this summer. So, if you've got a Vette, these signs will supersede all existing speed signs.

Let me know when you start seeing them popping up in the area. We'll need to arrange a caravan and test the limits out.

I am sure that there will be no problems with the State Patrol or local law enforcement.





- **Springfield Soup Kitchen Cruise-In.** I'm listing this event for my son-in-law and his motorcycle club. They are having a Bike Night and Cruise-In to benefit the Springfield Soup Kitchen. The event is on Saturday, July 27<sup>th</sup> at 6:00 p.m. Location is O'Connors Irish Pub, 2200 N. Limestone St. in Springfield. Live music, raffles (they are raffling off a ¼ cut Angus beef) and a silent auction.

Last year, they had their inaugural Bike Night and Cruise-In and raised a substantial sum for the soup kitchen.

It's family, so Cindy and I will be going. If anyone is interested, I'll send out an email in early July with the meet-up location and time.




- **Chevrolet announcement on ZR1.** It appears that Chevrolet will be officially *announcing* the C8 ZR1 on 25 July 2024. Remember, Chevy has said that the ZR1 is *likely*. They have never said that the car will be built. If you watch Tadge's video from the Bash, he is very clear on that.

That is the official announcement date. A very recent update now appears to show that the ZR1 will be a 2025 model year. If that's the case, then the announcement on July 25 could, indeed, be the official reveal of the car.

It all depends on who you listen to. There are so many Corvette "pundits" and influencers out there that say they have that special "inside connection".

We'll see what happens in July.



# CRUISE INTO SUMMER 2024



**Well, another year** and another Cruise-In under our belts. Our luck kinda ran out this year, as rain threatened most of the afternoon which kept attendance to just about an all-time low. By the end of the afternoon, just as we wrapped up an early awards presentation, the skies opened up and the rain finally came down. Nothing heavy, but enough that pretty much drove everyone to head home.



Above, a row of BCC Corvettes lined up for the show. The entire front side of Reichards was filled with Corvettes north to south. From the road, it really did look like a Corvette show.

I did not get much of a chance to run around the show and take some random pictures of all the cars. I should have tried, because I probably could have caught just about everyone's car.

In addition to Jody's blue and white 1970 GMC Jimmy, he also brought his 50<sup>th</sup> anniversary Corvette, his GTO and his Bentley. A nice collection of vehicles to say the least.



But, oh that Jimmy....



Jeff Reichard, **Reichard Chevrolet** and our main Cruise In sponsor arrived in his 2024 Z06 HTC.



Mr. Cassel from **Cassel Insurance** and one of our major sponsors for the Cruise In brought a few of his cars to the show. These two stood out. His 2023 (I think) Z06 3LZ and his 2019 Z06.



In addition to his 2 Z06's, Mr. Cassel brought along his collection of Dodge Challengers (Demon and the Hellcat Redeye @ 797 HP). The badging on the top of the radiator on the Redeye had a sticker that said "Last Call". A rare bird indeed.





I would certainly be remiss if I didn't highlight Errol's '17 Grand Sport. Of course, the reason I highlight it is that he was the very last BCC member to arrive for the Cruise In. Not that anyone really noticed him drive in (I did, of course). He parked next to Mr. Cassel's collection, so he pretty much fit in right there.

Good plan, Errol. Good plan.

So, I snapped a picture of Gary gathering the troops before the beginning of the event and barking final orders to everyone as they headed out to take their positions.

Well, he didn't actually "bark" orders. He just pretty much told everyone where they could go.

In a polite sort of way.



This was pretty cool. We had a few new sponsors for the Cruise In this year. Rick Snider arranged to have a large poster made up that showed all of our sponsors.

The poster was 24" x 48" and was hanging on one of the pillars in the area that housed the awards, raffle prizes and tables. You couldn't help but see it when you walked up.

We'll use that poster for some future advertising work, hopefully convincing other businesses to join the party.

A big thank you to Rick Snider for making that happen. Rick was also responsible for taking care of securing our Cruise-In t-shirts this year, which turned out great.

That Digger. What a guy!



Here's the back view of Gary rounding up the troops and getting ready for the Cruise-In.



Below, here's a picture of the boys from the **Grey Hat Society** after the Cruise-In celebrating a job well done. I wasn't aware that the only way you could participate in the after-party was that you had to own a grey hat. The things you find out later....



# B CLAY R

## HOW TO SAFELY DECONTAMINATE YOUR PAINT AND HELP BRING BACK THAT FACTORY SHINE SHINE

**Not too long ago**, I re-did a previous article that appeared in Flags on how to clay bar your Corvette (or any vehicle). Periodically, I'll head out to the garage and spend a few hours clay-barring my Corvette just to remove whatever contamination has accumulated on the paint since the last time I used a clay bar.

I've been approached recently about the process of how to use a clay bar effectively. While I am not a professional detailer, I've spent a considerable amount of time using a clay bar, doing paint correction with an orbital polisher and even applying ceramic coating. You probably couldn't match my results with that of a professional detailer, but my results have been pretty good in my eyes (which are now 70 years old and aren't what they used to be). Of course, neither are most of my other parts, but that's a conversation for another day.

So, let me touch on the basics of clay barring. As I state at the top, anyone can safely and effectively decontaminate their paint by using clay and a good lubricant (i.e. detail spray). Just follow the simple steps below, take your time and don't overthink the process.

### **WHAT YOU NEED**

First, wash your car. Make sure that you remove any dirt, grime and loose stuff from your paint. This is important. You don't want easy-to-remove contamination on your paint that will build up on the clay and induce or cause damage to your paint.

Next, purchase a clay bar kit. You can find these at just about any auto parts store or on-line stores. As you are all aware, I'm a big supporter and purchaser of Adams Polishes. They are a one-stop shop for anything car care related. Not that they are the best or the most/least expensive, I just trust their products. I've been using Adams Polishes for about 9 years, and have never really had a reason to use any other car care product.





## **BEFORE YOU GET STARTED**

The key to knowing that you've done a good job with the clay bar is that you need a starting point – something that helps you quantify that you've done a good job. The easiest and simplest way to do that is by using a plastic bag.

Any thin plastic bag will suffice. Place your hand inside the bag and gently rub the painted surface of your vehicle using a back and forth motion. What you should feel on the palm of your hand is almost like very fine particles of sand projecting through the bag. What you are doing is picking up (through feel) all of the contamination that is in your clear coat. It can be brake dust, tire dust, industrial contamination and/or environmental contamination. It is trapped in the clear coat. This is your starting point.



## **STEP 1 – PREP YOUR CLAY**

On the right, this is what the clay bar kit looks like supplied by Adams. It contains a white bar of clay (packaged), along with a plastic oval forming tool.

Take the clay and break it into two pieces about 3" x 3". Flatten the clay out on a smooth surface to make it a little thinner so it fits on the fingertips of your hand. Take the oval forming tool and press it into the clay so that it makes indentations/ridges in the clay. If you don't have the Adams tool, take a knife and score the clay cross-ways. You want the surface of the clay to be rough so that it picks up contamination better.



## **STEP 2 - LUBRICANT**

The lubricant that you use will be some type of detail spray. Again, Adams has several products that you can use. There is their normal detail spray (the bubble-gum smelling stuff), Slick & Slide (a new product that works great as a normal detail spray or one of their Graphene detail sprays).

## **STEP 3 – MICROFIBER TOWELS**


Needless to say, the only towels that you want to use when clay barring are microfiber. Don't use soft diapers, paper towels or cotton rags. They'll all induce scratches.





I use a couple different types of microfiber towels. After using the clay bar, I'll take a thin microfiber towel (A) to remove the coating of detail spray. These towels can be purchased in rolls of 50 that fit in a paper towel dispenser and you just peel off one at a time. They can be washed and reused if they don't get too soiled.

After the initial wipe, I'll go back over the area with a plush microfiber towel (B). This removes any excess spray and yields a nice finish.



#### **STEP 4 – THE CLAY BAR PROCESS**


You are ready. Pick a surface area to begin with. I suggest an area no more than 2' to 3' square – maybe smaller. A door could be broken down into two areas. The hood or deck lid might be three separate areas. Choose a surface area that you are comfortable with.

To the right, I've sprayed detail spray onto the surface. Make sure you cover the area well. Remember, the detail spray is acting like a lubricant for the clay bar. Take the piece of clay, set it on the paint that has not been sprayed with detail spray. You will not be able to slide the clay across the surface.

As you are spraying the surface and rubbing the clay bar across it, you'll get a feel for how much detail spray you need to keep the clay sliding smoothly. If the clay bar hangs up on the paint, spray more detail spray. Use liberal amounts. I know, I know, the stuff is \$12 or more a bottle. Like they say, it is what it is. You'll eventually find the balance.

Rub the clay bar across the surface using back and forth motions. This will pick up the lion's share of the contamination. Do not use circular motions when rubbing the clay bar on the paint. This could induce scratches into the clear coat that would eventually need to be buffed out prior to applying a coat of wax or ceramic coating.

Repeat this process until you have finished the entire vehicle.







### **STEP 5 – THE FINAL STEP**

After you have finished clay barring the entire vehicle, go find that plastic bag, place your hand inside and rub the surface that you have clay barred. I'd almost recommend that you perform this step periodically during the clay barring process. That way, if you've missed a spot or are not happy with how smooth the surface is, you can go back and repeat the clay bar process until the surface is nice and smooth.

That is what you are looking for here. You should not feel any contamination on the palm of your hand after you have clay barred the paint. It won't be ultra-perfect – some contamination that is deep down inside the clear coat or into the paint layer may not be pulled out with the clay bar. But you should get the majority of it with the clay.



## **KEY POINTS/THINGS TO WATCH FOR**

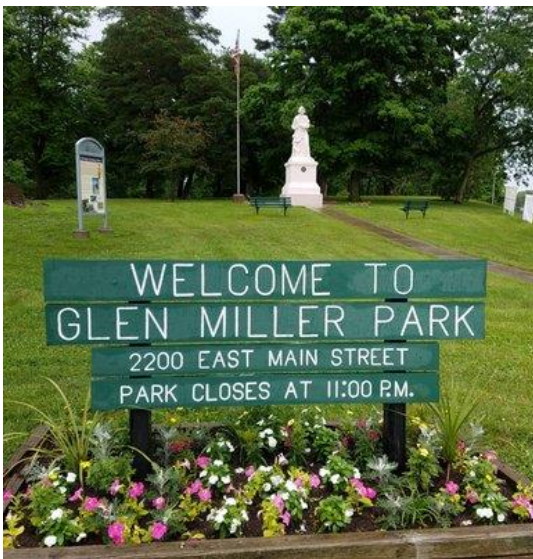
By all means, this is not a complete list, but I thought I'd touch on some of the dos and don'ts that you should be aware of when using a clay bar. In no particular order:

- Use enough detail spray so your clay slides easily across the paint. If you feel any resistance, spritz more detail spray on it.
- Make sure that you flip your clay over periodically. If it gets dirty, flip it over or fold it on to itself and spread it out. If your car has a "normal" amount of contaminant on it, you should be able to use just one chunk of clay for the entire car. If it gets too dirty, don't be afraid of replacing it with a fresh piece of clay.
- Speaking of dirty clay, here's a tip. If you are wiping the clay across the surface of your vehicle and the clay slips out of your hand and falls to the ground, toss it out and get a fresh piece of clay. That clay will pick up any type of contaminant off the floor. You don't want to rub that across your paint. Err on the side of safety. If in doubt, toss it out.
- You can clay bar your headlight lenses, trim pieces, tail light lenses, chrome trim and your wheels. When doing your headlight and tail lights, use copious amounts of detail spray.
- Depending on the amount of contamination on your paint, don't be afraid to switch out your microfiber towels occasionally, especially if they're getting dirty.
- ***Use that plastic bag often.*** Get a feel for how the paint feels on your hand before you clay bar and after you clay bar. You should notice a marked difference in the feel. This can also be true if you clay bar a brand new vehicle. You'd be surprised how much contamination there is on the paint when it comes off the assembly line.
- Once you've finished clay barring your vehicle, you should then be ready to perform paint correction (if you are so inclined) and then ceramic coating.
- If you have no plans to do paint correction or any type of ceramic coating, you will need to apply a good wax to the painted surface. That clay bar removed most of your contamination and, along with it, most of your wax.

If you have done your clay barring correctly followed by a fresh coat of wax, your paint should certainly have a better shine to it. Maybe not as good as the day it was new, but a few levels better than when you began the process.

Feel free to drop me any questions that you might have. I'll certainly share whatever knowledge I have with you.





**A group of BCC members** headed over to Glen Miller Park in Richmond to attend the **Cruisin' The Glen** car show sponsored by the Vintage Wheels Car Club out of Richmond.

The weather cooperated and ended up turning out to be blue skies early in the afternoon. We had nine Corvettes that made the trek including Romer's '57 Chevy.



Here's a lesson for any rookies or newbies in the Club. If you want to take home some hardware from a car show, just make sure that Romer's aren't there with either Karen's '57 Bel Air or Neil's '68 Corvette. Odds are that one or both of those vehicles will take home a trophy.



Neil won the **Outstanding Corvette Award** presented in memory of Tim Hamm. In the picture here with Neil receiving his award, you can see where he was making the point to the presenter that the trophy really should have been larger. On the Romer scale, this one is about a 6 out of 10. Maybe a 7.

Seriously, congrats to Neil for the win. It's always nice to see anyone from the Club take home hardware.

# CORVETTE FOR SALE

**We have a very special Corvette** being offered up for sale. Mike and Sherry Palumbo have decided to sell their 2019 Grand Sport. This was a difficult decision for them to come to, but it's probably the best thing at this time.

We have not seen this car much. They haven't owned it that long, and they have not been able to be as active with the Club as they would like to be.

Easily, this is one of the nicest Grand Sports on the market right now. It is now 5 years old and only has **6,226** miles on it. It has been garage kept and I don't think has ever been dirty. The Shadow Gray Metallic paint is as shiny as the day it was new, and the jet black interior shows absolutely no wear at all.

The Vette was purchased at Bud's Chevrolet and, at the time they bought it, was a one owner car with almost no miles on it. It is a 2LT so it has all of the features and creature comforts that you would expect it to have. Here's a short list of some of the 2LT features on the car:

- **HD radio**
- **Navigation System**
- **8-speed automatic**
- **Bose 10-speaker system with sub-woofer**
- **Tires are P285/30ZR19 front and those massive P335/25SR20 rears**
- **Chrome (nickel-plated) wheels**
- **Heated and cooled seats**
- **Head-up display**
- **And much more**

The current asking price is **\$62,000**.

If you are interested in seeing the car, please call Sherry at (440) 855-1326 (mobile) or (937) 770-1234 (home phone). She'll be happy to answer any of your questions.

On the next page are some pictures I recently took of the car. Just looking the car over, there really is not a flaw to be found. Because the car is not being driven, it is constantly on a battery tender. Starts right up.





**THE VERY LAST OF THE FRONT-ENGINE CORVETTES**





**Well, here's a nice car show** that was packed on Father's Day, but only 3 BCC members trekked over to the show. Joe, Errol and Mike M. took the show in. I was there, but didn't bring the car. I just wanted to capture a few photographs from the show. I did hear that a few more members did show up.

This really has turned out to be a very well organized and nicely attended car show. Plenty of trophies are handed out. A nice selection of food and plenty of places to sit and watch the cars. Next year, as long as the weather permits, we should really make this a BCC event where we can meet up and come in as a Club.



This year, the church marked off the parking spaces and provided generous space so you wouldn't bang into someone's door. Great idea.



Below, Joe's '23 with the new Jake fender logos and chrome wheels. That's Errol's '17 Grand Sport.



That's Mike chillin' next to his '13 Grand Sport.



A Black and Red 327-powered '66. Sweet



This guy out of West Milton has built some very unique miniature vehicle creations. This mail truck is only one of about five miniaturized cars that he has built.



# CALENDAR OF **EVENTS** FOR 2024

<b>January</b> 11	Brookville Corvette Club Meeting – Golden Gate Park, Brookville. 7:00 p.m.
<b>February</b> 08	Brookville Corvette Club Meeting – Golden Gate Park, Brookville. 7:00 p.m.
10	Sweetheart Dance at Romer’s Catering – St. Henry. 7:00 p.m. – 11:00 p.m.
<b>March</b> 14	Brookville Corvette Club Meeting –Golden Gate Park, Brookville. 7:00 p.m.
23	Dinner @ Red Spot Diner, Richmond, IN. 5:30. Details to follow
<b>April</b> 08	“Eclipse” Buffet Lunch @ Romer’s Catering. 11:30 a.m. to 2:30 p.m.
11	Brookville Corvette Club Meeting – Golden Gate Park, Brookville. 7:00 p.m.
19	Valley Vineyards dinner drive. Dinner @ 6:30. Meet-up location TBA. \$40/per person
20	Greater Dayton Corvette’s All Corvette Cruise-In. Air Force Museum from 9 – 3.
27 - 29	Michelin NCM Bash, Bowling Green, KY (Museum). All day.
<b>May</b> 05	Greater Dayton 7 <sup>th</sup> Annual Cruisin for a Cure ALS Show. 9:00 a.m. – 4 p.m.
09	Brookville Corvette Club Meeting – Golden Gate Park, Brookville. 7:00 p.m.
11	Bud’s All Corvette Cruise-In, St. Mary, OH. Details to follow
18	Greater Dayton Corvette’s All Corvette Cruise-In. Air Force Museum from 9 – 3.
19	Dayton Dragons Ballgame. Arrive 11:30. Game @ 1:00. Parking in Plaza. Details TBA
<b>June</b> 01	<i>BCC Cruise Into Summer Car Show – Reichard Chevrolet. 3:00 – 8:00 p.m.</i>
13	Brookville Corvette Club Meeting – Golden Gate Park, Brookville. 7:00 p.m.
29	Rescheduled. National Trails Car Show. 9:00 to 4:00. Trophies and dash plaques
<b>July</b> 7	St. Henry’s annual Firecracker Cruise-In Car Show – St. Henry
11	<b>Brookville Corvette Club Meeting – Location to be announced. 7:00 p.m.</b>
11	<b>2:15 – Adjunct to our meeting – Rides for the kids. Need at least 6 Vettes</b>
12	Voss Hoss Cruise-In. Voss Chevrolet in Centerville. From 5:00 p.m. until...
21	BCC/NASCAR Brickyard party at Ransdells. Arrive by 1:30. Bring a covered dish.
27	Greater Dayton Corvette’s All Corvette Cruise-In. Air Force Museum from 9 – 3.
27	Springfield Soup Kitchen Cruise-In. 6:00 to ? O’Connors Irish Pub. Watch for email



<b>August</b>	
?	Voss Car Show - Centerville
<b>08</b>	<b>Brookville Corvette Club Meeting – Golden Gate Park, Brookville. 7:00 p.m.</b>
?	Englewood Festival Car Show, Centennial Park. 11:00 to 3:00 p.m. \$10 per
?	21 <sup>st</sup> Annual Old Fashion Downtown Saturday Night – Eaton. 2:00 – 8:00 PM
?	Antioch Shrine Custom Car, Bike & Truck Show. Dayton. Time TBD
24	Greater Dayton Corvette's All Corvette Cruise-In. Air Force Museum from 9 – 3.
31 - 1	30th Anniversary Event & Caravan @ the National Corvette Museum – Bowling Green, KY
<b>September</b>	
?	Apple Festival
<b>12</b>	<b>Brookville Corvette Club Meeting – Golden Gate Park, Brookville. 7:00 p.m.</b>
?	17 <sup>th</sup> Annual Lancaster Car Show
?	Cypress Pointe Health Campus Car Show – Englewood. 5:30 to 7:00 pm.
TBA	BCC Trip to N.E. Ohio Wineries. More information to come
?	Tipp City Mum Festival Cruise-In. 4:00 pm. Watch for e-mail
<b>28</b>	Crestview Church Cruise-In. Clayton. 11 a.m. to 4 p.m. Rain date: Oct. 5th
<b>October</b>	
?	Victory Church Victory Weekend and Car/Truck/Bike Show. Reg. 9 – noon. \$15 entry
<b>10</b>	<b>Brookville Corvette Club Meeting – Golden Gate Park, Brookville. 7:00 p.m.</b>
?	Trip to Oldenberg, IN (Spire). Details to follow
19 - 20	Camden's Black Walnut Festival. Registration: 11 a.m. to 1 p.m. Trophies @ 3:00
<b>November</b>	
<b>14</b>	<b>Brookville Corvette Club Meeting – Golden Gate Park, Brookville. 7:00 p.m.</b>
16	BCC Pizza Party @ Marion's in Englewood. Watch for details in an e-mail
<b>December</b>	
<b>12</b>	<b>Brookville Corvette Club Meeting – Golden Gate Park, Brookville. 7:00 p.m.</b>
<b>14</b>	<b>Brookville Corvette Club Christmas Party. Party Barn at Tiernan's</b>

(Note: Events/dates that have been grayed out means that the date for the event has not yet been announced. All events in black/red are confirmed as of this writing.)

- **Once again under consideration:**
  - Mershon's Car Dealership – Springfield
  - Packard Museum – Dayton
  - Gilmore Car Museum
  - Corvettes of Carlisle
  - Lunch/dinner trips throughout the season

*“The mission of the National Corvette Museum is to educate worldwide audiences on the evolution of the Corvette - America’s Sports Car – through collection, preservation and celebration of its legacy”*

## CORVETTE RAFFLES

On July 18<sup>th</sup>, take a chance at winning a 2024 Black Corvette Coupe. Tickets are \$150.00 with 1,500 available. Drawing will be at 2:00 p.m. CST.

On August 8<sup>th</sup>, there is a drawing for a 2024 Red Mist HTC. Tickets are \$200.00 with a maximum of 1,500 tickets. The drawing will be held at 2:00 p.m. CST.

Finally, here’s a chance to win a 2025 Torch Red Coupe. Tickets are \$20.00 each with unlimited tickets. Drawing will be at 3:00 p.m. CST held during the 30<sup>th</sup> Anniversary Event.

To purchase tickets, just go to the National Corvette Museum’s website link right here: ([www.corvettemuseum.org](http://www.corvettemuseum.org)), click on *Win a Corvette*, and then click on *Enter to Win*. It’s as easy as that!

Good luck!



## SINKHOLE REIMAGINED

The NCM has opened a new – but short-lived- exhibit called **Ground to Sky: The Sinkhole Reimagined**. In February of 2014, the ground opened up beneath the Skydome and swallowed 8 classic Corvettes. Over the last 10 years, the Museum has created various exhibits that gave visitors a first-hand look at the entire process of the collapse and recovery.

Now, between June 14<sup>th</sup> and September 15<sup>th</sup>, a new temporary exhibit shows exactly what happened and what has transpired over the last 10 years.

If you go on-line to the Museum website, you can watch the collapse, the recovery and view the timeline of events. If you are so inclined, you can visit the Museum and see everything for yourself.

Either way, you’ll experience the event like you’ve not seen before. Hurry though, the clock is ticking on the exhibit.





# LINKS OF INTEREST

Here are some suppliers of various products and services that may be of interest to you.



Adam's is a supplier of premium car care products, equipment, waxes, microfiber towels, etc. As you know, my personal favorite. Go to: [www.adamspolishes.com](http://www.adamspolishes.com)



Yipes Stripes, located in Englewood and owned by Todd Schindler, is a graphic design house specializing in all types of graphic appliques, pin-striping, race stripes, artwork and design services. Just go to:

[www.yipesgraphics.com](http://www.yipesgraphics.com) or 937-836-9473



ACS Composites is a supplier of Corvette aftermarket parts with an emphasis on C7 and now C8 ground effects including side rockers, front splitters, hoods, diffusers, etc. Go to: [www.acscomposite.com](http://www.acscomposite.com)



# The National Corvette Museum

**ADRENALINE** MEETS **TRADITION**

[Shop](#)

[Explore](#)

[Learn](#)

[Support](#)

[Win a Corvette](#)



## **Hours and Directions**

The National Corvette Museum is open between 8am and 5pm, CST, 7 days a week. Last tickets are sold at 4:30 each day. The Museum is located just off of I-65 at exit 28 (about 90 minutes south of Louisville).

The Museum is closed New Year's Day, Easter, Thanksgiving, Christmas Eve and Christmas Day.

### **National Corvette Museum**

350 Corvette Blvd.


Bowling Green, KY 42101

[www.corvettemuseum.org](http://www.corvettemuseum.org)



Our Express Service Lane is open for your convenience every Saturday from 8 a.m. to 2 p.m. Servicing all makes and models!

**The Brookville Corvette Club is  
sponsored by**



**Reichard Chevrolet**

575 Arlington Road  
Brookville, OH 45309  
Call 937-833-4011

[www.reichardchevrolet.com](http://www.reichardchevrolet.com)

