

M Series Applications

This luminaire can be used as flood light, wall pack and area light which can provide general illumination in hazardous locations, such as:

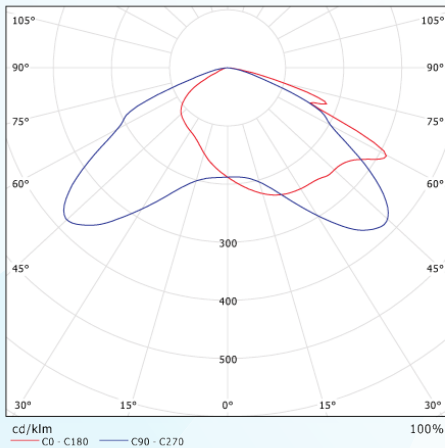
- 1.Oil refineries and Gas station
- 2.Oil and gasoline loading dock
- 3.Distillerie
- 4.Painting manufacturing plant
- 5.Pumping station
- 6.Mine
- 7.Vessel
- 8.Other high humidity, high temperature, dusty location



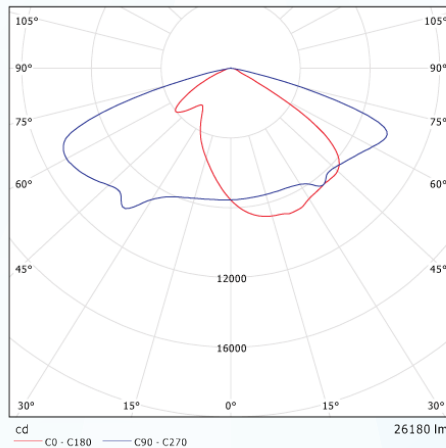
Features

- High efficacy: up to 140lm/W
- CRI>70
- Surface mounting and pendant installation
- Wide and narrow optics for uniform illumination
- Copper free aluminum
- High vibration resistance

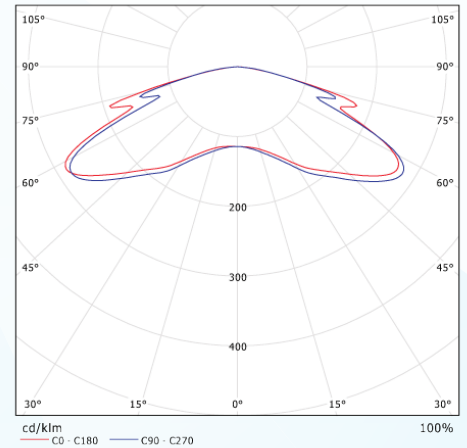
Professional Light Distribution



Type III



Type IV



Type V

Typical model specification

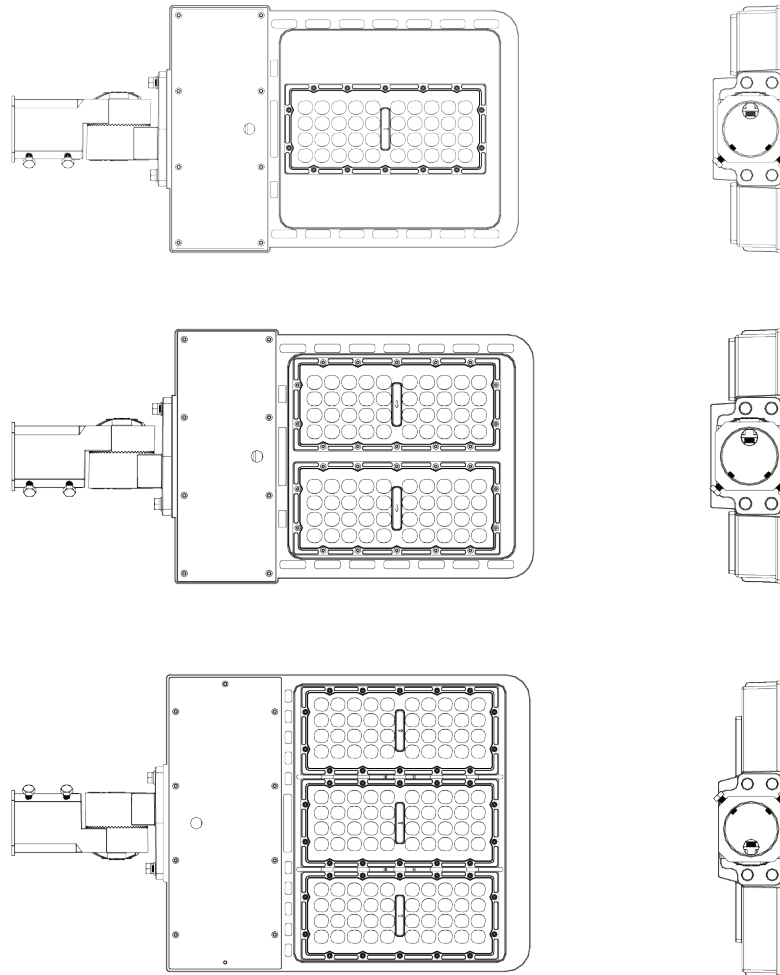
Product Number	Wattage	Color	Voltage	Lumens	Working Hours	CRI
M8060	60	4000K-5700K	AC100-277V or AC200-480V	8400	5 years	70
M8100	100	4000K-5700K	AC100-277V or AC200-480V	14000	5 years	70
M8150	150	4000K-5700K	AC100-277V or AC200-480V	21000	5 years	70
M8200	200	4000K-5700K	AC100-277V or AC200-480V	28000	5 years	70
M8250	250	4000K-5700K	AC100-277V or AC200-480V	35000	5 years	70

“M”=Product series “Y”=D or N:Dimmable or non-dimmable “Z”= CCT, from 4000~5700K “D”=Beam angle: 150×70°

Mechanical information

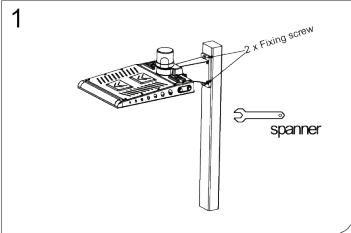
	1 Modules Size(in)	2 Modules Size(in)	3 Modules Size(in)
AC100-277V	11.6×23.8×3.3	11.6×23.8×3.3	14.2×24.8×3.6
AC200-480V	11.6×23.8×3.3	11.6×23.8×3.3	14.2×24.8×3.6

Structure diagram

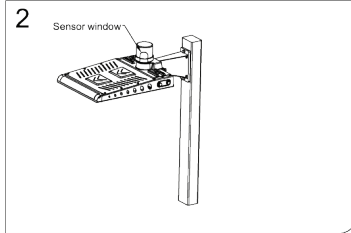


Mounting method

Arm Mount

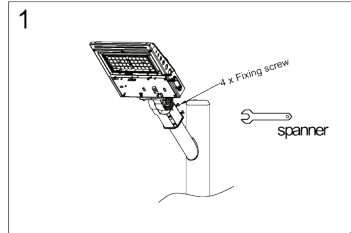


1. Tighten 2 x Fixing screw by spanner, ensure to add star washer avoid the screw will loose.

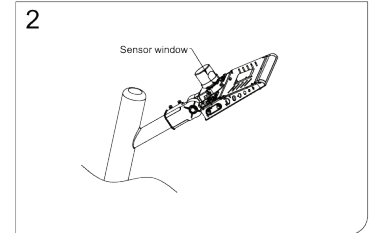


2. Turn on the power to test shoe box light, however you need to cover the sensor window if there is sunshine.

Slip Mount

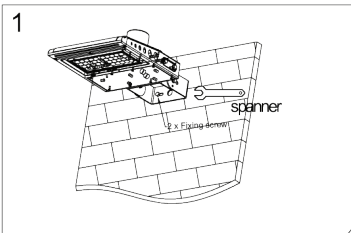


1. Tighten 2 x Fixing screw by spanner, ensure to add star washer avoid the screw will loose.

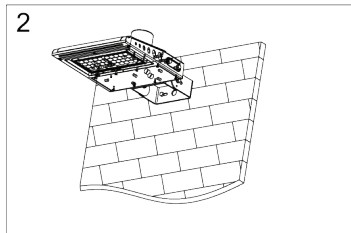


2. Turn on the power to test shoe box light, however you need to cover the sensor window if there is sunshine.

Trunnion Mount



1. Tighten 2 x Fixing screw by spanner, ensure to add star washer avoid the screw will loose.



2. Turn on the power to test shoe box light, however you need to cover the sensor window if there is sunshine.

Warranty

Only offer 5 year's warranty or any other warranty period specified in the contract for the product from the date of purchase:

- Invoice or shipment bill is required to claim the warranty.
- The warranty policy only requires manufacturer to repair the defective product or send substitute for replacement.
- Installation labor, electricity cost and other related cost will not be covered by the manufacturer warranty policy.
- Warranty doesn't cover the defect caused by inappropriate use, especially if directions of the instructions for use are not observed, normal abrasion as well as failures which affect the value or use of the product insignificantly.