



# Family Cruise Holiday Packing Checklist

Practical and easy to tick off before you travel 












Use this checklist to plan your family cruise without forgetting the important bits.

Tick each box as you go, add your own notes, and keep everything in one place before you sail  









Traveller name \_\_\_\_\_

Destination & dates \_\_\_\_\_







## 1. Before You Travel

-  Check passport validity (for all travellers - at least 6 months remaining on return date)
-  Confirm visa or entry requirements for all ports of call
-  Print or download cruise tickets and boarding documents
-  Print or save luggage tags
-  Check travel insurance is valid from the day you book and covers cruising
-  Check boarding time and terminal details
-  Confirm flights, transfers and hotel stays if needed
-  Check baggage allowance and cruise luggage labels
-  Keep copies of passports, insurance and booking documents
-  Add emergency contact details to your phone
-  Check child-specific requirements (kids clubs, pushchairs and travel policies)








## 2. Cruise Planning

-  Check dress codes for evenings, restaurants and themed nights
-  Pre-book excursions if needed
-  Reserve dining times if the cruise line allows it
-  Book kids club places if required
-  Check drinks packages and Wi-Fi options
-  Review what is included and what costs extra
-  Check shore days and plan suitable bags and footwear
-  Download the cruise line app if there is one















### 3. Travel Essentials

-  Print or save cruise booking confirmation, boarding passes & hotel details
-  Book any airport parking, transfers, train tickets or taxi trips
-  Order any foreign currency and small cash for port stops
-  Check luggage size, weight limits and hand luggage rules
-  Pre-book any seats, dining times or excursions if needed
-  Prepare child entertainment for travel and embarkation day








### 4. Health & Safety

-  Order any prescription medication for the length of your trip
-  Check if vaccinations or destination-specific health advice apply
-  Pack sun cream, after-sun and lip balm with SPF
-  Take basic first-aid items such as plasters, pain relief, antihistamines & insect repellent
-  Pack sea sickness tablets, bands or other remedies
-  Save emergency contact numbers and the cruise line / port details
-  Pack thermometer and child-friendly medicines










### 5. Toiletries

-  Shampoo
-  Conditioner
-  Toothbrushes (for everyone)
-  Toothpaste
-  Deodorant
-  Shower gel
-  Moisturiser
-  Razor / shaving foam
-  Hairbrush / comb
-  Hair accessories
-  Make up / make up remover
-  After-sun
-  Hand sanitiser
-  Tissues / Baby wipes / nappies (if required)








## 6. Clothing

-  Daywear (shorts, t-shirts, dresses etc)
-  Evening outfits and suitable footwear
-  Swimwear and cover ups
-  Underwear, socks and pj's
-  Accessories (belts, jewellery etc)
-  Light jacket or hoodie for cooler evenings
-  Spare outfits for children

## 7. Cruise / Pool Day Bag List

-  Swimwear
-  Beach towel if needed
-  Beach towel pegs
-  Flip flops / sandals
-  Sunglasses, sun hat and beach bag
-  Cover ups
-  Pool games / float aids if needed
-  Water bottle and waterproof pouch for valuables
-  Lanyard or card holder for cruise key cards

## 8. What to Pack in Your Hand Luggage

-  Passports, cruise documents and travel paperwork
-  Phone, charger, power bank, adapter, smart watch charger and extension lead
-  Prescription medication and essentials
-  Wallet, money and bank cards
-  Book, magazine, tablet, headphones, glasses and a pen!
-  Download entertainment in advance
-  Kids' comfort items and snacks for travel

## 9. Family & Kids Essentials 🧑🧒

- 🛒 Pram / pushchair (travel-friendly if needed)
- 🍼 Bottles, formula, baby food
- 🍑 Nappies, swim nappies and nappy bags
- 🍼 Bibs, dummies, muslins
- 🧺 Laundry bag for dirty clothes
- 🍷 Spill-proof cups / snack containers
- 🛟 Arm bands / Float aids
- 🧴 Child suncream
- 🎒 Kids' backpacks for excursions and port days

## 10. Extras Worth Considering ✨

- 🎭 Fancy dress or themed night outfits
- 📇 Lanyards for cruise cards
- 📖 Autograph books or character items for family-friendly cruises
- 🎒 Small day bag for each child
- 🌀 Collapsible pushchair fan
- 👗 White outfits if there is a white night
- 🧺 Spare outfit in hand luggage for each child
- 🩴 Swimwear in hand luggage in case luggage arrives later to cabin

