





Copyright




Dedication



Let me tell you how to make friends with a mermaid,
I am an expert.
First, you will need to go where the mermaids are.
Any coastline will do.



Bring something shiny to get her attention,
like a sparkly handheld mirror
or a sequin purse with a fork.




When she comes close let her know
you want to be friends.
Hold up the friendship bracelet
you made for her.

Show her your scaly
bathing suit.
Twirl so she can see
it sparkle in the sun.



Mermaids can be very timid,
so you will need to approach
her very carefully.
Take care not to scare her.

Play and splash in the surf. She may swim up to you,
her favorite swim stroke is the butterfly,
she is extremely good at it.



Sometimes mermaids smell a little fishy at first.
It is not her, mermaids smell sweet,
it is the stinky seaweed that is caught in her hair that you are smelling.
Once you take the seaweed off, she will smell fine.




Mermaids love fun and especially love to play in the water.
Show her you can hold your breath under water too.
Wiggle your toes so she can see your glittery nail polish,
then she can show you the sparkling scales on her tail.



After swimming you could build
a sandcastle together.
Be sure you have placed your beach towel
between the beach huts.
She will feel better if she has some protection.



You could offer her some of your sunscreen
and show her your beach toys.
Decorate your castles with seashells and twigs.
Maybe she will build her underground
world out of sand for you to see.




If the mermaid is having fun,
she may want to spend the day with you.





Mermaids love trinkets;
you could bring
her home and show
her all the things
in your room.
But only for the day.
Everyone knows
mermaids
belong in the sea.
When you bring
the mermaid home,
people may stare,
people may gawk,
people may even squeal.
That is because
it is
rare to see such a
beautiful sight!







The trip should not be too long.
If you think the trip is taking too long,
get to a sink and splash some
water on her quick.

When you get home your mermaid friend
is going to be a little
weak from the trip.
Mermaids aren't used to traveling.



You could pour her a nice big bath,
and you could offer her some of your
ocean blue bubble bath.






Your new friend may be a little hungry
from the trip.


Go to the kitchen, come back with eleven sardines. Not ten, not twelve, eleven.



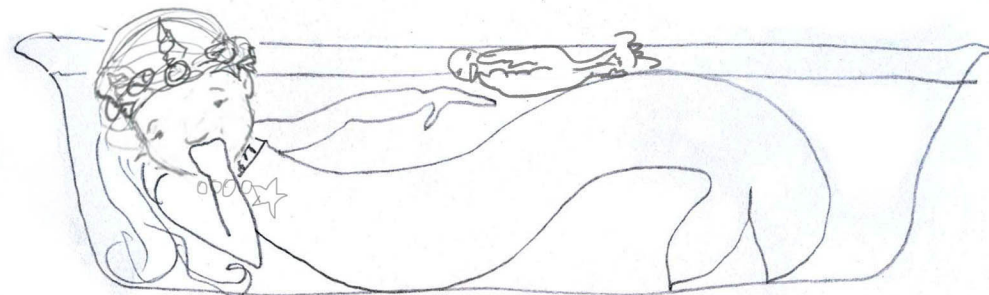
Once you return, knock lightly on the door.
You may find her soaking,
you may find her swimming
or she could even be singing.



She relaxed




she reflected




she pondered

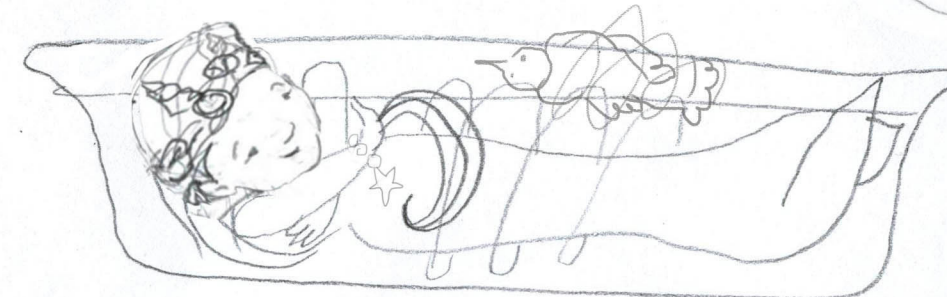
She floated




She clung



she twirled



she stretched




Present the sardines on a silver tray.
Feed them to her one at a time.
She won't gulp them down, she will eat them daintily.
When she is done eating,
I am sure she will be smiling again.






Once she feels better, you could show her around your room and let her see your things.
Maybe she will dance to your music box.
She may like to finger paint. You could even paint a picture of each other
for fun to remind you of this special day.





Of course, you will need to return her.
Her home is at sea.

The most difficult part of having a mermaid
as a friend is saying goodbye.
Once at the shoreline give her a gentle hug
and thank her for her friendship.





Keep waving as she swims away,
she will most likely do the backstroke
so she can see you as she swims away.




Promise to write her a letter
and send it out in a bottle.
Mermaids are faithful friends, and wonderful
at keeping secrets.
Once you have made friends with a mermaid,
you have a friend for life.

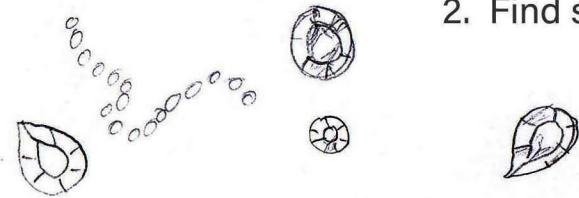


How To Make A Mermaid Crown

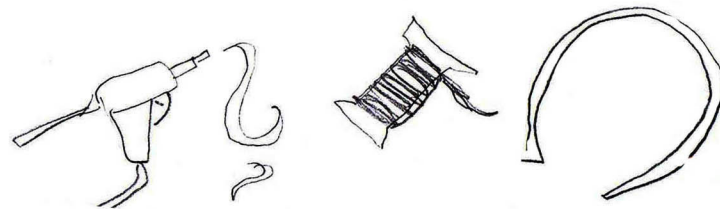
1. Gather some shells at the beach.




2. Find some beads or old jewels




3. Next get an adults help,
gather some craft wire and a headband.
A gluegun is useful if you have one.




4. Find a flat surface,



5. Arrange your shells,
beads and jewels the way you like them



6. With your adults help attach your
beads and shells to your headband



7. Now you have a beautiful
crown for your new mermaid friend

