

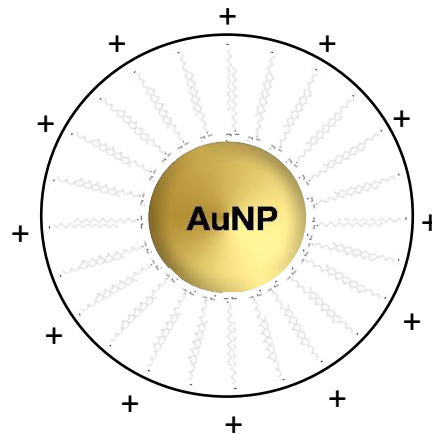
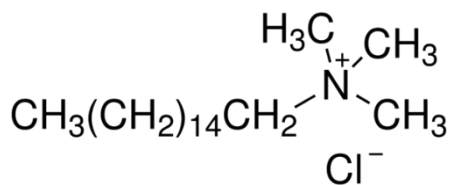


NANOBRAND

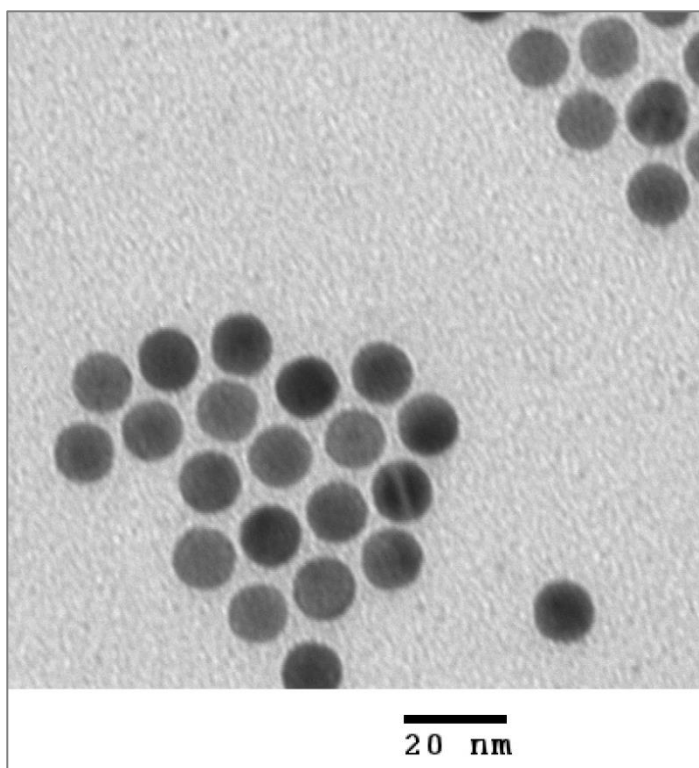
NB-GSPU-10-CTAC-1

# 10nm Ultra-monodisperse Gold Nano-Spheres

**CTAC**  
CAS 112-02-7



<b>Diameter (TEM):</b>	9.98 ± 0.21 nm
<b>Coefficient of polydispersity:</b>	2.10%
<b>Mass of single particle:</b>	1.005 E-14 mg
<b>Surface of single particle:</b>	312.9 nm <sup>2</sup>
<b>Volume of single particle:</b>	520.5 nm <sup>3</sup>
<b>Particles concentration:</b>	4.98 E+12 particles/ml
<b>Molar particles concentration:</b>	8.30 nM
<b>Surface area (TEM):</b>	31.15 m <sup>2</sup> /g
<b>Surface to volume ratio:</b>	0.601 nm <sup>-1</sup>
<b>Mass of gold:</b>	50 µg/ml
<b>Hydrodynamic diameter (DLS):</b>	13.96nm
<b>pH of the solution:</b>	6 - 7
<b>Particle surface:</b>	CTAC
<b>Particle surface charge:</b>	positive
<b>Solvent:</b>	Milli-Q water (18.1 MΩ-cm)



### Instrumentation used for characterization

<b>Diameter and size distribution:</b>	Transmission Electron Microscope Thermo Scientific TALOS F200X
<b>Mass concentration:</b>	PerkinElmer NexION 2000P+ ICP-MS
<b>Spectral properties:</b>	PerkinElmer Lambda 365+ UV-Visible Spectrophotometer
<b>Hydrodynamic Diameter and Zeta Potential:</b>	Malvern Zetasizer

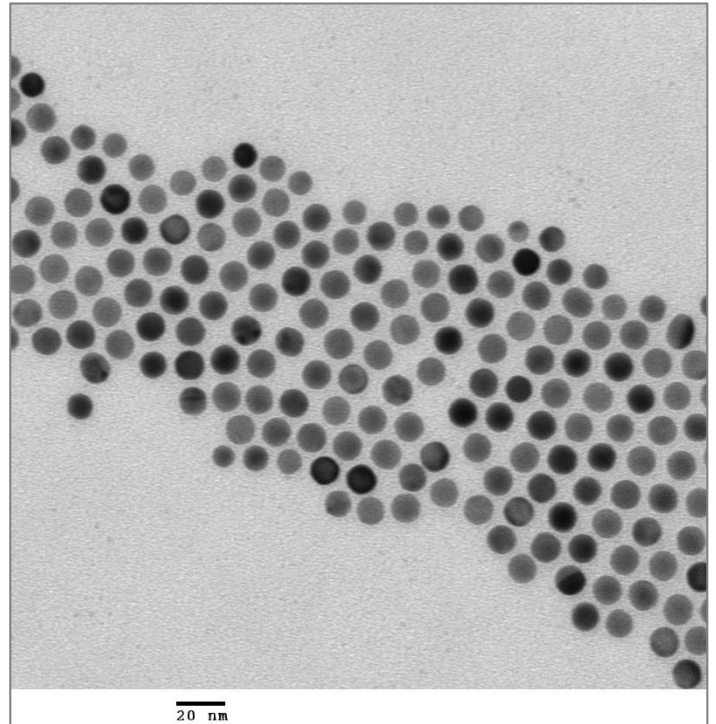
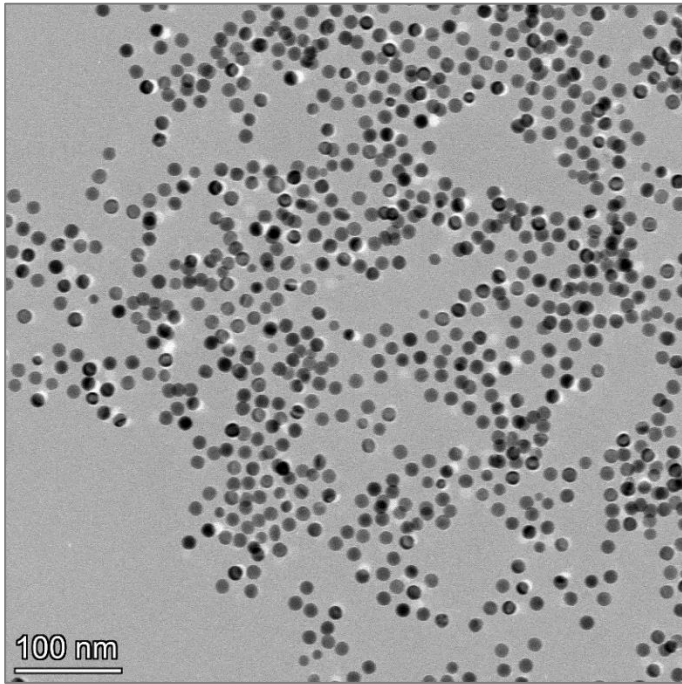
**Shake before use. Store at 18-25°C away from light. DO NOT FREEZE.**



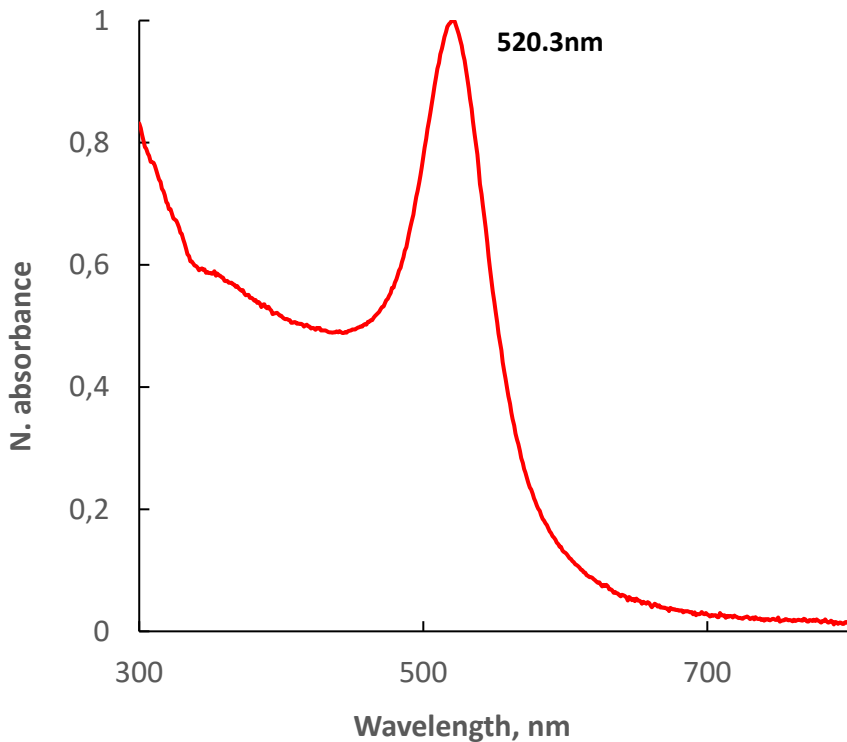
NANOBRAND

NB-GSPU-10-CTAC-1

## 10nm Ultra-monodisperse Gold Nano-Spheres



### Optical Properties



### Size Distribution

