




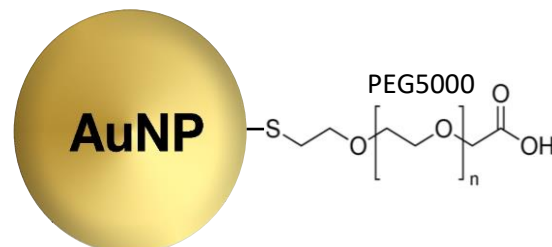
NANOBRAND

NB-GSPLF-40-5CARB-20

40nm Gold Nano-spheres "Lateral-Flow-Easy" OD=20 PEG5000-carboxyl surface

**Diameter 40nm, OD=20,
PEG5000-carboxyl surface**

Parameter	Value	Specification
Diameter (TEM):	39.96 ± 0.88 nm	36 – 44 nm
Coefficient of polydispersity:	2.21%	<15%
Optical density (OD):	20.0	19.5 – 20.5
Mass of single particle:	6.448E-13 mg	As reported
Surface of single particle:	5016.5 nm ²	As reported
Volume of single particle:	33410 nm ³	As reported
Particles concentration:	1.334E+12 particles/ml	As reported
Molar particles concentration:	2.22 nM	As reported
Surface area (TEM):	7.78 m ² /g	As reported
Surface to volume ratio:	0.150 nm ⁻¹	As reported
Mass of gold:	860 µg/ml	As reported
Hydrodynamic diameter (DLS):	75.9 nm	60 - 80 nm
Zeta-potential:	-44.9 mV	<-35 mV
pH of the solution:	6.2	5.5 – 6.5
Particle surface:	PEG5000-carboxyl	PEG5000-carboxyl
Solvent:	Milli-Q water (18.1 MΩ-cm)	Milli-Q water (18.1 MΩ-cm)



Instrumentation used for characterization

Diameter and size distribution:	Transmission Electron Microscope Thermo Scientific TALOS F200X
Mass concentration:	PerkinElmer NexION 2000P+ ICP-MS
Spectral properties:	PerkinElmer Lambda 365+ UV-Visible Spectrophotometer
Hydrodynamic Diameter and Zeta Potential:	Malvern Zetasizer

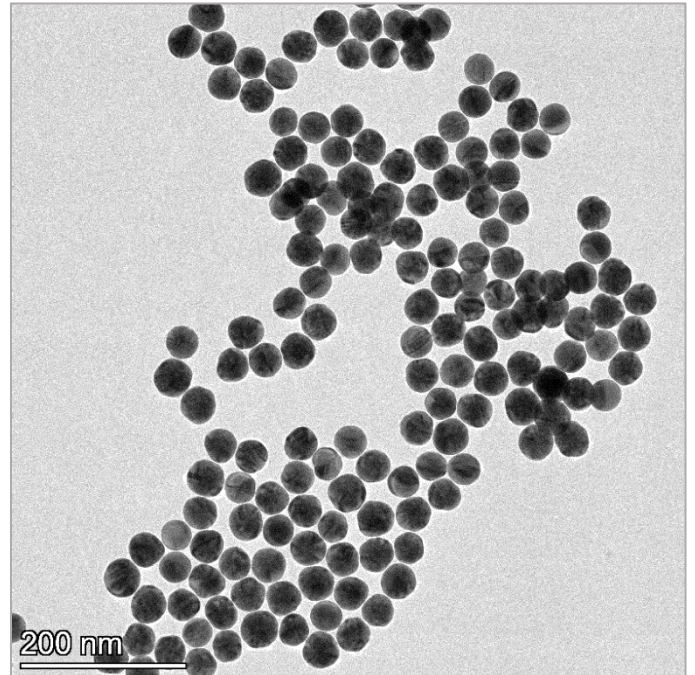

Store at 2-8°C away from light. DO NOT FREEZE



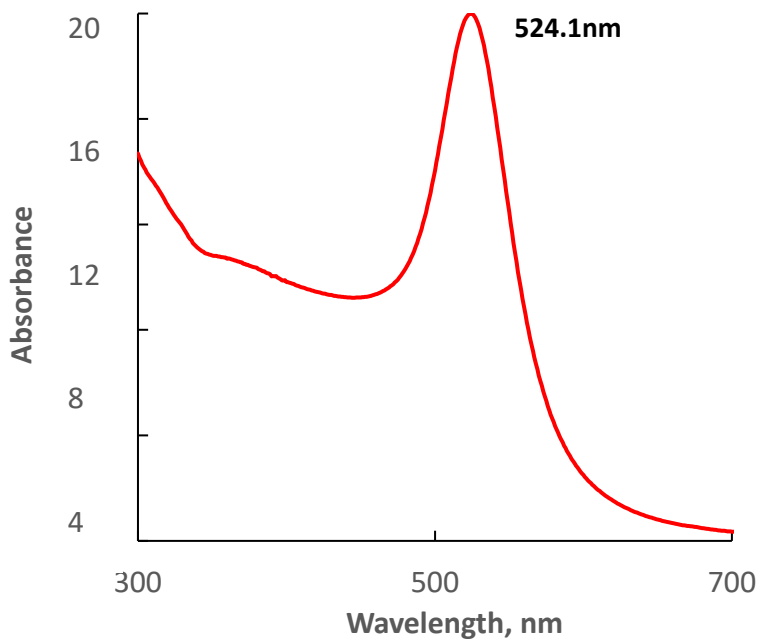
NB-GSPLF-40-5CARB-20

NANOBRAND

40nm Gold Nano-spheres "Lateral-Flow-Easy" OD=20 PEG5000-carboxyl surface



Optical Properties



Size Distribution

