

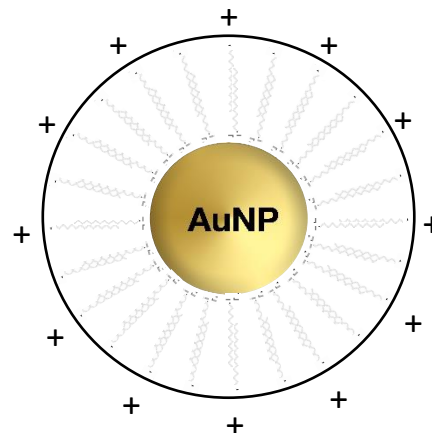
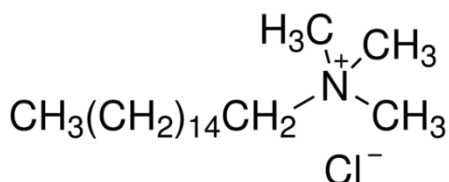


NANOBRAND


NB-GSPU-50-CTAC-1

50nm Ultra-monodisperse Gold Nano-spheres, OD=1

CTAC
CAS 112-02-7



Diameter (TEM):	49.93 ± 0.39 nm
Coefficient of polydispersity:	0.79%
Optical density (OD):	1
Mass of single particle:	1.258 E-12 mg
Surface of single particle:	7832 nm ²
Volume of single particle:	6.518 E+4 nm ³
Particles concentration:	2.92 E+10 particles/ml
Molar particles concentration:	0.049 nM
Surface area (TEM):	6.23 m ² /g
Surface to volume ratio:	0.12 nm ⁻¹
Mass of gold:	36.69 µg/ml
Hydrodynamic diameter (DLS):	67.53 nm
pH of the solution:	6 - 7
Particle surface:	CTAC
Particle surface charge:	positive
Solvent:	Milli-Q water (18.1 MΩ-cm)



Instrumentation used for characterization

Diameter and size distribution:	Transmission Electron Microscope Thermo Scientific TALOS F200X
Mass concentration:	PerkinElmer NexION 2000P+ ICP-MS
Spectral properties:	PerkinElmer Lambda 365+ UV-Visible Spectrophotometer
Hydrodynamic Diameter and Zeta Potential:	Malvern Zetasizer


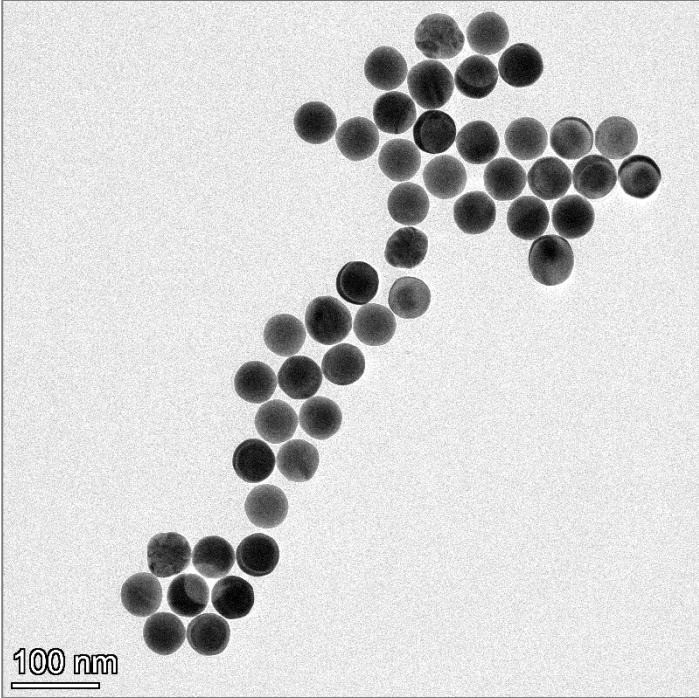
Shake before use. Store at 18-25°C away from light. DO NOT FREEZE.



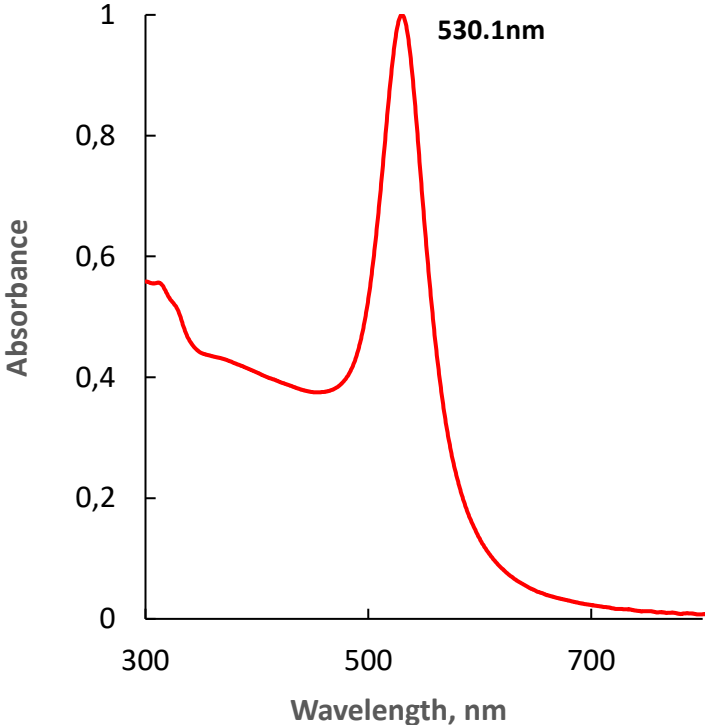
NANOBRAND

NB-GSPU-50-CTAC-1

50nm Ultra-monodisperse Gold Nano-spheres, OD=1



Optical Properties



Size Distribution

