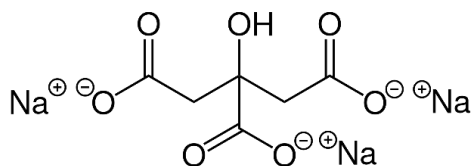




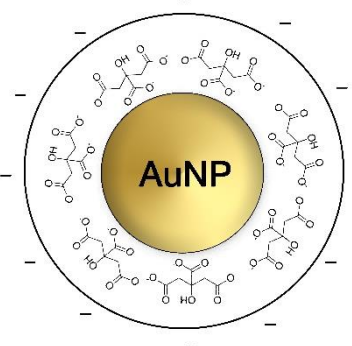
NANOBRAND

70 nm Gold nanospheres, citrate-coated


Sodium Citrate CAS 68-04-2



Gold nanoparticles coated with citrate



Diameter (TEM):	71.71 ± 5.87nm
Coefficient of polydispersity:	8.2%
Mass of single particle:	3.73E-12 mg
Surface of single particle:	1.62E-10 cm**3
Particle concentration:	1.34E+10 particles/mL
Molar particles concentration:	0.0224 nM
Mass of gold:	50 µg/ml
Surface area (TEM):	4.34 m ² /g
Particles surface charge:	negative
Gold purity:	99.99 %
pH of the solution:	7.0
Particle surface:	Sodium Citrate
Solvent:	Milli-Q water (18.1 MΩ-cm)





Instrumentation used for characterization

Diameter and size distribution:	Transmission Electron Microscope HITACHI H-7100
Mass concentration:	PerkinElmer NexION 2000P+ ICP-MS
Spectral properties:	Thermo Scientific Evolution 220 UV-Visible Spectrophotometer
Hydrodynamic Diameter and Zeta Potential:	Wyatt Mobius Zetasizer

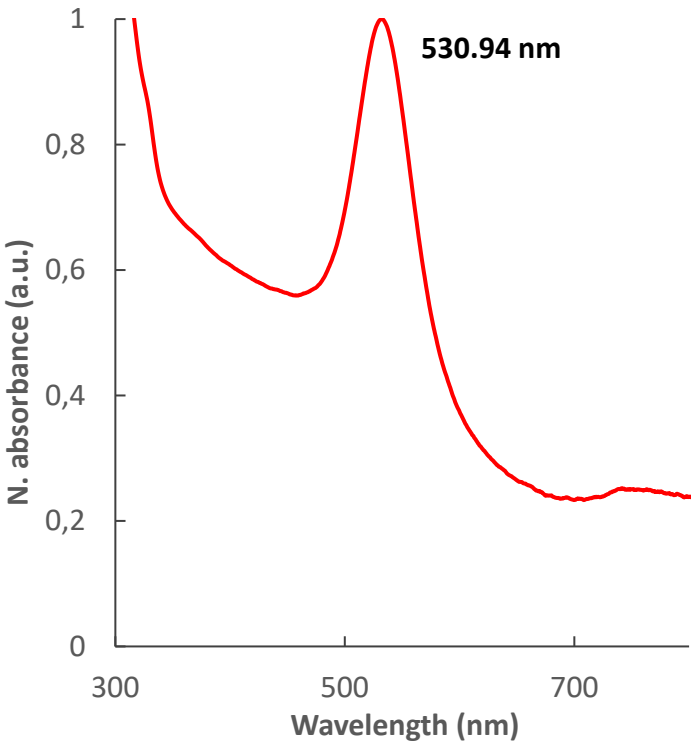
Store at 4-25 °C away from light. DO NOT FREEZE



70 nm Gold nanospheres, citrate-coated



Optical Properties



Size Distribution

