




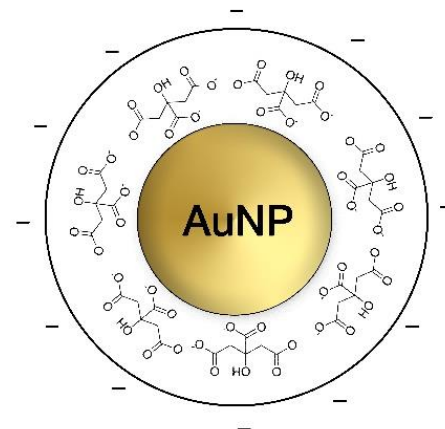
NANOBRAND

NB-GSPLF-40-CIT-20

40nm Gold Nano-spheres "Lateral-Flow-Easy" OD=20

**Diameter 40nm,
OD=20,
citrate-coated**

| Parameter | Value | Specification |
|---------------------------------------|----------------------------|----------------------------|
| Diameter (TEM): | 39.96 ± 0.88 nm | 36 – 44 nm |
| Coefficient of polydispersity: | 2.21% | <15% |
| Optical density (OD): | 20.0 | 19.5 – 20.5 |
| Mass of single particle: | 6.448E-13 mg | As reported |
| Surface of single particle: | 5016.5 nm ² | As reported |
| Volume of single particle: | 33410 nm ³ | As reported |
| Particles concentration: | 1.22E+12 particles/ml | As reported |
| Molar particles concentration: | 2.03 nM | As reported |
| Surface area (TEM): | 7.78 m ² /g | As reported |
| Surface to volume ratio: | 0.150 nm ⁻¹ | As reported |
| Mass of gold: | 786.64 µg/ml | As reported |
| Hydrodynamic diameter (DLS): | 46.04 nm | 40 – 50 nm |
| Zeta-potential: | -34.8 mV | <20 mV |
| pH of the solution: | 6.2 | 5.5 – 6.5 |
| Particle surface: | Citrate | Citrate |
| Solvent: | Milli-Q water (18.1 MΩ-cm) | Milli-Q water (18.1 MΩ-cm) |



Instrumentation used for characterization

| | |
|--|--|
| Diameter and size distribution: | Transmission Electron Microscope Thermo Scientific TALOS F200X |
| Mass concentration: | PerkinElmer NexION 2000P+ ICP-MS |
| Spectral properties: | PerkinElmer Lambda 365+ UV-Visible Spectrophotometer |
| Hydrodynamic Diameter and Zeta Potential: | Malvern Zetasizer |

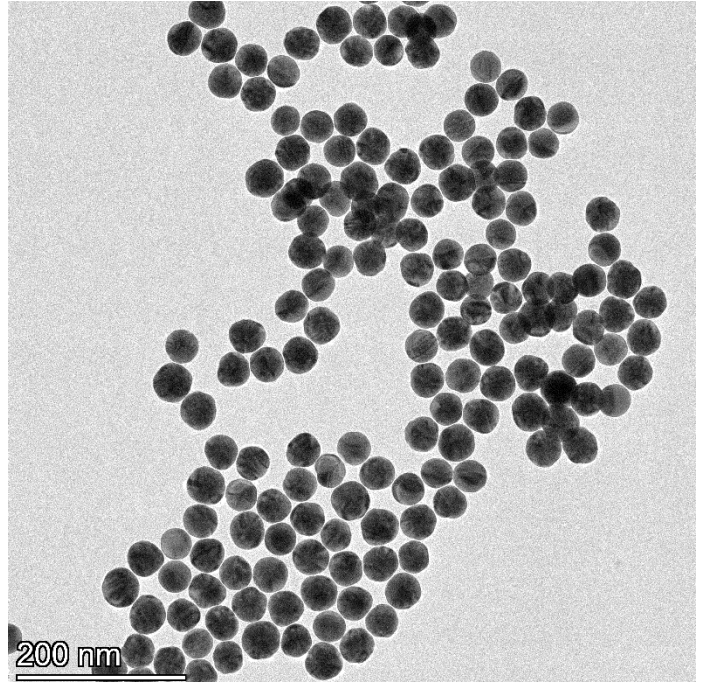

Shake and measure pH before use. Store at 4-25°C away from light. DO NOT FREEZE



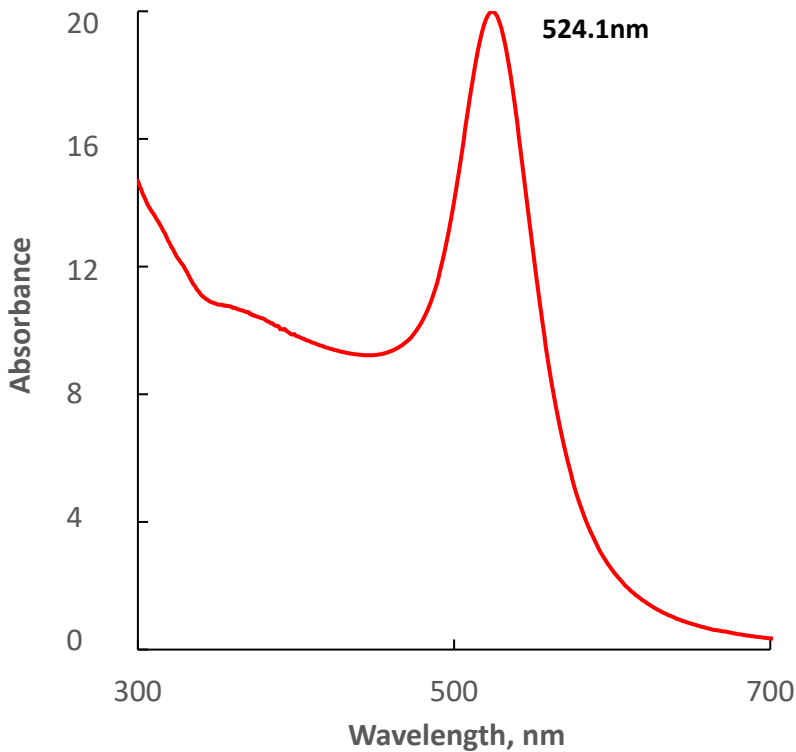
NB-GSPLF-40-CIT-20

NANOBRAND

40nm Gold Nano-spheres "Lateral-Flow-Easy" OD=20



Optical Properties



Size Distribution

