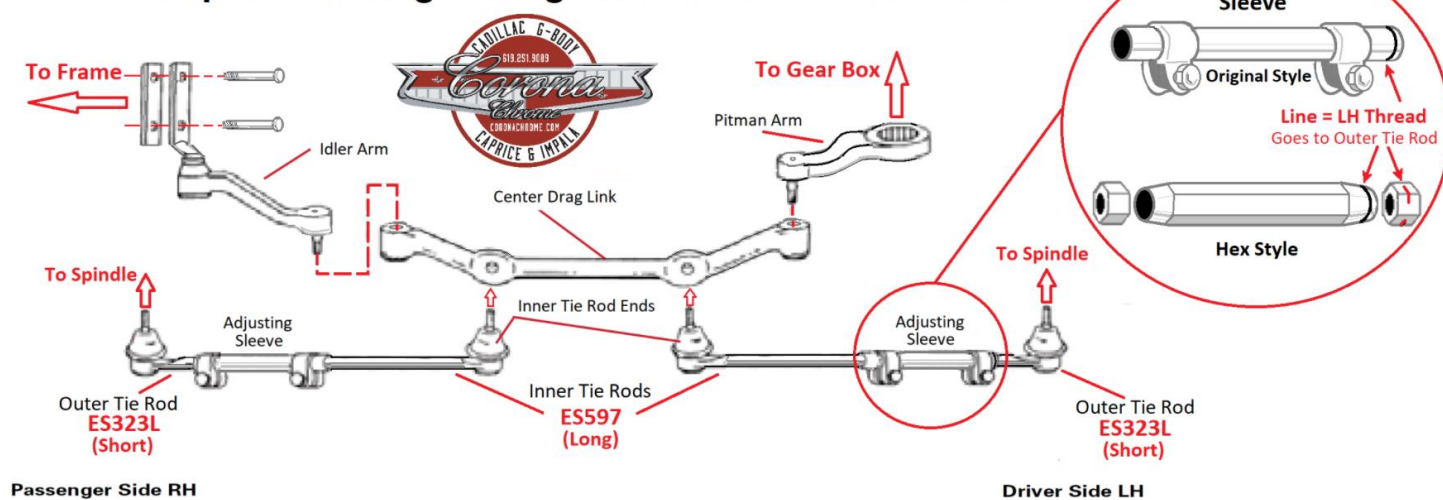
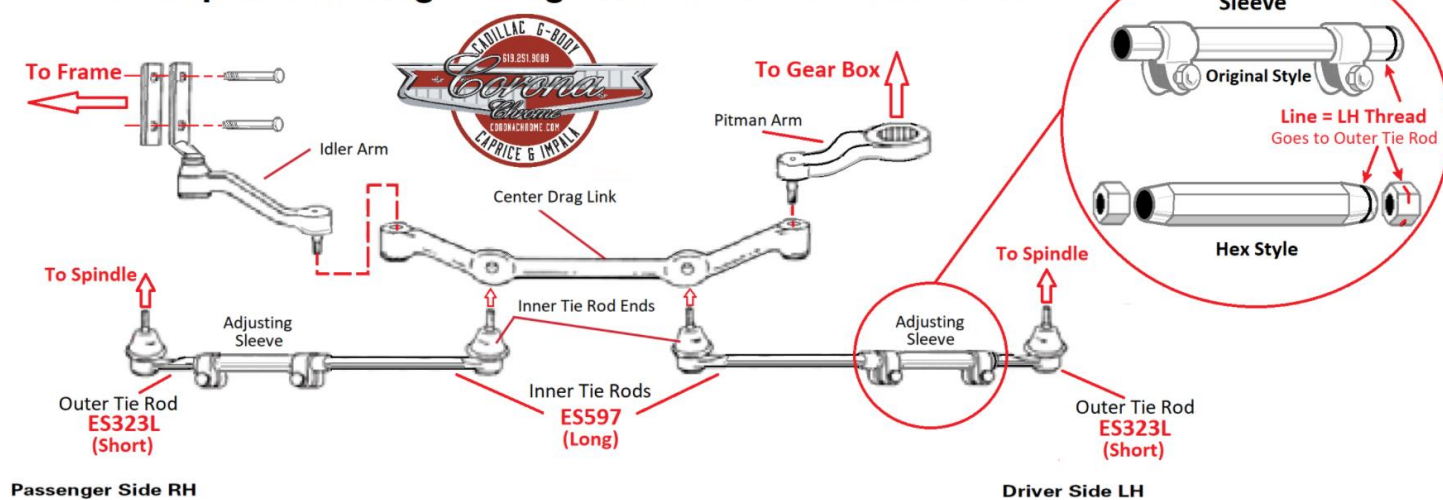


58-64 Impala Steering Linkage with 500/605 Gearbox v1.b



CORONACHROME.com 619-251-9089 @coronachrome

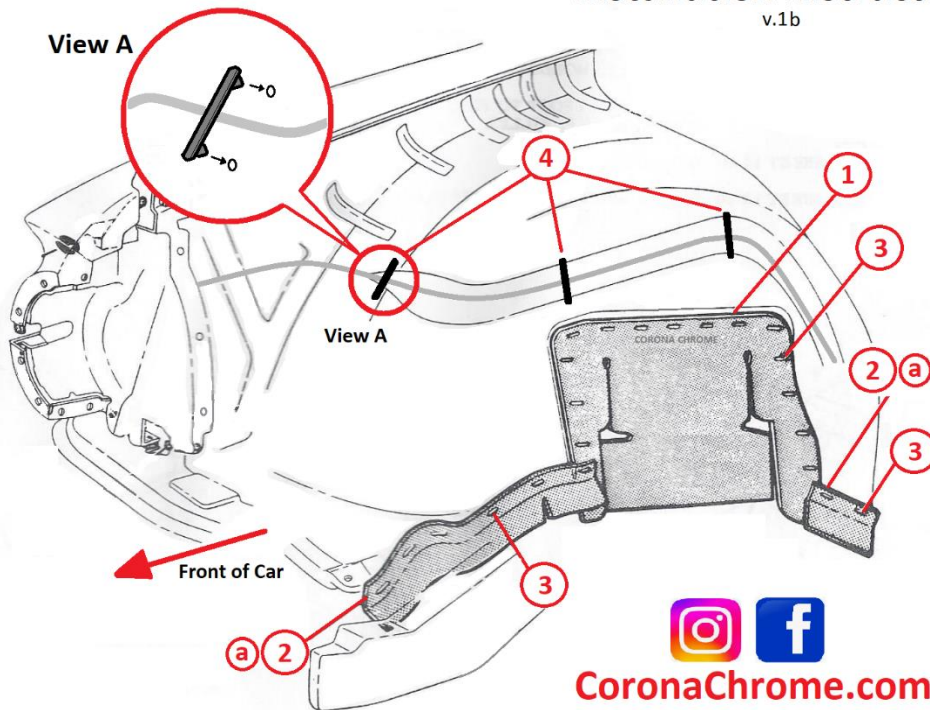
58-64 Impala Steering Linkage with 500/605 Gearbox v1.b



CORONACHROME.com 619-251-9089 @coronachrome

A-Arm Dust Shield Installation Instructions

v.1b



CoronaChrome.com

- Dust shields are cut to original manufacturer specification.
- For custom applications (hydraulics, air bags, etc...) trim as needed.

- 1** A Arm Dust Shield
- 2** Lower Frame Seal
 - a** Lower half of seal should fit along side of frame.
- 3** Staple
- 4** Wire Harness Straps

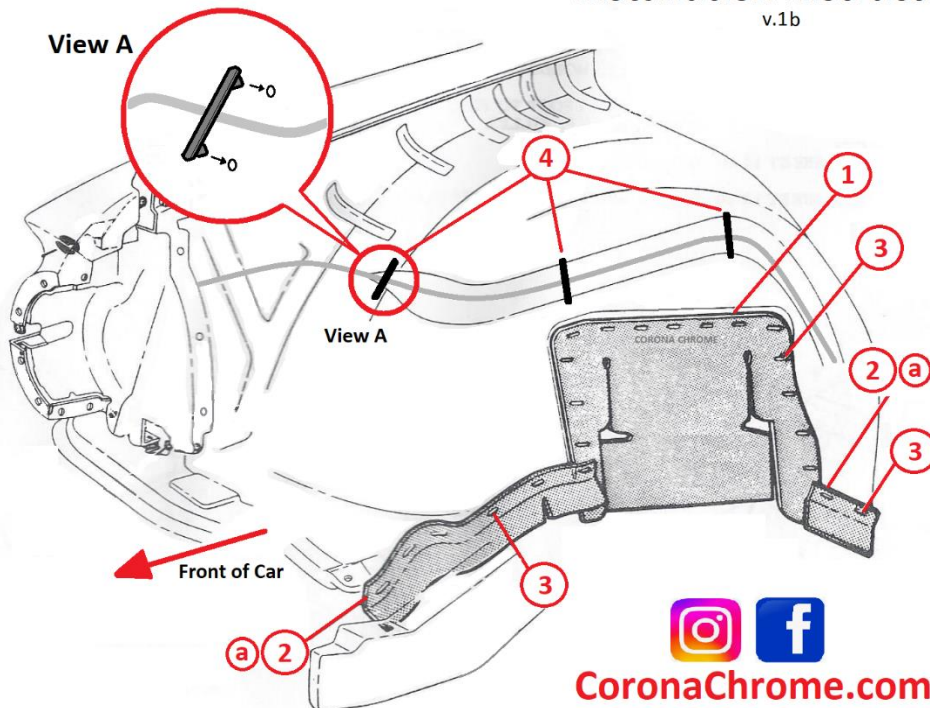
Instructions

Staples - Use 5/64" Drill Bit and drill holes approximately 1/2" apart for each staple.

Wire Harness Straps - Use original holes or drill using 1/4" drill bit.

A-Arm Dust Shield Installation Instructions

v.1b



CoronaChrome.com

- Dust shields are cut to original manufacturer specification.
- For custom applications (hydraulics, air bags, etc...) trim as needed.

- 1** A Arm Dust Shield
- 2** Lower Frame Seal
 - a** Lower half of seal should fit along side of frame.
- 3** Staple
- 4** Wire Harness Straps

Instructions

Staples - Use 5/64" Drill Bit and drill holes approximately 1/2" apart for each staple.

Wire Harness Straps - Use original holes or drill using 1/4" drill bit.