


MODEL **T875-AGM**
 VOLTAGE **8**
 MATERIAL **Polypropylene**
 DIMENSIONS **Inches (mm)**
 BATTERY **VRLA AGM / Non-Spillable / Maintenance-Free**
 COLOR **Maroon**
 WATERING **No Watering Required** 



8V

PRODUCT + PHYSICAL SPECIFICATIONS

BCI Group Size	Type	Terminal Type ^g	Dimensions ^c Inches (mm)			Weight Lbs. ¹ (kg)
			Length	Width	Height ^f	
GC8	T875-AGM	M8/AP/LT				70 (32)
			10.30 (262)	7.06 (179)	10.73 (273)	

ELECTRICAL SPECIFICATIONS

Cranking Performance		Capacity ^A Minutes		Capacity ^B Amp-Hours (Ah)				Energy kWh	Internal Resistance (mΩ)	Short Circuit Current (A)
C.C.A. ^D @ 0°F (-18°C)	C.A. ^E @ 32°F (0°C)	@ 25 Amps	@ 56 Amps	5-Hr	10-Hr	20-Hr	100-Hr	100-Hr		
–	–	320	118	130	142	160	170	1.36	3.0	2780

CHARGING INSTRUCTIONS

Charger Voltage Settings (at 77°F/25°C)							
System Voltage	6V	8V	12V	24V	36V	48V	
Absorption Charge (2.35 – 2.45 VPC)	7.05 – 7.35	9.40 – 9.80	14.10 – 14.70	28.20 – 29.40	42.30 – 44.10	56.40 – 58.80	
Finish Charge (2.45 VPC)	7.35	9.80	14.70	29.40	44.10	58.80	

Do not install or charge batteries in a sealed or non-ventilated compartment. Constant under or overcharging will damage the battery and shorten its life as with any battery.

CHARGING TEMPERATURE COMPENSATION

Add	Subtract
0.005 volt per cell for every 1°C below 25°C 0.0028 volt per cell for every 1°F below 77°F	0.005 volt per cell for every 1°C above 25°C 0.0028 volt per cell for every 1°F above 77°F

STATE OF CHARGE MEASURE OF OPEN-CIRCUIT VOLTAGE

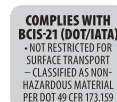
Percentage Charge	Cell	8 Volt
100	2.14	8.56
75	2.09	8.36
50	2.04	8.16
25	1.99	7.96
0	1.94	7.76

OPERATIONAL DATA

Operating Temperature	Self Discharge
-4°F to 122°F (-20°C to 50°C) At temperatures below 32°F (0°C) maintain a state of charge greater than 60%	Less than 3% per month depending on storage temperature conditions



Designed in compliance with applicable BCI, DIN, BS and IEC standards.
 Tested in compliance to BCI and IEC standards.



TERMINAL CONFIGURATIONS⁶

M8



Battery Height with Terminal in Inches (mm)
10.57 (268)

Torque Values: in-lb (Nm)
Bolt: 85 – 90 (10 – 11)

M8 with AP Adapter (adapter provided but not installed)



Battery Height with Terminal in Inches (mm)
11.41 (290)

Torque Values: in-lb (Nm)
Connection to M8: 85 – 90 (10 – 11)
Connection to AP: 50 – 70 (6 – 8)

M8 with LT Adapter (adapter provided but not installed)



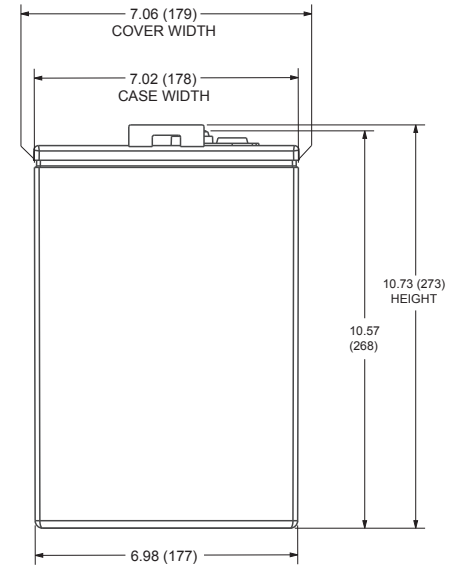
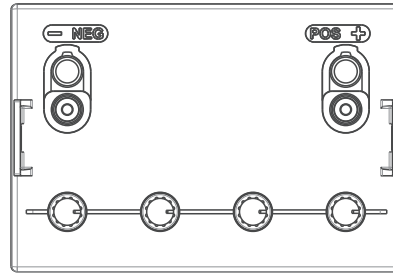
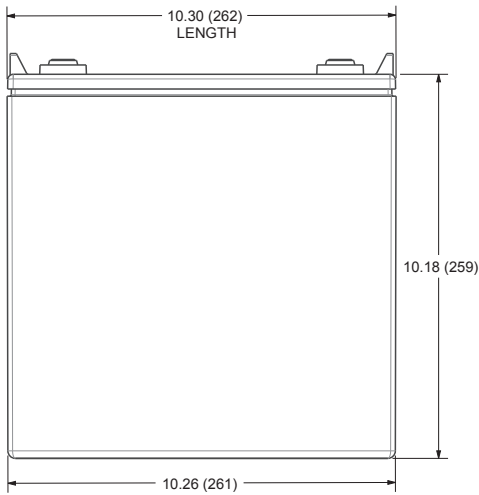
Battery Height with Terminal in Inches (mm)
12.07 (307)

Torque Values: in-lb (Nm)
Connection to M8: 85 – 90 (10-11)
Connection to LT: 65 – 75 (7.5 – 8.5)

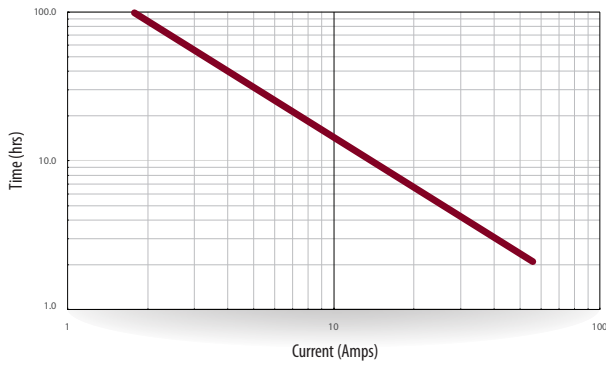
Bolt Size
M8 x 1.25

BATTERY DIMENSIONS

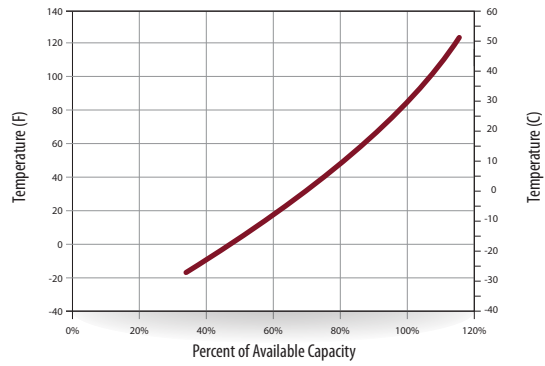
Dimensions Inches (mm)



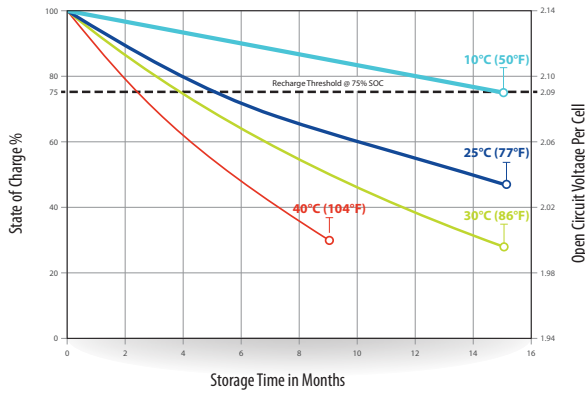
TROJAN T875-AGM PERFORMANCE



PERCENT CAPACITY VS. TEMPERATURE



SELF DISCHARGE VS. TIME^H



- A. The number of minutes a battery can deliver when discharged at a constant rate at 80°F (27°C) and maintain a voltage above 1.75 V/cell. Capacities are based on peak performance.
- B. The amount of amp-hours (Ah) a battery can deliver when discharged at a constant rate at 80°F (27°C) for the 20-Hour rate and 86°F (30°C) for the 5-Hour rate and maintain a voltage above 1.75 V/cell. Capacities are based on peak performance.
- C. Dimensions may vary depending on type of handle or terminal. Batteries should be mounted with 0.5 inches (12.7 mm) spacing minimum.
- D. C.C.A. (Cold Cranking Amps) - the discharge load in amperes which a new, fully charged battery can maintain for 30 seconds at 0°F (-18°C) at a voltage above 1.2 V/cell.

- E. C.A. (Cranking Amps) - the discharge load in amperes which a new, fully charged battery can maintain for 30 seconds at 32°F (0°C) at a voltage above 1.2 V/cell. This is sometimes referred to as marine cranking amps @ 32°F or M.C.A. @ 32°F.
- F. Height taken from bottom of the battery to the highest point on the battery. Heights may vary depending on type of terminal.
- G. Terminal images are representative only.
- H. A boost charge should be performed every 6 months when batteries are in storage.
- I. Weight may vary.



800.423.6569 / +1.562.236.3000 / trojanbattery.com

Online_Reliant_T875-AGM_DS_053117

© 2017 Trojan Battery Company, LLC. All rights reserved. Trojan Battery Company is not liable for damages that may result from any information provided in or omitted from this publication, under any circumstances. Trojan Battery Company reserves the right to make adjustments to this publication at any time, without notice or obligation.