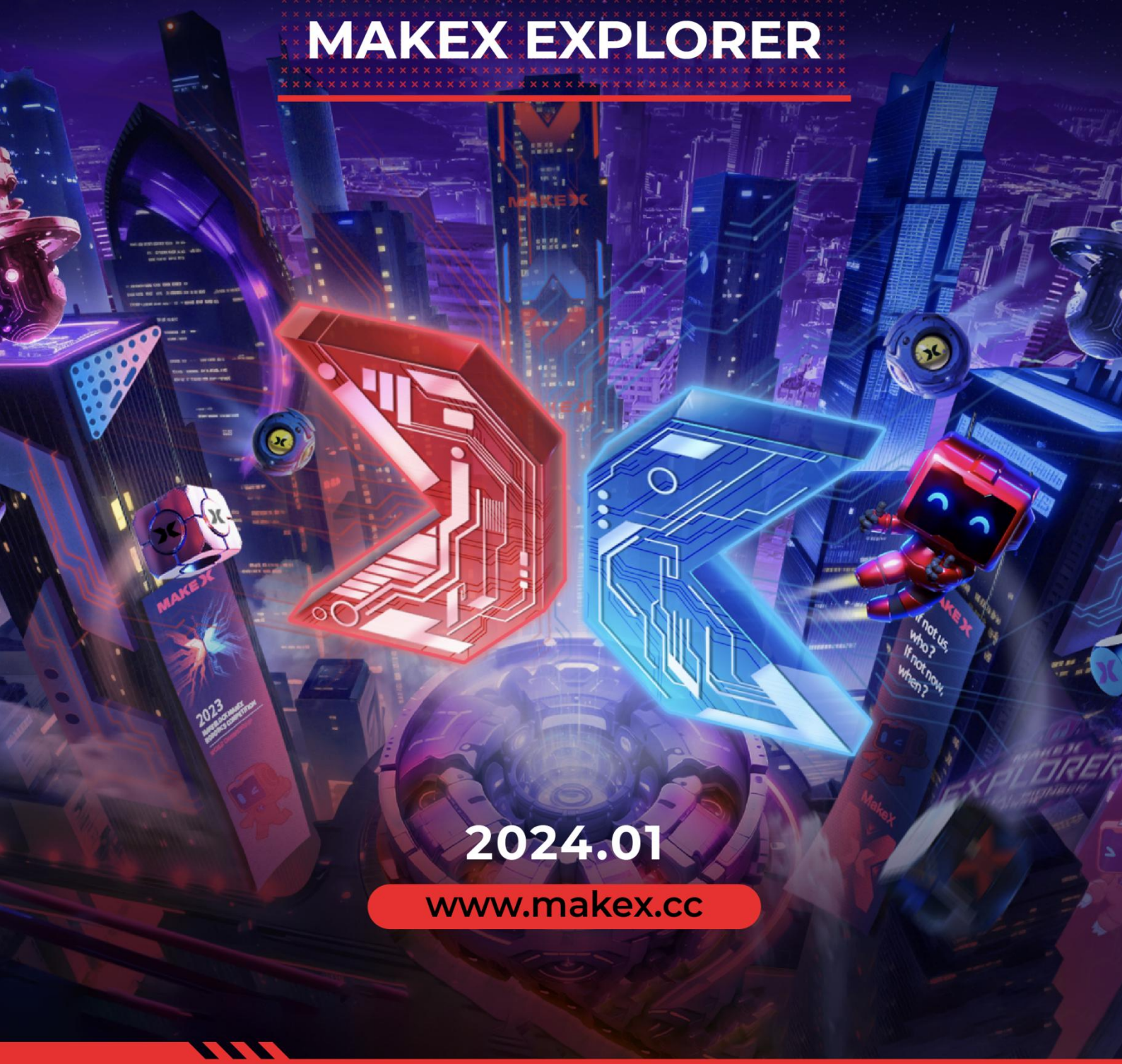


MAKE X

V1.0

ROBOTICS COMPETITION

RULES GUIDE MAKE X EXPLORER



2024.01

www.makex.cc



Date	Version	Modifications Record
2024.01	1.0	MakeX Explorer Digital Pioneer Rules Guide First Publish.

MAKE X

CONTENTS

1. Introduction 1

 1.1 About MakeX 1

 1.2 MakeX Spirit 1

 1.3 About MakeX Explorer 2

2. Competition Application 3

 2.1 Participation Requirements 3

 2.2 Registration and Application 3

3. Competition Procedure 4

4. Competition Details 8

 4.1 Introduction 9

 4.2 Arena 10

 4.3 Props 15

 4.4 Missions Introduction and Scoring State Judgement 17

 4.5 Scoring Explanation 23

 4.6 Single Match Flow 23

5. Technical Specifications 25

 5.1 Robot General Specification 25

 5.2 Specifications for Netflix Flag 32

6. Competition Rules 33


 6.1 Penalty explanation 33

 6.2 Operation Rules 35

7. Appeal and Arbitration 44

 7.1 Results Confirmation 44

 7.2 Appeal Procedure and Valid Appeal Period 45





7.3 Invalid Appeal 45

7.4 Arbitration Procedure 46

8. Statement 47

8.1 Rules Explanation 47

8.2 Disclaimer 48

8.3 Copyright Declaration 49


Appendix 1. Awards and Annual Points 49

Appendix 2. Engineering Notebook Guideline 52

Appendix 3. Robot Self-Check Form 54

Appendix 4. MakeX Explorer Eco-Pioneer Score Sheet 57

Appendix 5. Competition Resources 58



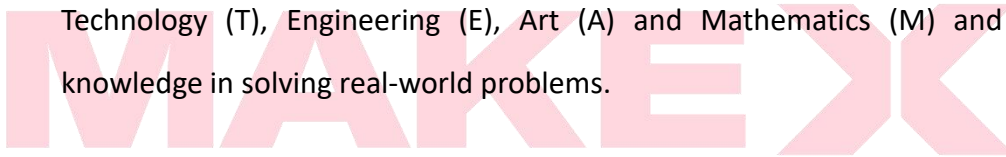


1. Introduction

1.1 About MakeX

MakeX is an international robotics competition and education platform that promotes multidisciplinary learning within the fields of science and technology. It aims at building a world where STEAM education is highly appreciated and where young people are passionate about innovation by engaging them in exciting Robotics Competition, STEAM Carnival, Tech Event, Educational Conference etc.

As the core activity of MakeX, the namesake MakeX Robotics Competition provides exciting, challenging and high-level competitions in the spirit of creativity, teamwork, fun and sharing. It is committed to inspiring young people to learn Science (S), Technology (T), Engineering (E), Art (A) and Mathematics (M) and apply such knowledge in solving real-world problems.



1.2 MakeX Spirit

Creativity: we advocate curiousness and innovation, encouraging all contestants to create unique high-tech works with their talent, and challenge themselves for continuous progress!

Teamwork: we advocate solidarity and friendship, encouraging all contestants to develop a sense of responsibility and enterprising spirit, and sincerely working with their partners for win-win development!

Fun: we encourage contestants to build a positive, healthy mindset in the competition. Enjoy the journey and grow in the process.

Sharing: we encourage contestants to have an open mind as a maker and share their knowledge, responsibility, and joy with everyone, including their teammates and competitors.



MakeX spirit is the cultural cornerstone of the MakeX Robotics Competition. We hope to provide a platform for all contestants, mentors and industry experts to exchange ideas, study and grow up, and help young people acquire new skills during creation, learn to respect others in teamwork, gain an enjoyable life experience in the competition, take delight in sharing with the society their knowledge and responsibility, and work hard to achieve their grand aspiration of changing the world and creating the future!

1.3 About MakeX Explorer

MakeX Explorer is a confrontational competition program for elementary and junior high school students aged 8-15.

This program fully integrates the essence of sports events and is highly interesting and a delight to watch. The competition requires the contestants to design and build robots from scratch, which systematically develops the contestants' comprehensive abilities in robot design, mechanical construction, and programming. Also, the form of alliance confrontation improves the contestants' ability to solve imperative problems and develop strategic thinking.



2. Competition Application

2.1 Participation Requirements

Participants: Contestants shall participate in teams, the number of contestants is 2-4 for each team, with 1-2 mentor(s).

Age: Team members must be between the age of 8-15 (born between January 2, 2008 and December 31, 2016). The mentor must be at least 18 years old.

Team Roles: Everyone in the team can play their respective roles as operator, observer, mechanist, programmer and so on. In each match, one team can only appoint 1 operator and 1 observer to participate, only two team members are allowed to compete in the competing area. The operator is responsible for operating the robot, and the observer is responsible for assisting the operator in observing the status of props and making suggestions.

Identification Symbols: Each team must have a team logo, team name, and team slogan. Teams are encouraged to use uniforms, flags, posters, badges, base decorations, etc. to show the team culture.

2.2 Registration and Application

Contestants and mentors that meet participation requirements can register on the designated competition web-page on MakeX official website (www.makex.cc/en). Each team should register with one registration form.

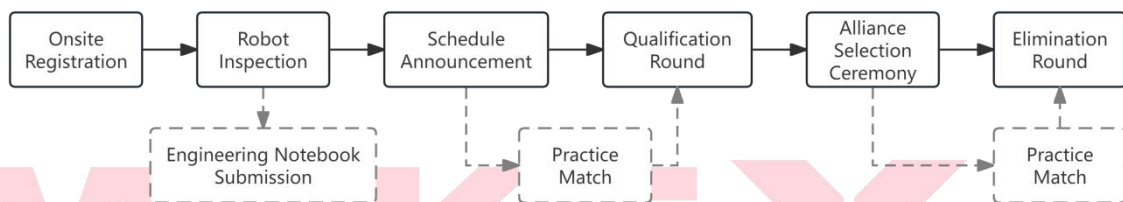
If participating team wants to change their members before competition, which leads to inconsistency with the registration information, they should inform MakeX Robotics Competition Committee in advance to finish re-registration.

For more details about the registration and application, please refer to [MakeX Registration & Competition Application Guide](#)

3. Competition Procedure

Participating teams shall pay close attention to related notices and Competition Guide published before each competition. If the rules have some updates in competition guide, the latest rules will be adopted for the competition. MakeX Competition Committee reserves the rights and final interpretation to amend competition rules and system based on actual situation of different competition.

The schedule for each competition is determined by actual situation, and generally includes following procedures.



* Note: The solid line frame refers to the necessary procedure of each match, while the dotted line frame refers to non-essential procedure. Please keep abreast of updates.

Onsite Registration

When a team arrives at the venue, mentors and contestants should show ID cards or other valid certificates (e.g., passport) for onsite registration and to get the competition pack. It is necessary for mentors to inform team members about the fire exit, match schedule, arena, pits area, etc. Onsite registration and robot inspection will be closure once the match schedule is announced.

Robot Inspection

Teams shall check their robots and team flag before the competition and complete the "**Appendix 3: Robot Self-Inspection Form**" according to the actual data. Teams that do not fill out the Robot Self-inspection Form in full according to the requirements cannot pass the inspection; robots that do not pass the inspection need to be re-adjusted and then inspected again until the inspection passes; if the



competition results are canceled due to missing the competition time because of the failure to pass the inspection, the participating teams will be responsible for the results. The team that fails to pass the robot inspection will not be allowed to participate in the competition.

Schedule Announcement

The committee will announce the match schedule at least 30 minutes ahead of competition through online official website and onsite announcement. The schedule includes match-up chart, match session and specific time, red alliance and blue alliance, etc. If two matches are too close, please sign-up at the Result Approval Area.

Engineering Notebook Submission

Each team is required to submit 1 paper copy of their teams' engineering notebook to the MakeX staff at the inspection area. If you are unable to submit the original version, please prepare your own paper copy. The engineering notebook will be used as an important basis for the selection of the special awards, and the paper version of the engineering notes will not be returned after submission. For suggestions on how to write the engineering notes, please refer to "**Appendix 2: Engineering Notebook Guideline**".

Practice Round

Teams who have finished their robot inspection can participate in practice round. The schedule will be announced at the entrance in form of notices, and teams are required to queue in line before entrance. Not all competitions have a practice round, which can be informed based on actual situation.

Qualification Round

Normally, each team is requested to participate in four matches during qualification round. However, the session of qualification round may be different based on different competitions. In qualification round, red alliance and blue alliance are matched randomly. Points will be obtained by teams according to the winning or losing result. It is conducted in the form of alliances confrontation and each team's alliance and the opponents will be allocated randomly.



In each qualification round, team will receive corresponding points (including win, tie, loss) regardless of competition type. Three points for a win, one point for a tie, and no point for a loss. The final ranking is based on the sum of win-loss points, and the top-ranking teams will be promoted to the elimination round. If the teams with the same win-loss points, the ranking sequence will be determined according to following rules:

1) The team with a higher total points differential of all qualification rounds has a higher ranking.

2) If the above conditions are the same, the team with higher total scores among all qualification rounds has a higher ranking.

3) If the above conditions are the same, the team with the highest score of a single round in all qualifications round has a higher ranking.

4) If the above conditions are same, teams with the same ranking will play a one-on-one extra match, and those who with the highest total points will be the winner.

Alliance Selection Ceremony

In alliance selection ceremony, promoted teams will select their alliance team in turn according to their ranking in qualification round. Alliances that generated after the ceremony will be the alliances for the elimination round. The alliances will be named as “alliance 1”, “alliance 2”, “alliance 3”..... and so on according to the generated sequence. During this procedure, teams must abide by following rules:

When being chosen by other teams, promoted teams ranking top 50% can refuse for only once, and those teams ranking bottom 50% cannot refuse. If the team is refused by another team, they can continue to choose another team until the alliance is formed.

The promoted teams who are not present before the start of alliance selection are deemed as voluntarily giving up the right to choose alliance, and those who are not present before the end of the alliance selection are considered to be as voluntarily



quitting the elimination round. If the promoted teams quit amid the alliance selection ceremony, the promotion places will be given to the following teams according to the ranking in the qualification round.

During the alliance selection ceremony, each team representative will have 30 seconds to make their decision when it is their turn, and if they are not selected within the 30-second time limit, they will lose the right to select and will move on to the next team in order.

The promotion proportion for 2024 season competition is as follows. However, the promotion quota in different competitions may be different according to actual situation.

Number of participating teams	Number of promoted teams
97 or more	64
49-96	32
25-48	16
12-24	8

Elimination Round

During the elimination round, the alliances generated in the alliance selection ceremony will be the opponent (red alliance and blue alliance are automatically matched) according to the competition schedule. The winner will be evaluated by BO3 (Best of 3) and the alliance who achieve "two wins" or "one win and two ties" can advance to next round until the champion, runner-up and second runner-up are elected.

If the two alliances achieves "1 win, 1 loss, 1 tie" or "3 ties" in a BO3, the winning alliance will be decided according to the following rules:

- 1) If win-loss points are the same, alliance with higher total point differential in BO3 has a higher ranking.



2) If above conditions are the same, alliance with highest scores in BO3 has a higher ranking.

3) If above conditions are the same, alliances will play an extra match until the winner is elected.

Taking the promoted 32 teams as an example, the schedule of elimination round is as follows:



4. Competition Details

The theme of the 2024 MakeX Explorer is "Digital Pioneer".



Computer algorithm is one of the core technologies of artificial intelligence, which is extended through algorithms to computer vision, voice recognition, big data processing, robotics and other fields. In the brand-new confrontation, facing the boundless map, unknown opponents, and heavy hurdles, the teenager skillfully uses computer algorithms to break through and step by step to fight against cyber fraud and cyber crime, purify the cyber world, and create a clean and orderly cyberspace.

4.1 Introduction

MakeX Explorer is a confrontational competition, among which red and blue alliance for each match, and two teams for each alliance.

Each match comprises an automatic stage and a manual stage. Teams are required to control the robot to finish missions in an automatic or manual manner. At the end of the competition, the referee will calculate all of the mission points for both teams, and the alliance with the higher score will be the winner.



Fig 4.1 Axonometric View of the Arena



4.2 Arena

The arena of MakeX Explorer is composed of the map and frame. The arena is a rectangular with the size of 2532 mm * 2426 mm, and the map size is 2443 mm * 2215 mm, the border around the frame is 255mm in height and 15mm in thickness. The arena mainly consists of starting area, own resource area, network guardian barrier (cone hanging area) and the central reservation area that consist of central resource area, internet garbage collector (center basket) and central purifier (robot hanging area). Some matches may have a competition box that displays the match time in real time.

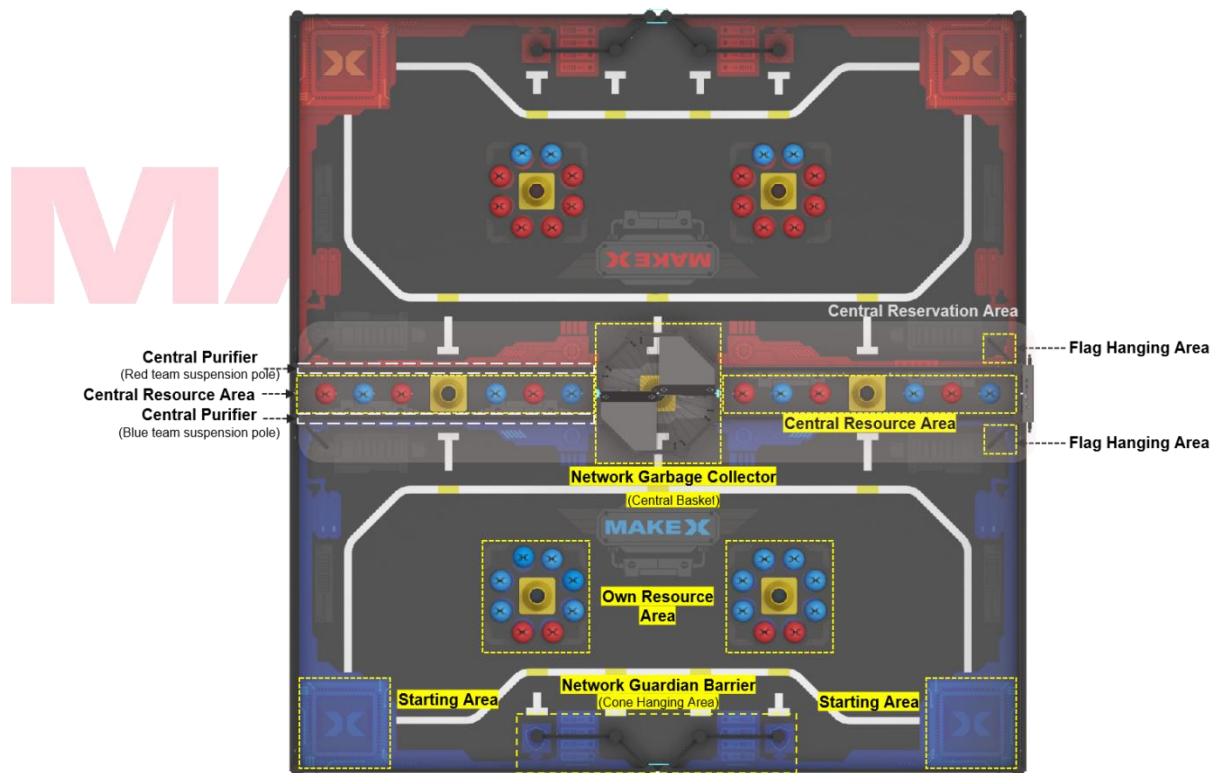


Fig 4.2-1 Areas on the Competition Arena

The competition arena is divided into red camp, blue camp and central area. Robots are only allowed to finish corresponding missions in individual camp.

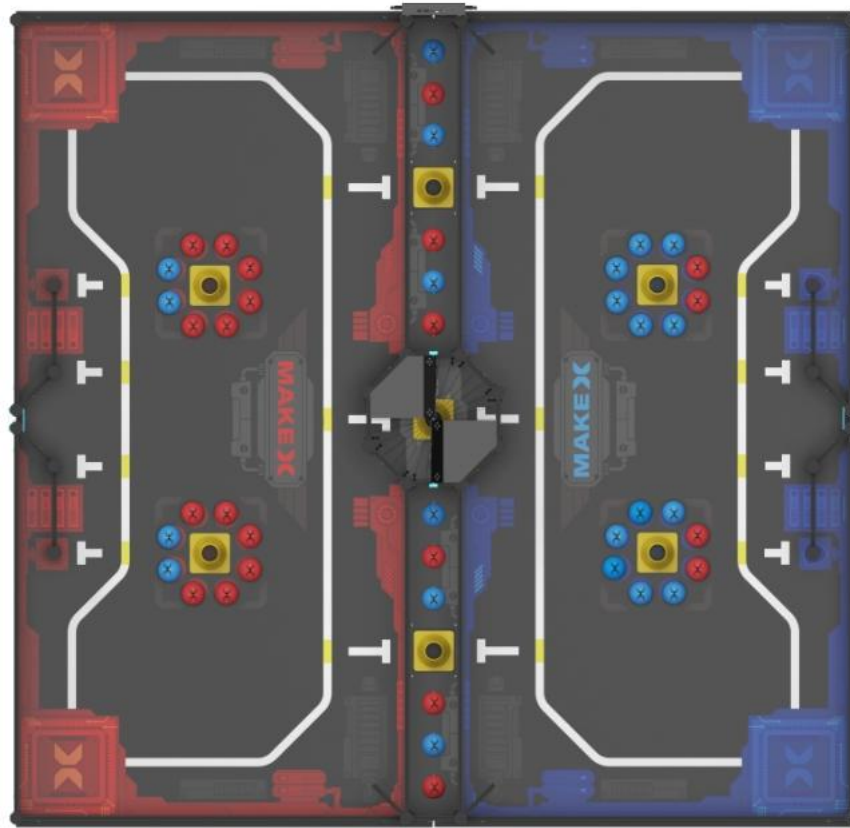


Fig 4.2-2 Top View of Arena

Starting Area

With the size of 320mm * 320mm, the starting area, four corners of the arena, is where robots are placed before the competition. There are two starting areas for red alliance and blue alliance.




Fig 4.2-3 The Starting Area

Own resource area

Own resource areas are located on respective side of the arena. There are 2 resource



areas for each of the red and blue camps, for a total of 4 in the arena; each own resource area contains Purification Cartridges (balls), including Privacy Cartridges (Red Balls) and Rumor Cleansing Cartridges (Blue Balls); each own resource area contains 6 balls of own side's color, and 2 balls of the opponent's color; there are 12 balls of own side's color, and 4 balls of the opponent's color in the respective camps there is 1 network spam catcher(Cone) in the middle of the pile of balls, and there are 2 cones in the respective resource areas of each red and blue sides.

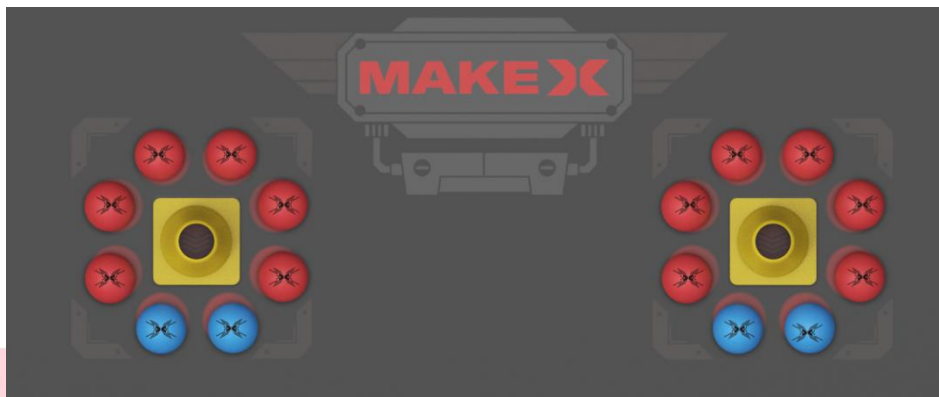
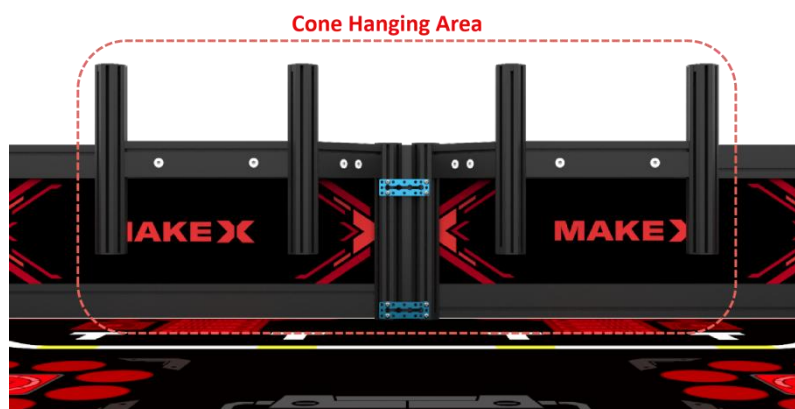


Fig 4.2-4 The own resource area

Network guardian barrier (cone hanging area)

Each red and blue side has one network guard barrier (cone hanging area), located at the back of each camps. It comprises 220mm flat beam, 120mm flat beam and 250mm octagonal posts.



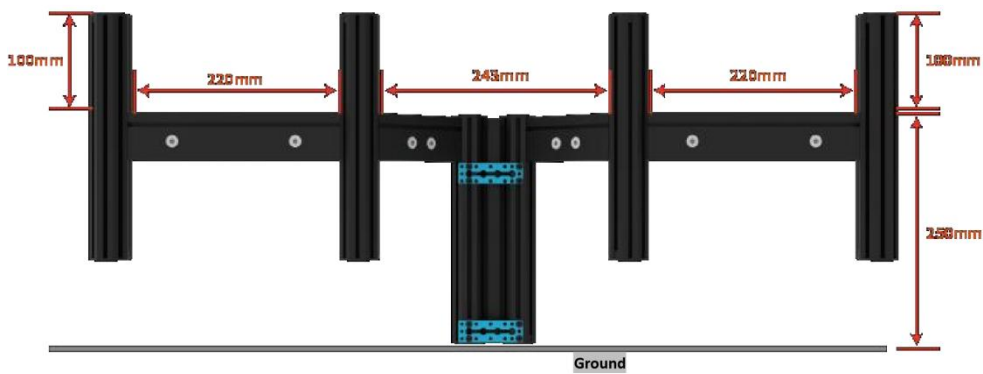


Fig 4.2-5 Cone Hanging Area

Central reservation area

There is one central reservation area in the arena, including 3 parts, the central resource area, the network garbage collector(center basket) and the central purifier(robot hanging poles area). The dimension of central reservation area is: 2428mm*200mm*580mm.

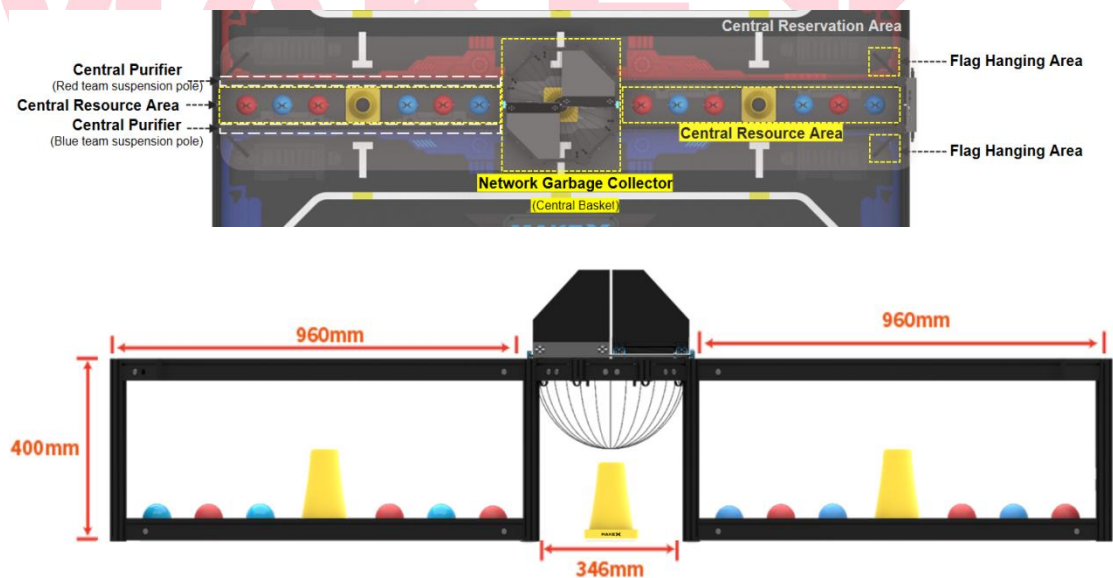


Fig 4.2-6 Central Reservation Area

The central resource area is located on both sides of the central basket, consisting of 960mm, 120mm flat beams and 400mm octagonal pillar with dimensions of 960mm*120mm*400mm; the purification cartridges (balls) and network waste catchers (cones) are placed symmetrically on both sides.

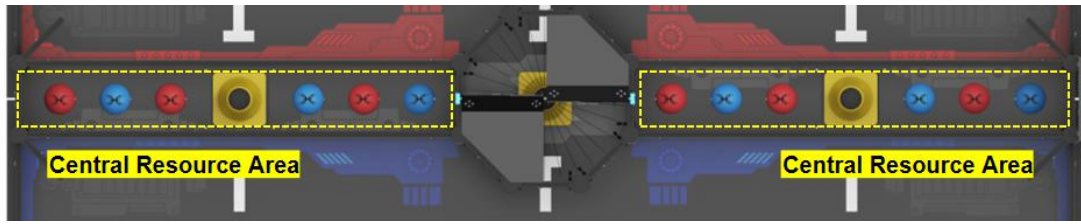


Fig 4.2-7 Central Resource Area

The network garbage collector (central basket) is located in the centre of the arena and consists of an octagonal shape made of 120mm flat beams and octagonal pillars, with an internal diameter of 370mm, an overall height of 600mm, the height of the basket is 400mm, and two reversible baffles on top of the basket, with the height of 200mm. By default, the left side of the central basket occupied by each party is pressed down and the right side of the basket is upright as the initial state of the area.

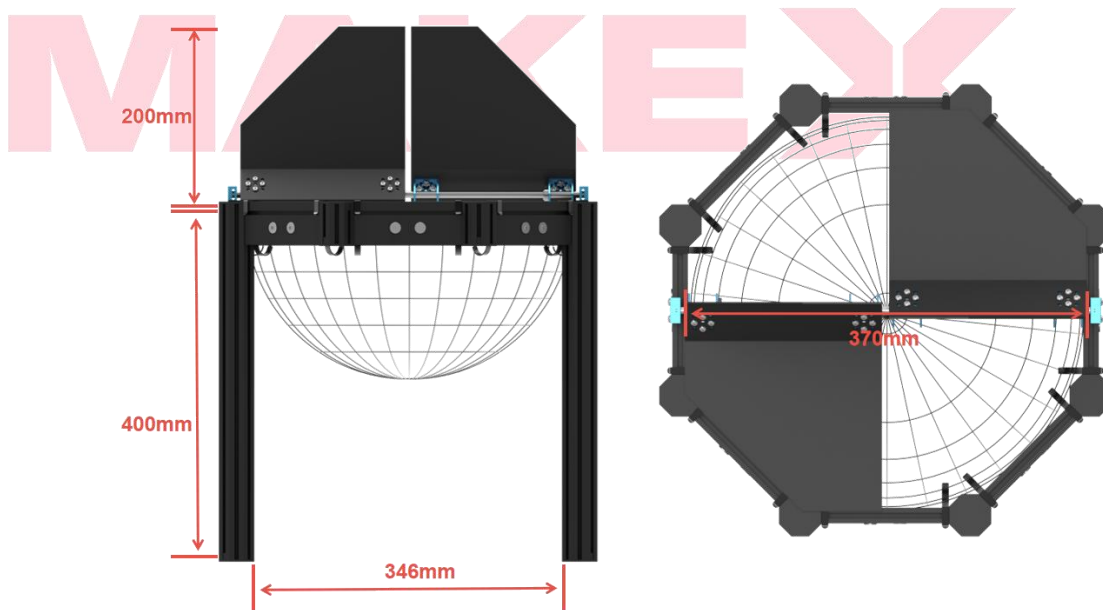


Fig 4.2-8 Central Basket

There are 4 central purifiers (suspension poles) in the arena, 2 for each of the red and blue camps, consisting of 960mm flat beams "hanging poles" whose highest point size is: 400mm;

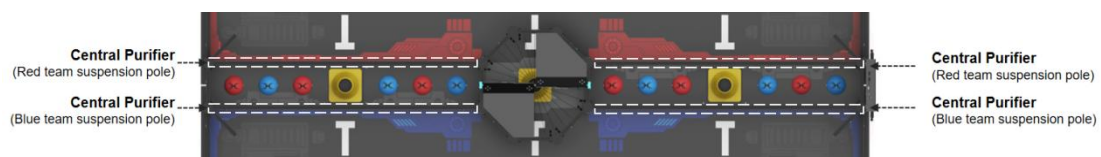


Fig 4.2-9 Robot hanging area

Flag hanging area

Red and blue camps each have 2 symmetrical flag hanging devices, the whole arena has a total of 4 flag hanging areas, the height of the flagpole from the ground is 405mm, the length of its transverse flat beams is 120mm, the flat beam is facing the arena with the border at 45 degrees, the flat beam is used to hang the team flag.

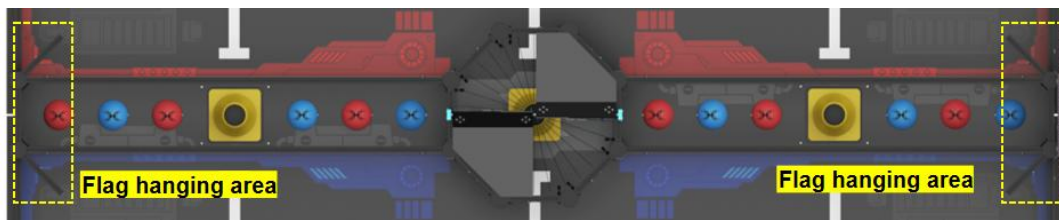


Fig 4.2-10 Flag hanging area

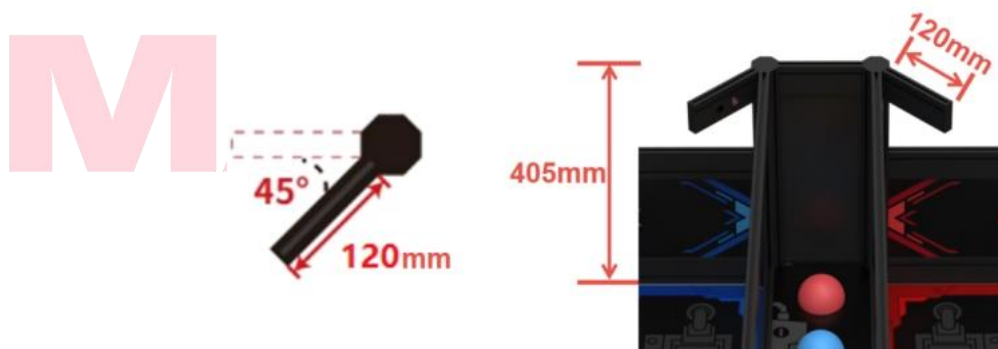


Fig 4.2-11 Flag hanging area

4.3 Props

Purification Cartridges (Balls)

Purification Cartridges are the red and blue balls on the arena, initially placed in the central resource area and the own resource area.

Material: EVA;

Size: Red/Blue balls are 70mm in diameter;

Quantity: There are in total of 44 red/blue balls on the arena, 22 in each of red/blue balls. Among them, there are 16 balls in each of the red and blue side's own resource

area, and 12 balls in the central resource area;




Fig 4.3-1 Purification Cartridges (Balls)

Network spam catcher (Cone)

The network spam catcher is the yellow cone, initially placed in the central resource placement area and the own resource area.

Material: EVA; Size: Base size is 120mm*120mm*20mm, overall height is 170mm;
Quantity: There are 7 cones in the whole arena, among which there are 2 cones in each of the red and blue camps own resource area, and a total of 3 cones in the central resource area;



Fig 4.3-2 Network spam catcher (Cone)

Netflix Flag(Self-made prop)

The Netflix flag is a team self-made prop that composes of flag surface and its suspension components. Each team only allows to use one flag.

Flag surface requirement: The flag surface must made of flexible materials, can be

made of fabric, paper and other flexible materials; The flag surface needs to be a rectangular completed flag with the side no less than 200 mm (length) x 150mm (width), and cutting or special-shaped cutting is prohibited; The flag surface must contains of the “team name”.

Flag suspension components requirement: The flag suspension components include the flagpole and the suspension parts. Magnetic materials are prohibited for the suspension parts. Hard materials are allowed for the flagpole part, the dimension of which should not be more than 200mm (L) * 10mm (W) * 10mm (H);

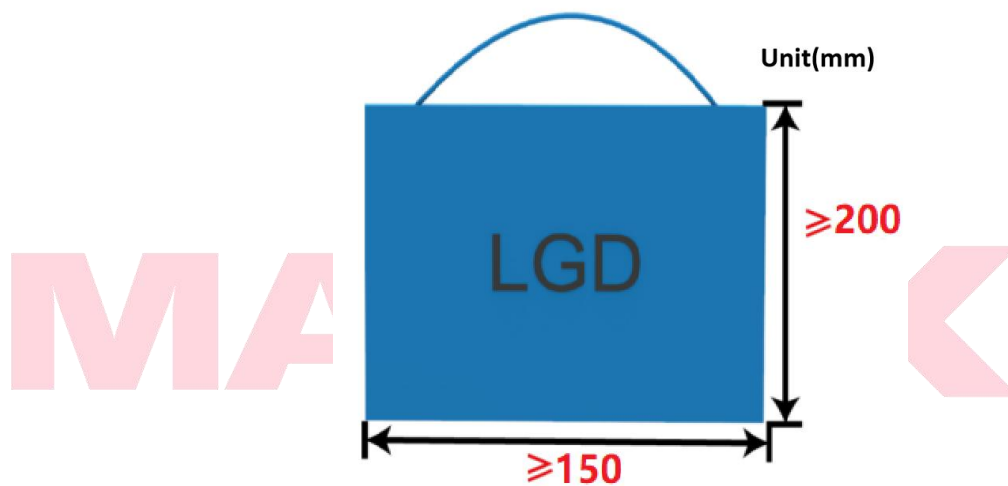


Fig 4.3-3 Netflix Flag

The committee encourages teams to draw personalized patterns or words on the flag, which calls for positive content reflecting competition theme and spirit, without showing words or pictures related to MakeX Robotics Competition Committee.

* Note: All areas and props have certain tolerances. If there are any objection to the size of the props or other problems, the referee can determine whether to change according to the actual situation.

4.4 Missions Introduction and Scoring State Judgement

The competition spans 4 minutes, comprising an automatic stage (30 seconds) and a manual stage (3 minutes 30 seconds). Each stage includes specific missions, detailed

below. Contestants will be alerted to the commencement and conclusion of each stage by the referee's countdown. For a comprehensive understanding of the sequence of events, please refer to "4.6 Single Match Flow".

Stage and Time	Missions	Mission Details
Automatic Stage (30 seconds)	Collecting Purification Cartridge	Run the automatic program to gather red or blue balls from both the own and central resource areas, aiming to deposit them into the central basket.
	Creating Network Guardian Barrier	Run the automatic program to accumulate cones from the designated resource areas and place them in the own cone hanging area.
Manual Stage (210 seconds)	Collecting Purification Cartridge	Control the robot to collect red and blue balls from the respective resource areas, with the goal of placing them into the central basket.
	Creating Network Guardian Barrier	Controlling the robot to collect the cones in own resource area and central resource area and hang at the own cone hanging area;
	Hanging Netflix Flag	Control the robot to suspend the team flag in the designated flag hanging area;
	Upgrading Central Purifier	Control the robot to position itself in the robot hanging area;

Mission Name: Collecting Purification Cartridge

Mission Description: This mission can be finished in automatic stage and manual stage.

In the automatic stage, robots are programmed to autonomously collect balls from the assigned resource areas and dispatch the balls of the respective color into the

central basket.

In the manual stage, contestants manually direct the robot to collect balls from the specified resource areas and deposit the balls of the corresponding color into the central basket.

Scoring State Judgement: Points are allocated based on the positioning of the balls of the respective color in the central basket at the time of scoring. The outer edge of the ball basket's flat beam serves as the boundary for decision-making.

- The vertical projection of ball is completely in the central basket;
- The robot must not make contact with the central basket or any ball within it; any breach will render all balls of the respective color in the central basket invalid.

All these conditions must be met simultaneously for points to be awarded.

Mission Score: Each ball of respective color that is successfully launched into the central basket counts 20 points.

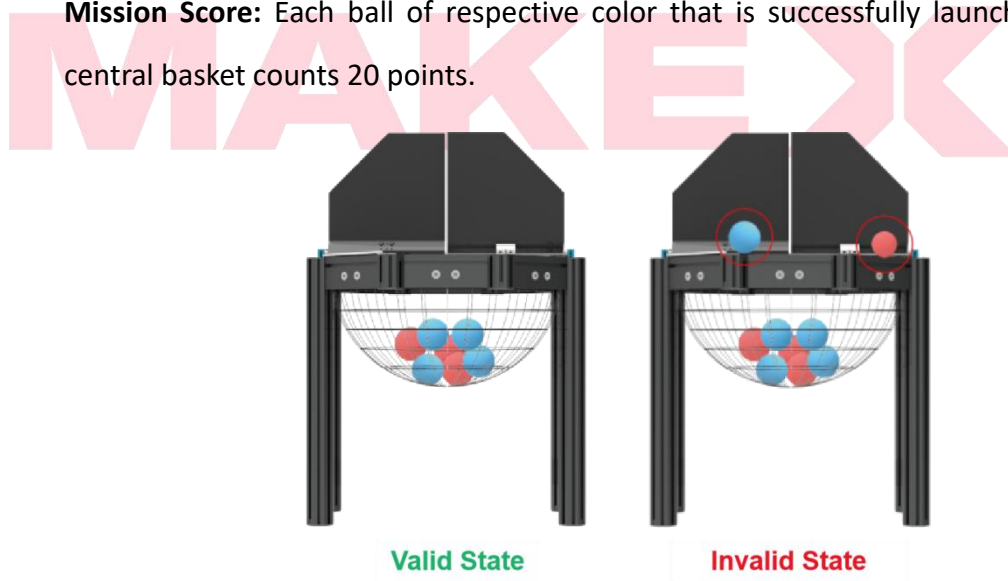


Fig.4.4-1 Scoring State Judgment of balls

Mission Name: Creating Network Guardian Barrier

Mission Description: This mission is executable in both the automatic and manual stages.

During the automatic stage, robots are tasked with gathering cones from their



designated resource areas and the central resource area, subsequently securing them onto the cone hanging area.

In the manual stage, contestants manually direct their robots to collect cones from the respective resource areas and arrange them in the cone hanging area.

Scoring State Judgement: At the scoring time, it can be scored if the cone's vertical projection must be entirely within the arena, and the cone base should be oriented downward. The cone must be securely suspended on the octagonal pillar and not in contact with any elements other than the octagonal pillars in the cone hanging area.

Mission Score: Each successfully hanging cone counts 40 points.



Fig.4.4-2 Scoring State Judgment of cones

Mission Name: Hanging Netflix Flag

Mission Description: This mission is designated for completion during the manual stage.

Robots may, at any point during the manual stage, retreat to the starting area. Each team is granted a single opportunity to manually remove their robot from the arena, affix the team flag onto the robot, and proficiently suspend the team flag on the flagpole within the flag-hanging area. Within a single match, the robot is restricted to carrying only one flag into the arena, and each flagpole is designated for a single flag.

Scoring State Judgement: At the scoring time, it can be regarded as valid hanging if the flag must be hanging on the flagpole without contact with the ground or the robot. The flag should be in a naturally unfurled state and meet the prescribed



manufacturing standards. Any flag that remains folded due to contact with other elements is deemed an invalid hanging.

Mission Score: Each successfully hanging flag counts 50 points.

Mission Name: Upgrading Central purifier

Mission Description: This mission is exclusively conducted during the manual stage.


Throughout the manual stage, contestants maneuver their robots to securely attach them to the suspension pole, adhering to all Scoring Judgement.

Scoring State Judgement: At the scoring time, it's regarded as scored if the robot is hanging onto the suspension pole in a fully suspension state and meets all the scoring judging.


- a. Robot has contact with the suspension pole and has no contact with the arena map and any other arena elements.
- b. The robot should not be in contact with or held up by any arena props (cones, red/blue balls, etc.) or robots from the same side.

All these conditions must be met simultaneously for points to be awarded.

Mission Score: Each successfully hanging robot counts 100 points.



Top View



Axial Side View



Left Side View

Fig.4.4-3 Scoring State Judgment of Robot Hanging

Boundary State Judgement

During the match, if the position of the robot (or props) relative to the designated boundary is unclear, the following criteria apply for state judgement:



Fig.4.4-4 Boundary state determination

4.5 Scoring Explanation

The final score of the competition is determined by the final static state of the scoring prop after the competition. Competition missions, scoring props and its corresponding points are as follows. After the competition, the referee calculates the sum of scores of each mission, and the alliance with the higher score will be the winner.

Alliance points of single match= respective color balls points + hanging cone points + hanging team flag points + hanging robot points - penalty points

Mission	Scoring Props	Point of Single Prop	Max Number of Single Prop	Maximum Mission Point
Collecting Purification Cartridge	Red/blue ball	20 Points/each	22	440 Points
Creating Network Guardian Barrier	Cone	40 Points/each	4	160 Points
Hanging Netflix Flag	Team Flag	50 Points/each	2	100 Points
Upgrading Central Purifier	Robot	100 Points/each	2	200 Points

4.6 Single Match Flow

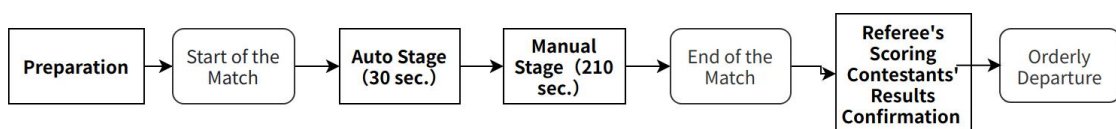


Fig.4.6 Single Match Flow Chart

Preparation

Before the single match, contestants should arrive to the competition area ahead of schedule, and make preparations under the guidance of referee:



- 1) Power on the robot and place it completely in the starting area, with Bluetooth controller powering on and placing outside the arena;
- 2) Check the standard of arena and props placement and robot state of both alliances;
- 3) Hand up to the referee if all is confirmed, the referee will announce the start of match.

Automatic Stage

The automatic stage begins after referee's five-second counting down.

- 1) Contestants are not allowed to contact the robot after running automatic program.
- 2) Before the end of automatic stage, robots are required to complete the automatic program and remain stationary. Besides, robots do not need to return to the starting area.

The automatic stage ends after referee's five-second counting down.

Manual Stage

The referee announces, "Contestants, please pick up your Bluetooth controller." At this point, contestants are allowed to pick up the Bluetooth controllers.

The referee announces, "Manual stage, 5, 4, 3, 2, 1, start!" At this moment, contestants are allowed to control the robot using the Bluetooth controllers.

At any moment during the manual stage, each team has and only has one opportunity to move the robot out of and back into the arena. During both movements, the vertical projection of the robot must at least partially enter the starting area.

Contestants can request to load the flag onto the robot at any time during the manual stage. To do so, they must shout the command "Request to Load Flag" to the referee. Only after obtaining the referee's approval, the contestants can touch the robot. At this point, contestants need to move the robot out of the arena and



manually load the flag onto it. When re-entering the arena, contestants must shout the command "Request to Continue the Match" to the referee and can proceed with the match only after obtaining the referee's approval. It is important to note that when making requests to the referee, the command must be clear, loud, and concise to avoid delays in the referee's approval.

The referee announces a 5-second countdown, the manual stage end. After the manual stage concludes, contestants must immediately put down the blue-tooth controllers and stop controlling the robot.

Referee's Scoring and Contestant's Results Confirmation

The referee will count the scores after the competition. If there is no objection to the competition, the captains of both alliances must confirm the match's result. If there is any doubt about the result, the captain of the alliance may appeal to the referee without signing the score sheet.

After results confirmation, contestants shall actively assist the referee to restore the props, and leave the competition area with their robots and Bluetooth controller in an orderly manner.

5. Technical Specifications

5.1 Robot General Specification

The Robot General Specification are prepared for better preparation for teams and ensures a fair and safe competition standard. The committee suggest team to programming and construct the robot under a fully comprehensive understanding of this specification. All robots must follow the Robot General Specification strictly and any against of the requirement will be asked to rectify. The robot might be disqualified if seriously against the specification.

Robot Mechanical Specification

T01. Each team only can participate in the match with one robot. It is not prohibited for one robot to participate in the match, while the other to conduct construction and modification outside the arena.

T02. Except for main-board, chassis, wheels and tracks that make the robot move on the flat are non-replaceable, contestants can replace other parts due to parts malfunction or competition missions request.

T03. During the competition, the maximum extension size of robot shall not exceed 320mm*320mm*450mm (length * width * height). The maximum extension size refers to the size that the robot extends its mechanic limit during operation. If the robot is made of a flexible material, the measurements of the maximum extended dimensions of the robot include the dimensions of the flexible material and the flexible material must not be subjected to external forces; flexible materials include but are not limited to, ties, tapes, foam blocks, etc.

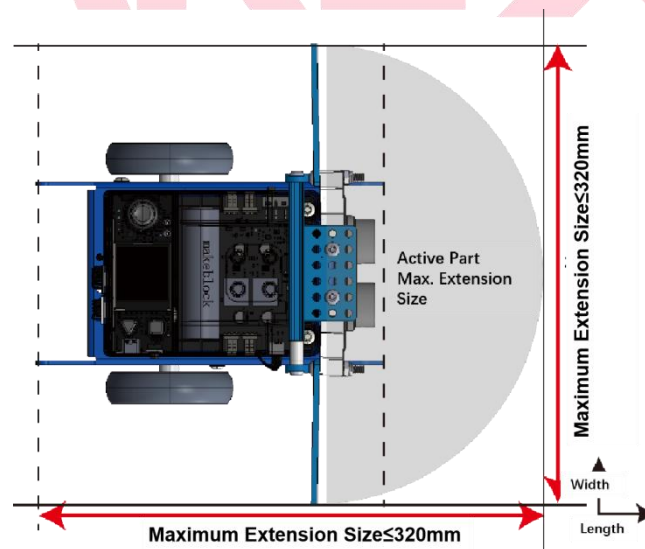


Fig 5.1-1 Maximum Extension Size -Top View

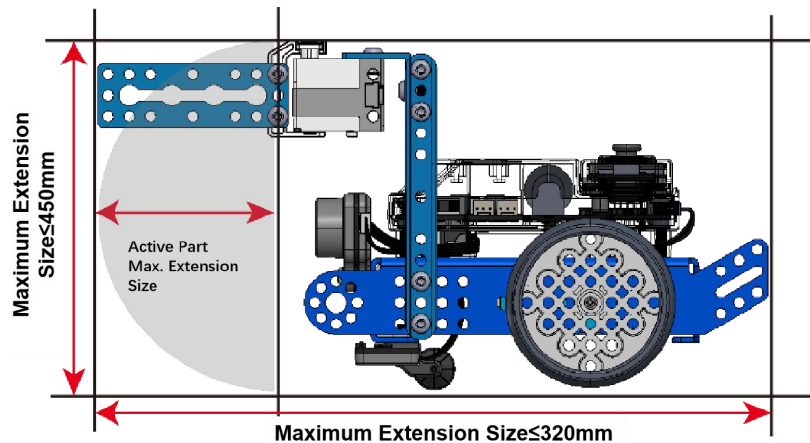


Fig 5.1-2 Maximum Extension Size -Side View

T04. During the competition, the maximum net weight of the robot shall not exceed 6 kg, including the weight of battery and excluding the weight of team flag.

T05. To ensure the fairness of the competition, the wheel diameter (included the Rubber tyre skin) must not exceed 70mm.

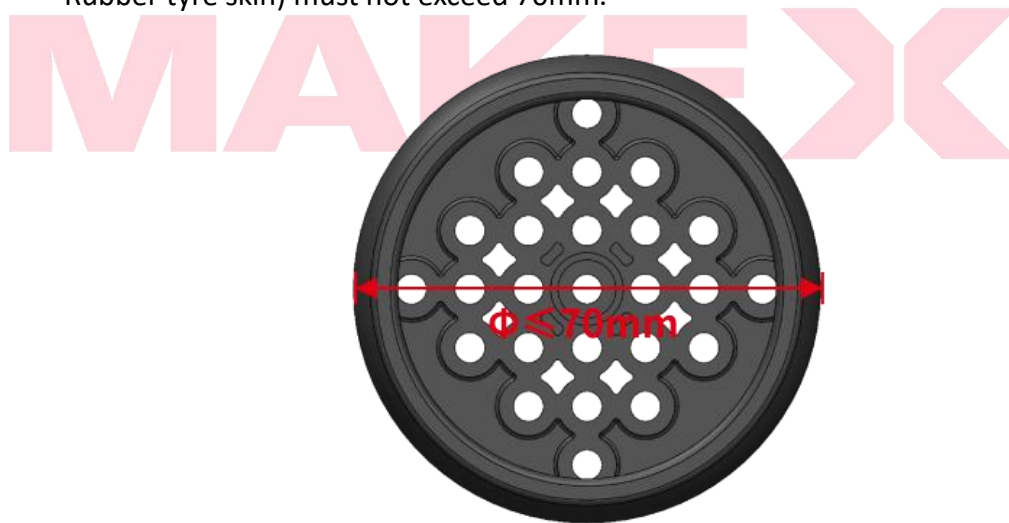


Fig 5.1-3 Wheel Size

T06. The equipment with high performance that infringes the competition fairness is prohibited, which must be operated with following performance indicators:

Equipment	Component	Specification	Note
Motor& Servo	DC motors	1. High Speed TT Motor ● Rated Voltage: DC 6V	No more than 4 motors (DC motors, encoder




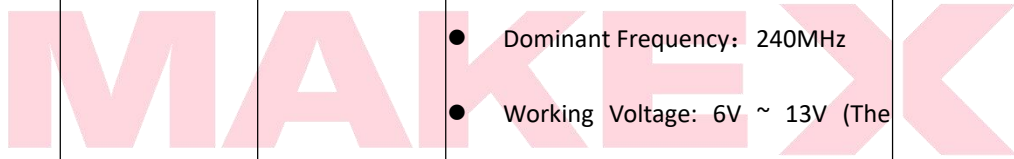
		<ul style="list-style-type: none"> No-load speed : 312RPM±10% Gear Ratio: 1:48 <p>2. 37 DC motors</p> <ul style="list-style-type: none"> Rated Voltage: 12V Rated Speed: 50&200RPM Rated Torque: 4.5Kg.cm& 1.5Kg.cm 	<p>motor) are installed on the robot</p> <p>No more than 4 servos are installed on the robot</p> <p>It is forbidden to change the mechanical structure and electrical layout of any motor or servo</p>
	Encoder Motor	<p>180 Photoelectric Encoder Motor</p> <ul style="list-style-type: none"> Driving Voltage: DC 7.4V Speed Range: 7.4V0~350RPM±5% Rated torque: 800g.cm Rotation Accuracy: ≤5° Reduction Ratio: 39:43 	<p>Note: 37 Motor should be prepared by the team themself</p>
	Servo	<p>MECDS-150 Servo</p> <ul style="list-style-type: none"> Working Voltage: DC 6.0V Torque Peak: 16.5kg.cm <p>MS-1.5A Servo</p> <ul style="list-style-type: none"> Working Voltage: 4.8-6V DC Torque: 1.31-.7kg.cm 	

T07. In order to prevent the team from using some high-performance electronic devices to damage the fairness of the competition, the main control electronic devices used by the team should not exceed the following performance indicators:

System	Module	Specification	Note
Power System	Built-in Battery	<ul style="list-style-type: none"> 18650 Lithium Battery: 3.7V 2500mAh 	Only one built-in battery and one external battery

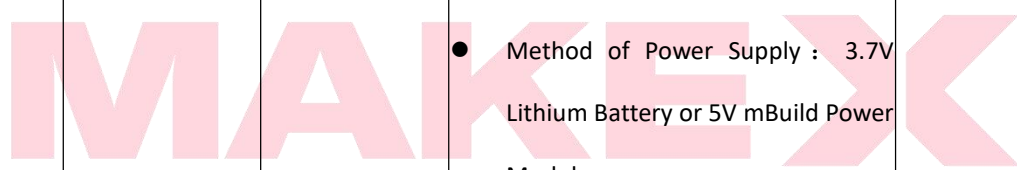


	External Battery	<ul style="list-style-type: none"> ● 21700 Battery Pack <p>Battery Capacity: 3.7V 8000mAh</p> <p>Discharge Rate: 3C</p>	<p>are allowed, which are required to securely fastened inside the robot</p>  <p>Fig. External Battery Pack</p>
Controlling System	Main-board	<ul style="list-style-type: none"> ● Processor: Highly Integrated ESP32-WROVER-B ● Dominant Frequency: 240MHz ● Working Voltage: 6V ~ 13V (The minimum input voltage of motor is required to meet the requirement of motor's working voltage.) ● Communication Ports and Protocols: Serial Port/mBuild Protocol 	Only one main-board is allowed
	Extension Board	<p>Micro Processor: GD32F403</p> <ul style="list-style-type: none"> ● Input Voltage/Current: 5V 2000mA (Rapid Charging) 5V 500mA (Simultaneous using and charging) ● Communication Mode: ● Serial Communication: Main-board to Extension Board 	





		<ul style="list-style-type: none"> ● Digital Signal: Digital Servo Interface ● PWM: DC Motor Interface 	
Sensor System		<p>Vision Sensor</p> <ul style="list-style-type: none"> ● Viewing Angle: 65.0 degrees ● Effective Focal Length: 4.65±5% mm ● Identification Speed: 60 frames/seconds ● Identification Distance: 0.25-1.2m is the best range ● Method of Power Supply : 3.7V Lithium Battery or 5V mBuild Power Module ● Power Consumption Range: 0.9-1.3W <p>Ultrasonic Sensor</p> <ul style="list-style-type: none"> ● Working Voltage: DC 5V ● Distance Range: 5-300cm ● Tolerance of Distance: ±5% <p>Line Finder Sensor</p> <ul style="list-style-type: none"> ● Working Voltage: DC 5V ● Detected Height: 5mm-15mm 	<p>Type and quantity are not limited</p> <p>It is forbidden for robots to use any sensors that will interfere with the perception ability of other robots</p>
Wireless Control System	Bluetooth Controller	<p>Bluetooth Version: Support 4.0+</p> <p>Distance of Remission: 20m</p>	<p>During the competition, only one Bluetooth</p>





		<ul style="list-style-type: none"> ● Working Current: $\leq 25\text{mA}$ ● Transmit Power: 4dBm ● Transmit Data: Data packets within 100ms can be acquired by Bluetooth devices (low latency) ● Battery: Two No.5 AA Dry Batteries ● Supported Platform : macOS / Windows 	controller is available for one team.
	Bluetooth Module	<p>Bluetooth Version: BT4.0</p> <p>Band Range: 2402~2480MHz</p> <p>Antenna Gain: 1.5dBi</p> <p>Energy Consumption Grade: $\leq 4\text{dBm}$</p> <p>Working Current: 15mA</p>	It is forbidden to use any form of wireless control device to communicate with robots other than the official Bluetooth controller, including but not limited to any artificially triggered sensors

T08. If the robot uses a laser sight, the power of the laser sight must be less than or equal to 5mW (grade 3 A /R below). Each robot is allowed to install with maximum one laser sight.

T09. Teams are not allowed to build robots using multi-DOF commercial products:

- Including but not limited to multi-DOF manipulator, manipulator, etc.
- Metal and plastic structural parts are not included.

T10. The following robot's parts that may cause danger are forbidden:

- Sharp angle;
- Oil pressure parts or hydraulic parts;



- Switches or contacts containing mercury;
- Parts that will conduct electrical current from robots to arena;
- Parts that tend to develop connections with other robots, such as hook-shaped parts and other parts;
- Other dangerous parts as determined by the judges.

T11. The following materials that may cause danger are forbidden:

- Flammable and explosive gases;
- Materials containing liquids or gelatinous substances (except for glues and lubricants used in prescribed and small quantities);
- Materials that may cause arena contamination, such as sand, ink, etc.;
- Materials made from animal tissue;
- Materials that may cause danger as determined by other referees.

5.2 Specifications for Netflix Flag

T12. The team flag is a team self-made prop and each team is only allowed to use one team flag. The specification is as below:

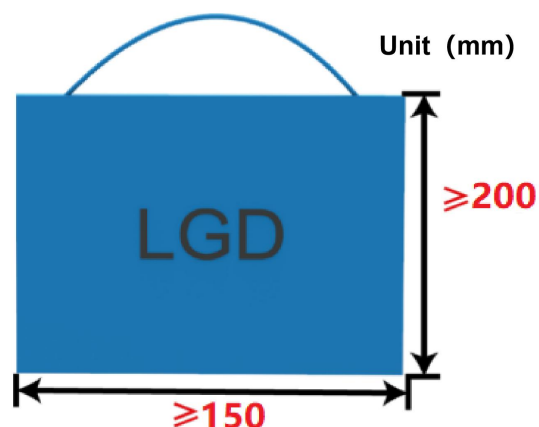


Fig 5.2 Netflix Flag

- The structure and shape of the flag should be refer as the Fig5.2. It must be a regular shape flag; Shaped flags cannot be produced and used.



- The flag consists of flag surface, and its suspension components. The flag suspension components include the flagpole and the suspension parts.
- The flag surface must be made of fabric, paper or other flexible materials, shall be rectangular completed flag. The size of surface of the flag is no less than 200 mm (length) x 150mm (width). The flag surface must contain the team name. During the competition, the flag surface should be in the unfolded state.
- Magnetic materials are prohibited for the suspension parts. Hard materials are allowed for the flagpole part, the dimension of which should not be more than 200mm (L) * 10mm (W) * 10mm (H);
- The committee encourages teams to draw personalized patterns or words on the flag, which calls for positive content reflecting competition theme and spirit, without showing words or pictures related to MakeX Robotics Competition Committee.

6. Competition Rules

6.1 Penalty explanation

Suspension

E01. The referee issues a suspension to ask the team to stop their robot's action. Besides, the referee is entitled to whether to remove the suspended robot out of arena based on specific condition, including but not limited to robot failure, loss of control, etc.

Violation

E02. The referee issues a violation to the violation team, and immediately deducts 20 points. In the meantime, the competition will not pause.



Yellow card

E03. If any contestants' behavior seriously affects the competition fairness or violates the safety rules, the team or alliance will receive a yellow card with 60 points deductions.

Red Card

E04. If any side or its members' behavior seriously affects the competition fairness or violates the safety rules, the alliance will receive 120 points deductions, and the offending team's robot will be suspended.

During the qualification round: take team as unit. If one team of alliance receives a red card, the team will receive 120 points deduction and the team's robot will be suspended, in the meanwhile the match will continue as usual. If both teams of alliance receive red card, the alliance will receive the points deduction and lose the competition. (If the score of losing team is higher than the winner, the winner will receive extra points until the final score is 10 points higher than the final score of the losing team)

During the elimination round: take alliance as unit. If any team of the alliance received a red card, the robots of the alliance will be suspended and the alliance will lose in the match. (If the score of losing alliance is higher than the winning alliance, the winning alliance will receive extra points until the final score is 10 points higher than the final score of the losing team)

Disqualified from the match

E05. During the match, the team violated the rules, resulting in invalidate of the score of the match and the robot will be suspended, but did not affect another match.

Disqualified of the entire competition

E06. The robot will be suspended and the team will lose the opportunity to continue to participate in the competition and the right to get award. Scores of the entire competition will be disqualify.



6.2 Operation Rules

Destructing or Contaminating Arena

R01. If arena contamination is caused by the robot, the robot will be regarded as in an unsafe state. Robots are not allowed to use double-sided tape or glue or any other materials to fix arena elements during competition.

- The robot that violates the rules will be suspended.

Destructing Other Robots

R02. Robots are not allowed to collide with other robots during competition.

- The robot that violates the rules will be suspended.

Using Banned Materials

R03. The following hazardous materials or dangerous structures embedded in robot are forbidden, such as:

- (1) Flammable gases, fire or smoke generating equipment, hydraulic oil or hydraulic parts, switches or contacts containing liquid mercury (mercury);
- (2) Hazardous Substances (e.g., Lead);
- (3) Materials that may cause arena contamination, such as sand and other objects that may be scattered during competition;
- (4) Materials that may have fixed connection with other robots;
- (5) Materials with sharp edges that may cause injury.
- (6) Materials made from animal tissue (for health and legal consideration).
- (7) Materials containing liquids or gelatinous substances (except for glues and lubricants that use as required).
- (8) Parts that can conduct electrical current from robots to any other parts in arena.

- The robot that violates the rules will be suspended. If the robot would like to continue to be a participant, contestant should modify it to pass the



re-inspection. Team with two violations will be disqualified entire competition.

Other Unsafe Factors

R04. In addition to R03, referees are entitled to decide whether the robot is safe or not.

- The robot that violates the rules will be suspended. The robot needs to be modified and re-inspected before it can be back to the match. Team with two violations will be disqualified entire competition.

Using Electronic Device or Programming Device

R05. During the competition, it is not allowed for contestants in the competing area to use electronic communication devices (mobile phone, transceiver), it's prohibited to bring computer, tablet or any other programming device into the competing area.

- The offence side shall stop their action immediately. If the offence side refuse to stop their action or send the devices out of the competing area with the referee's reminder, the team will be disqualified for single match and not allowed to continue the match, but it will not affect other matches. .

Contestants' Requirements

R06. One operator and one observer for each team are allowed to enter the competing area. Each alliance includes two operators and two observers, one of them is selected to be the captain of the alliance.

R07. It is not allowed for a third person as a substitution of on-arena players. Operators are responsible for controlling the robot in each match. The operator and the observer can freely switch their roles during the match.

R08. Contestants should tie up their long hair during competition preparation, robot debugging and on match. Toe-baring shoes are forbidden.

- The offence sides that violates the rules will be disqualified from a single match and not allowed to continue the match, but it will not affect other



matches. The team need to re-adjust and have a re-inspection before coming back to the match.

Contestants' Standing Position

R09. During the competition, contestants shall stand in certain range as shown in the following figure (the size of the operating area is subject to actual conditions).

- The offending team will have 3 seconds to return to their own area and the referee will verbally read out the seconds. Teams that fail to return on time will be given a violation. Two violations will result in a yellow card, and three violations will result in a red card and robot suspension.

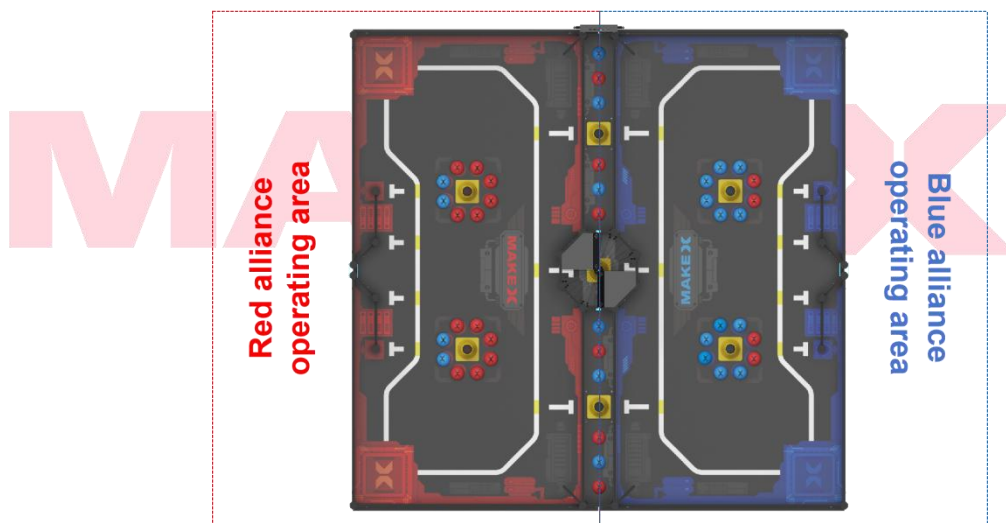


Fig. 6.2-1 Contestant's Standing Position

Rules of Elimination Round

R10. During each BO3 match in the elimination round, after the end of each match, each alliance has 5 minutes for debugging their robot and cannot overtime.

- A team or alliance that violates the rules will be disqualified from a single match and not allowed to continue the match, but the other matches are unaffected.

Failure to arrive on time at the competing area



R11. Teams should arrive on time. Team that not show up in the competing area more than 5 minutes, will be treated as give up this match voluntarily. If the whole competition schedule is delayed, please refer to the specific notice.

- A team or alliance that violates the rules will be disqualified from a single match and not allowed to continue the match, but the other matches are unaffected.

Operating the Robot in Advance

R12. Robots are not allowed to operate until referee's announcement to start the competition, the operation referring to the displacement of robot.

- The offending side will be penalize with a violation; two violations will result in a yellow card, and three will result in a red card and robot suspension.

Delay the end of the Competition

R13. After the end of automatic stage and manual stage, operator should stop controlling the robot or stop robot's operation program (except for the motion caused by inertia).

- The team will receive a violation. If the delay in ending competition gives the offending team a scoring advantage, the referee shall judge it as an invalid score and restore the arena to its original condition.

Robots Out of Boundary

R14. Except for time applying to take out the robot for loading team flag, the vertical projection of any part of the robot must not exceed the boundary of the arena and the respective robots' active boundary. If the robot is out of bounds, it must return to its own area within 3 seconds, and the referee will give a verbal reminder.

- Failure to return on time will result in a violation, two offenses will result in a yellow card, and three offenses will result in a red card and robot suspension.

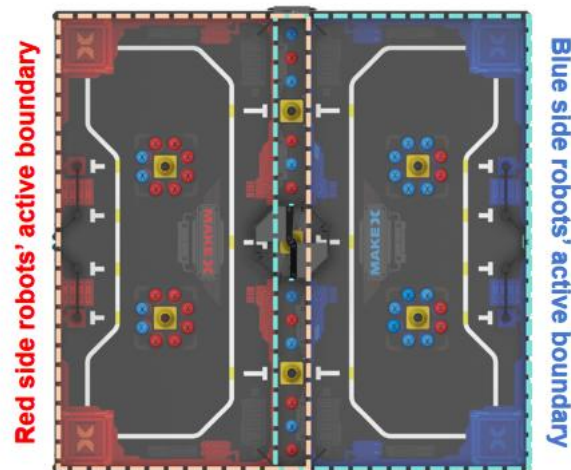


Fig. 6.2-2 Robot Active Boundary

Manipulation violations during the automatic stage

R15. Bluetooth controller should be connected with robot before the match. During the automatic stage, the blue-tooth controller should be placed outside the arena; After the automatic stage, contestants are only allowed to pick up their blue-tooth controller with the referee's command; after the manual stage, contestants must stop controlling their robot immediately.

- If the robot fails to complete the automatic program or remain stationary before the end of the automatic stage, the offending team will be given a violation, and if it generates a scoring advantage, it will be considered invalid and must restore the original state of the arena; except for the non-stationary state due to the inertia of the robot's structure, which will be judged by the actual state of the robot's displacement behaviour at the end of the stage.
- If a blue-tooth controller is used or direct contact during the automatic stage, the first penalty will be a violation and the match will be restarted; twice penalties will receive a yellow card and the match will be restarted; triple penalties will receive a red card and the team's robot will be suspended immediately; and if the circumstances are severe, the team will be



disqualified for a single match. The referee may decide whether the match needs to be restarted based on actual match conditions.

Operating Suspended Robot

R16. The operator is not allowed to control the robot after the robot is suspended.

- The team will be disqualified for single match.

Robot's Left-Behind Components

R17. During the competition, robots may not detach (detach means separate from the main robot body and not under control) parts or leave mechanisms at the competition arena, excluding non-structural parts such as screws.

- The offending party will be penalized with a violation, two offenses will result in a yellow card, and three offenses will result in a red card and robot suspension.

Robot In-conformity during the competition

R18. The size of the robot should in the state that approved by both teams and the referees before the match. After the approval by both sides during the pre-competition stage, teams can't raise any appeal regarding this reason. Robots must comply with the size, weight and other parameters specifications during the match. Except for those situations that are caused by non-subjective factors, including being hit by opponents' arena element or other external forces, which leads to robots deforming or oversized.

- The offending party will be disqualified for single match.

Restricting the Movement of Opponent's Robot

R19. During the manual stage, robots are not allowed to prevent the robot of opponents' alliance from moving in all directions or touching arena elements.

- The offending party shall stop their action within 3 seconds, the referee will give the time reminder. First offense will be penalized with a violation, two offenses will result in a yellow card, and three offenses will result in a red

card and robot suspension.

Toss and Move in Violation

R20. During the competition, it is prohibited to violated move props into the central basket or make unauthorized throws towards the opponent's camps. Robots are not allowed to move elements from their own field that are not permitted to be thrown into the central basket or towards the opponent's field. This includes items such as cone, robot components, flags, etc.

- The first violation will result in a penalty, the second violation incurs a yellow card, and the third violation leads to a red card and robot suspension.
- Simultaneously, props that illegally placed into the central basket become invalid. The vertical projection of the props into the central basket is used as the criterion for judging. The referee may pause the match based on the actual situation, remove the violated placed prop from the central basket, attempt to restore the original state of the central basket, and then resume the match. Props that are removed from the arena will lose their scoring validity, and any advantage gained through this action is nullified. These props cannot be reintroduced into the arena.

Removing Props in Violation

R21. During the competition, it is prohibited to intentionally move any arena props directly out of the field. Instances where the prop goes out of arena due to actions such as being struck or ejected by the opponent will not result in penalties for the offending team. However, if a team's scoring prop goes out of arena, it will not count towards the team's scored points.

- The offending party will be penalized with a violation for first offense, two offenses will result in a yellow card, and three offenses will result in a red card and robot suspension. In the same time, those props that have been move out of the arena will be invalid and cannot be reintroduced into the arena.



Robot move out the props in the central basket in violation

R22. During the competition, it is prohibited for robots to remove scoring props that have entered the central basket. Simultaneously, the referee may pause the match based on the actual situation, attempt to restore the original state of the central ball basket, and then resume the match. Any advantage gained by the offending team through this action becomes invalid.

- The first violation will result in a penalty, the second violation incurs a yellow card, and the third violation leads to a direct red card and disqualification.

Robot contact the central basket baffles in violation

R23. During the competition, it is prohibited for robots to actively or passively come into contact with the baffles of the central basket. Simultaneously, all scoring props affected by this action become invalid and cannot be reintroduced into the arena.

- The first violation will result in a penalty, the second violation incurs a yellow card, and the third violation leads to a red card and robot suspension.

Contestant enter the arena in violation

R24. During the competition, in case of affecting the competition, the vertical projection of any parts of the contestants cannot extend into the arena. Except for the action of taking out the robot for flag loading.

- If the contestant enters the arena, he/she must stop the behaviour within 3 seconds and the referee will give a verbal reminder by reading the seconds. If the offending team does not stop their action within 3 seconds,, will be penalized by a violation, second times for a yellow card, and third time will leads to a red card and robot suspension.

Contact in violation

R25. Except for the one chance to apply to loading the flag during the manual stage, where direct contact with the robot is permitted, participants are not allowed to directly or indirectly contact any arena elements or robots within the match area



during the entire match. Scoring props must not be taken out of the arena at any time. If altering arena elements results in a change in match scores, the referee should rule the scores invalid and attempt to restore the field to its original state.

- The first violation will result in a penalty, the second violation incurs a yellow card, and the third violation leads to a red card. Simultaneously, the contacted scoring props become invalid and must be removed from the arena, with no re-entry allowed.

Violation Loading

R26. When applying to load the team flag, the robot must enter the starting area partially or completely before the referee allows it to move out of the arena. Loading can only commence after the vertical projection of the robot has left the arena, i.e., after moving out of the arena. After loading is complete, the robot must enter the starting area partially or completely before the referee allows the start of the match. Suspending loading is prohibited, meaning loading cannot begin while the robot is lifted off the ground, suspended above the arena.

- The violated robot will be immediately suspended.

Prohibited to interfere opponents' robot hanging

R27. During the match, it is prohibited to interfere with the execution status of a robot's hanging mission, including but not limited to direct or indirect contact with an opponent's robot that is in the process of hanging or has already completed the hanging mission

- The first violation will result in a red card, a deduction of 120 points, and the offending team's robot will be suspension.

Mentoring in Violation

R28. No person (including but not limited to the parents or mentors of the team) other than the team members shall enter the competition area by any means, and no instruction shall be given in or outside the competition area in any form.



- The team will receive a violation. Penalties may be upgraded until disqualify for single match.

Off-Arena Contact

R29. During the competition, contestants are not allowed to have any direct contact with off-arena person and audiences, including but not limited to the delivery of the parts and Bluetooth controller.

- The offend party will be disqualified for single match.

Malicious Complaints

R30. In a single match, it is prohibited for contestants to make malicious complaints against the opposing team.

- Malicious complaint: After entering the competing area, if the complaining team confirms the need to raise a complaint with the referee, and the referee verifies and determines that the complained-about team has not committed any actual rule violations, the complaining team will be deemed to have made a malicious complaint.
- The robot of the offending team will be suspension.

7. Appeal and Arbitration

7.1 Results Confirmation

Results Confirmation

When a single match ends, captains of both teams need to confirm the results with the referees and then sign the score sheet. The committee will not accept any appeal of the match after the captains have signed and confirmed the result.

Dispute Settlement

If the participants on still disagree with the result of the competition and do not



agree with the explanation of the referee, they can refuse to sign the result, but the participant must write down the situation in the remarks column of the scoring sheet before leaving.

7.2 Appeal Procedure and Valid Appeal Period

Appeal Procedure

Appeals should be lodged within the “valid appeal period” by the prescribed procedure and follow the civil participation spirit. The captain of the team needs to fill in the Appeal Form, then cooperates with the Arbitration Commission to investigate the actual situation. Both sides will be required to arrive at the designated place if the Arbitration Commission requires. During the investigation, the captain of the appeal team must be present, and only captains or contestants of both teams can be present. The Arbitration Commission has the right to communicate with the appealing party alone, avoiding the mentor, the parents of the contestants, their relatives, or friends. The appellant should express facts clearly and objectively, not being over-emotionally.

Valid Appeal Period

Normally, the appeal should be lodged within 30 minutes after the end of every single match. The appellant and the respondent must be present before the time appointed by the referee.

Appeal Response

Normally, the Arbitration Commission responds to the appeal after the end of the competition on the same day or before the start of the competition on the next day.

7.3 Invalid Appeal

Overdue Appeal

Appeals that are not lodged within the "valid appeal period" will be considered



invalid and inadmissible. If the appellant fails to be present on time or leaves without any reason during the investigation, the appeal will be considered invalid. If the respondent fails to be present on time, the Arbitration Commission will directly determine the arbitration result and render it as a final result.

Appellants out of Stipulation

The appellants must be the participating contestant and the appeal of another person is invalid. The Arbitration Committee will caution the offending team if parents, mentors, or other irrelevant persons participate in the arbitration process without the permission of the Arbitration Committee.

- Team or alliance will be disqualified entire competition for multiple invalid warnings.

Vague Appeal's Requests

If the Arbitration Commission is unable to understand the appeal or conduct the normal investigation due to emotion factor of the appealing party, the team will receive a verbal warning.

- Team or alliance will be disqualified entire competition for multiple invalid warnings.

Uncivil Appeal

Neither side shall make uncivil behavior nor offensive action and remarks.

- Team or alliance will be disqualified entire competition for multiple invalid warnings.

7.4 Arbitration Procedure

Arbitration Procedure

The Arbitration Commission consists of the head referee, the arbitration consultant, and the competition technical director. The Arbitration Commission is responsible for accepting the appeals and conducting arbitration investigations, to ensure the



smooth progress of the competition and the fairness and justice of the competition results. The playback videos and photographs of any competition may be inaccurate due to the shooting angle, which is only used as reference but not arbitration evidence.

Arbitration Results

The arbitration results can be divided into “maintaining the original result of the match” or “re-match”, and the two teams shall not appeal again. If the arbitration result is a "re-match", the two teams shall have a re-match according to the time and arena stipulated in the Appeal Form. If either team fails to reach the arena within 5 minutes after the beginning of the match, the team shall be deemed to quit the match.

Additional Remarks

The Arbitration Commission determines the final arbitration result, and neither side shall dispute the result of the appeal anymore.

8. Statement

MakeX Robotics Competition Committee reserves the final interpretation of *2024 Season MakeX Explorer Digital Pioneer Rules Guide*.

8.1 Rules Explanation

In order to ensure a fair competition and high-quality competition experience, MakeX Robotics Competition Committee has the right to update and complement this Rules Guide regularly, issue and implement the latest version before the competition.

During the competition, all matters not stated in the Rules Guide shall be decided by the referee team.

This Rules Guide is the basis for refereeing, and the referee team has the right of



adjudication during the competition.

8.2 Disclaimer

All contestants in MakeX Robotics Competition shall fully understand that safety is the most important issue for the sustainable development of the MakeX Robotics Competition. To protect the rights and interests of all contestants and organizers, according to relevant laws and regulations, all mentors and contestants registered for the 2024 MakeX Robotics Competition, shall acknowledge and abide by the following safety provisions:

- Contestants shall take adequate safety precautions when constructing the robots, and all parts used for constructing the robots shall be purchased from legal manufacturers.
- Contestants shall ensure that the structural design of the robots takes into account the convenience of the inspection and actively cooperate with the host of the competition.
- When modifying and using the parts with potential safety hazards for the robots, it must conform to the national laws, regulations, and quality & safety standards. Those operations shall be manufactured and operated by persons with relevant professional qualifications.
- During the competition, the teams shall ensure that all the actions such as construction, testing, and preparation will not do harm to their team and other teams, referees, staff, audiences, equipment, and arenas.
- In the process of construction and competition, if any action that may violate the national laws, regulations, or standards occurs, all consequences will be borne by the contestants themselves.

The competition kits and parts sold and provided by the supporter, Shenzhen Makeblock Co., Ltd., shall be used by the instructions. Shenzhen Makeblock Co., Ltd. and MakeX Robotics Competition Committee will not be responsible for any injury or



loss of property caused by improper use.

The official language for MakeX is Chinese. English or other language translations are prepared to facilitate the team's preparation process. All documents translated to English are for reference only.

8.3 Copyright Declaration

Shenzhen Makeblock Co., Ltd. reserves the copyright of this Rules Guide. Without the written consent or authorization from Shenzhen Makeblock Co., Ltd, any entity or individual may not reproduce, including but not limited to any network media, electronic media or written media.

MAKE X



Appendix 1. Awards and Annual Points

In 2024 season, according to the scale of the competition and the number of teams, the competition will be classified into Points Race/Regional Competition, National Competition, International/Intercontinental Competition, and World Championship. In MakeX Explorer, participating teams can obtain the points according to the number of wins, ties and losses in the match, and each team can voluntarily sign up for all kinds of Points Race throughout the season to accumulate the annual points. The accumulation of annual points is based on the Team Number.

In each competition, the annual points that teams can obtain are based on the win-loss points they get for every single match in qualification round and championship round.

Category	Rounds	Win	Tie	Loss
Points Race/Regional Competition	Qualification	5	2	1
	Elimination (Best of 3)	10	/	2
National Competition	Qualification	10	4	2
	Elimination (Best of 3))	20	/	4
International/Intercontinental Competition	Qualification	15	6	3
	Elimination (Best of 3))	30	/	6

Teams that have won the champion, runner-up, second runner-up and other special awards can obtain additional annual points. For the details of award list, please refer to **2024 MakeX Awards Guide**.

Competition	Awards	Regional	National	Intercontinental
-------------	--------	----------	----------	------------------



Level		/Points Race		
Special Award	Champion	15	30	45
	Runner-up	10	20	30
	Second Runner-up	5	10	15
	Innovative Design Award	-	5	10
	Engineering Notebook Award	-	5	10
Comprehensive Award	Outstanding Mentor Award	-	-	-
	Promotion Ambassador Award	-	5	10
	Technology Sharing Award	-	5	10
	MakeX Spirit Award	-	-	10

For example, team X20000 won the champion in one Points Race, and all the results show as below.

Qualification Round 1	Qualification Round 2	Qualification Round 3	Qualification Round 4	Annual Points from Qualification=13
Win (5)	Loss (1)	Tie (2)	Win (5)	
Top Eight Battle	Semi-final	Final		Annual Points from Elimination=30
Win (10)	Win (10)	Win (10)		

The total annual points that team X20000 obtains = 13+30+15 = 58.



Appendix 2. Engineering Notebook Guideline

*Instruction:

1. The value of engineering notebook: It helps the team establish files and record the whole learning process. Therefore, it is necessary to record engineering notebook during the entire preparation for the competition.

2. Engineering notebook submission: Teams can use online documents or handwriting. No matter which way to use, each team must submit a paper version onsite.

Paper engineering notebook: As the Challenge & Premier programs require the assessment process, one copy of the paper version shall be submitted by each team to the judges onsite. If there is no assessment process (Starter & Explorer), each team will need to submit one copy of the paper version to the staff at the inspection area. Teams that cannot submit the original engineering notebook should prepare their own copies.

3. An engineering notebook will be required for the evaluation of all technical awards. Please refer to the Competition Guide for the evaluation criteria.

Basic Requirements for Cover

The team's name, team number, and competition program must appear on the cover of the engineering notebook.

Basic Requirements for Contents

1. Clear content

Creating content brings convenience for the judges to review and quickly find the corresponding section.

2. Process records (Required)

Every improvement of the robots should be recorded from prototype design, construction, to the debugging. Keep pictures of all manuscripts, design drawings,



calculation processes, circuit diagrams, etc., and insert them into the engineering notebook in the form of pictures.

- 1) Schedule of robot building progress
- 2) Design inspiration/sketch
- 3) Technical principle (it can be disassembled into different parts)
- 4) Production step by step (with clear pictures)
- 5) Problems encountered and solutions

Examples of problems:

What technical failures did you encounter? Why did you fail? How did you solve the problems finally?

What efforts have you made for the robots? What improvements have been achieved?

Does your project progress schedule go as planned? What accidents or delays have occurred? How to fix it?

Have there been any disputes among the team members and how to settle them in the end?

3. Projects summary

- 1) The structure and function of the project (with pictures and text enclosed)
- 2) The technical innovations of the project
- 3) Competition strategies for scoring and defense

4. Team introduction

- 1) A brief biography of each team member and their role on the team
- 2) Culture displaying (logo, team flag, slogan, posters, T-shirt, etc.)
- 3) Excellent achievements sharing (Stories)

5. Feelings and other things you want to share (optional)

- 1) Achievement in the competition (Technical)
- 2) Growth in the competition (Spiritual)
- 3) Suggestions for competition

Appendix 3. Robot Self-Check Form

MakeX Explorer Digital Pioneer

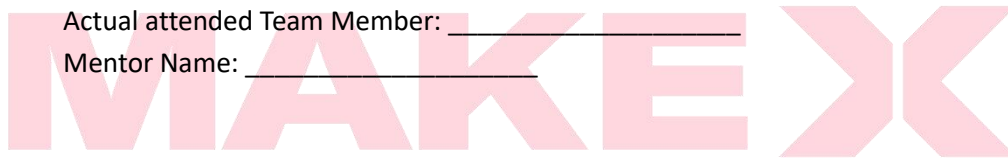
Robot Self-Check Form

Please follow the requirements of the self-checklist and check the box if your robot meets the requirements. And submit the signed self-checklist during the inspection day. Thanks for your cooperation.

Team Number: _____ Team Name: _____

Actual attended Team Member: _____

Mentor Name: _____



1. Basic Information
Robot Mainboard Number: _____ (A 12-bit code consist of numbers and alphabet, please find from the CyberPi) Total quantity of mainboard: 1 <input type="checkbox"/> Yes
Robot Size: Length _____ mm, Wide _____ mm, Height _____ mm. (Robot size should not exceed: length 320mm, width 320mm, height 450mm. Please measure your robot and fill in the maximum extension size)
Robot Wheel Diameter: _____ mm (Should not exceed 70mm)
Robot Weight: _____ kg (Should not exceed 6kg)
Netflix Flag: Length _____ mm, Wide _____ mm (Flag surface is no less than 200mm(length)* 150mm(wide). The team surface shall contains of "team name". Magnetic materials are prohibited for the suspension parts. Hard materials are allowed for the flagpole part, the dimension of which should not be more than 200mm (L) * 10mm (W) * 10mm (H))



2. Equipment			
Name and quantity of motors(quantity ≤4): (Please write down specific name, type and quantity) Name of quantity of servos(quantity ≤4): (Please write down specific name, type and quantity) Total quantity of motors and servos ≤8 <input type="checkbox"/> Yes			
Quantity of Bluetooth controller is 1 <input type="checkbox"/> Yes Wireless control: Bluetooth version: BT4.0 <input type="checkbox"/> Yes			
Name and parameters of battery: (18650 Lithium-ion , 3.7V 2500mAh) <input type="checkbox"/> Yes External battery:(21700Battery Pack 3.7V 8000mAh 3C) <input type="checkbox"/> Yes			
Others			
No.	Items	Specific Requirements	Meet required States
1	Safety Protection	The robot's structure that may do harm to people is required to ensure safety protection in the process of robot loading, unloading and transporting.	<input type="checkbox"/> Meet required States
2	Competition arena Destruction	Competition arena destruction is prohibited in the process of robot loading, unloading and transporting.	<input type="checkbox"/> Meet required States
3	High-power Equipment	High power equipment is not available during competition and preparation.	<input type="checkbox"/> Meet required States
4	Energy Storage Equipment	Please keep safe while using energy storage devices (springs).	<input type="checkbox"/> Meet required States
5	Banned Material	Robots are not allowed to use the flammable gases, pyrotechnic equipment, hydraulic components, mercury-containing components, exposed hazardous materials, unsafe counterweights, designs that may cause entanglement and competition delays, sharp edges and angles, materials containing liquids or gelatinous substances, and any part that the electric current on the robot may be conducted to	<input type="checkbox"/> Meet required States



		the competition area.	
6	Personal Safety	Long hairs shall be tied up; contestants are prohibited from wearing toe-baring shoes to enter the competition area.	<input type="checkbox"/> Meet required States
7	Sensor	Robots are prohibited from using any sensors that can interfere with the sensory capabilities of other robots	<input type="checkbox"/> Meet required States
8	Self-made Parts	Teams can use self-made parts by 3D printing or corrugated cardboard, woods, acrylic and Rubber band, etc. All self-made parts cannot have producers' logo.	<input type="checkbox"/> Meet required States
9	Mechanical Parts	Teams can use self-made mechanical parts by 3D printing or laser cutting. Teams must not use commercial structures with mature design, including but not limit to multi-DOF robotic arms or hands.	<input type="checkbox"/> Meet required States

Our team has checked our own robot according to the self-check form and has filled in the actual data on this form and submitted it to MakeX Robotics Committee. We promise that we will participate in the competition in the above state and will report any changes in time. During the competition, if the robot does not comply with the requirement or our team uses any in-compliance robot, the competition result will be disqualified and all responsibilities will be taken by the team without objection.

Team Leader Signature:

Date:



Appendix 4. MakeX Explorer Eco-Pioneer Score Sheet

MAKE X ROBOTICS COMPETITION

2024 MakeX Explorer Digital Pioneer-Scoring Sheet

Competition Info: Qualification Round / Elimination Round (Arena) No. ___ (Session)

Team Registration	Match Points				Winner
Red Alliance	Red Alliance Score & Quantity		Blue Alliance Score & Quantity		Red Alliance
Team 1 (No.):	100points/each		Hanging Robot 100points/each	100points/each	
Team 2 (No.):	50points/flag		Team Flag 50points/flag	50points/flag	
Blue Alliance	20points/each		Red/Blue ball 20points/each	20points/each	
Team 1 (No.):	40points/each		Cone 40points/each	40points/each	
Team 2 (No.):			Penalty		
			Total Points		

Captain of Red Alliance:	Referee of Red Alliance:	Remark <i>(If there's any disagreement about the results, please write down the situation clearly and sign here.)</i>
<i>(Please confirm the scoring results and sign here)</i>	<i>(Please confirm the scoring results and sign here)</i>	
Referee of Red Alliance:	Referee of Blue Alliance:	
<i>(Please confirm the scoring results and sign here)</i>	<i>(Please confirm the scoring results and sign here)</i>	



Appendix 5. Competition Resources

Competition resources include but are not limited to official resources provided by the committee, such as Competition Guide, Equipment Instructions, Rules Videos, etc.

The contestants are obliged to keep abreast of the update of competition resources before the competition, and any problems caused by the contestants' failure to keep abreast of the updates shall be borne by the contestants themselves. All official competition resources will be updated in MakeX Website.

MakeX Robotics Competition Committee will revise and improve the Rules Guide with the progress of the competition and the new version will be announced in MakeX Website. The contestants and mentors can download the latest version in MakeX Website.

MakeX Website Download <https://www.makex.cc/en/information/download>.

MakeX Official Website: <https://www.makex.cc/en>.

Any Feedback & Question Please Sent to:

makex_overseas@makeblock.com

MAKEX

Edited By Makex Robotics Competition Committee

Official Website:
www.makex.cc/en

Email:
makex_overseasa@makeblock.com

 Facebook : Makex

RULES GUIDE
MAKEX EXPLORER