

Plandemic and Beyond:COVID19 A Scholar's Obligation in an Age of Corruption

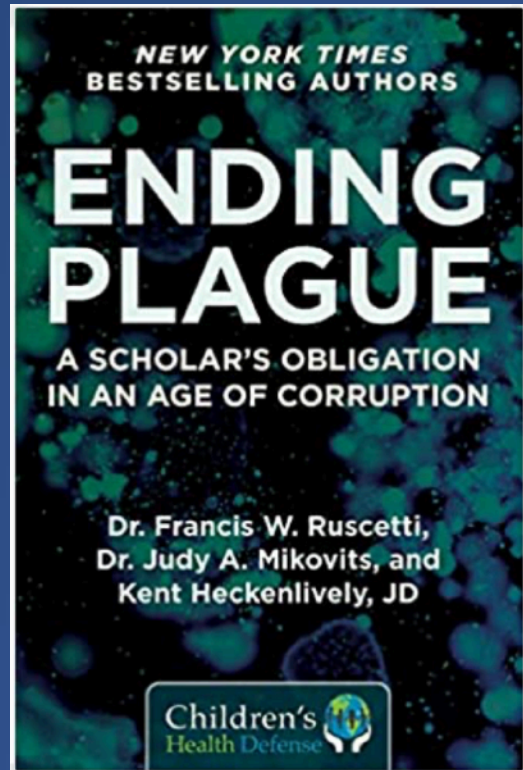
2024 GOD WINS

we are the medicine
our love is our power

MICRONIC

SILVER

TRU47



- Obligation to Educate
- Opportunity to learn
 - Recognize how the criminal forces of Media FDA,CDC, NIH lawyers conspire to perpetrate fraud

OPPORTUNITY TO FORM ALLIANCES!
**Together we can END FOREVER the Century-Long
PLAGUE of CORRUPTION**

Dr. Judy A. Mikovits
PhD Biochemistry Molecular Biology

www.plaguethebook.com

805-797-6967

Dr Lee Merritt MD & I at the Restore Freedom Rally by
FreedomLawSchool.org, finally met in person & realized
we speak about the same thing from 2 different
perspectives, exposing the genocide agenda.
rumble.com/v2707t4-dr-jud...
#ExcessDeaths #truth #vaccinegenocide #Health
#love



6:47 AM · Jan 26, 2023 · 44.4K Views



Judy A. Mikovits PhD @DrJudyAMikovits · 11m

Here another solution from my presentation at ReAwaken America:
DMG, to silence reactivated viruses!
Behavior DMG: shop.therealdrjudy.com/behavior-balan...
ProLeanGreen: shop.therealdrjudy.com/pro-lean-green...
Recovery Bundle: shop.therealdrjudy.com/dr-j-s-recover...

@TheClayClark #truth #wednesdaythought #Health #news #COVID

Stop Shedding / Transmission: XMRVs & Synthetic Lipid Nano Particles (COVID 19 shot)

Watch again

Detoxing that synthetic Lipid Nano Particle (SARS-CoV2 virus & COVID Manifesting)

• Gene therapies
• Secreted Pro Inflammatory mediators
• Choline Deficient, MMA, CBS

0:00

5 15 655



THE LIBERTY SERIES | SAVE THE DATE

Special Event with
Dr. Sherri Tenpenny

Godspeak Calvary Chapel
320 Via Las Brisas, Newbury Park, CA 91320
WEDNESDAY, MARCH 6, 2023 | 6PM-8PM

VACCINE AIDS = COVID19

Autoimmune, Autoinflammatory Disease & Cancer *Unintended* Consequences of 3 DECADES LIABILITY FREE VACCINES

Prostate Cancer*	Crohn's Disease*	Gulf War Syndrome*
Breast Cancer *	Hashimoto's Thyroiditis*	Autism / ASD*
Multiple Myeloma*	Polymyositis*	Multiple Sclerosis*
Non-Hodgkins Lymphoma*	Sjogren's Syndrome *	Parkinson's*
Chronic Lymphocytic Leukemia*	Bechet's Disease*	ALS*
Mantle Cell Lymphoma*	Primary Biliary Cirrhosis*	Fibromyalgia*
Hairy Cell Leukemia*	Inflammatory Bowel Disease*	Chronic Lyme Disease*
Bladder Cancer *	Psoriasis, Dermatitis	OCD*
Colorectal Cancer*	Diabetes*	ADHD*
Kidney Cancer *	Cardiovascular Disease*	PTSD*
Ovarian Cancer*	ME / CFS*	Psychosis*
* <i>Neuroendocrine Tumors</i>	Lupus/SLE*	Rheumatoid Arthritis*

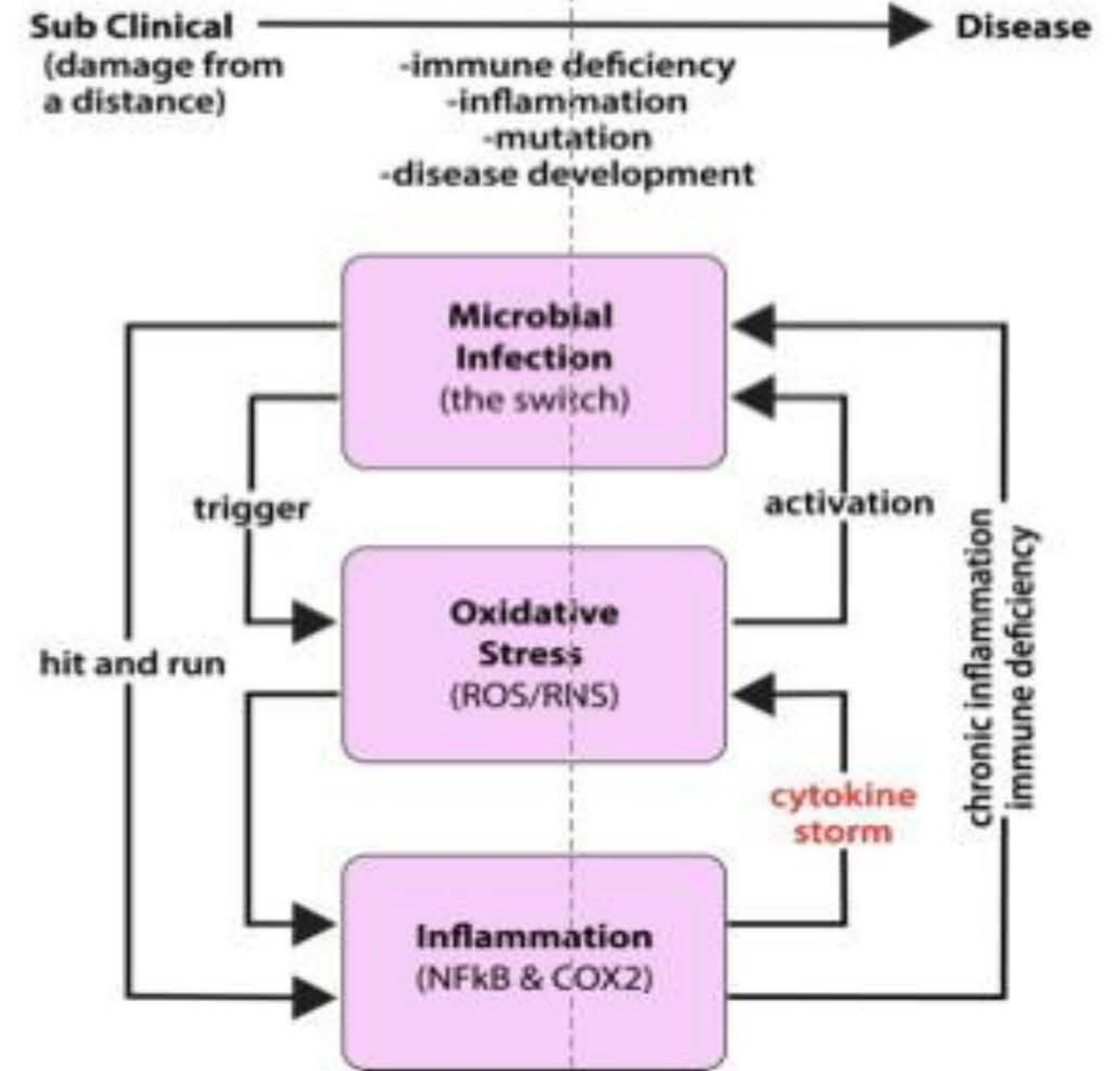
KEY to IMMUNITY is do not defile the TEMPLE of GOD
NEVER GET ANOTHER VACCINE

Effects of environmental change on zoonotic disease risk: an ecological primer

HAZARDS of GMOS: ALL Vaccines are GMO

1. Uncontrollable, unpredictable impacts on safety due to the genetic modification process *
 - Scrambling the host genome *
 - Widespread mutations *
 - Inactivating genes *
 - Activating genes *
 - Creating new transcripts (RNAs) including those with regulatory functions *
 - Creating new proteins *
 - Creating new metabolites or increasing metabolite to toxic levels *
 - Activating dormant viruses *
 - Creating new viruses by recombination of viral genes in GM insert with those in the host genome *
2. Toxicity of transgene protein(s) introduced (intentionally or otherwise)
 - Transgene protein toxic *
 - Transgene protein allergenic or immunogenic *
 - Trangenic protein becoming allergenic or immunogenic due to processing *
 - Unintended protein created by sequence inserted may be toxic or immunogenic
3. Effects due to the GM insert and its instability *
 - Genetic rearrangement with further unpredictable effects *
 - Horizontal gene transfer and recombination *
 - Spreading antibiotic and drug resistance *
 - Creating new viruses and bacteria that cause diseases
 - Creating mutations in genomes of cells to which the GM insert integrate including those associated with cancer *
4. Toxicity of herbicides used with herbicide tolerant GM crops *

Vaccines (Synthetic Virus/Poison):
1/2 day taught Medical School

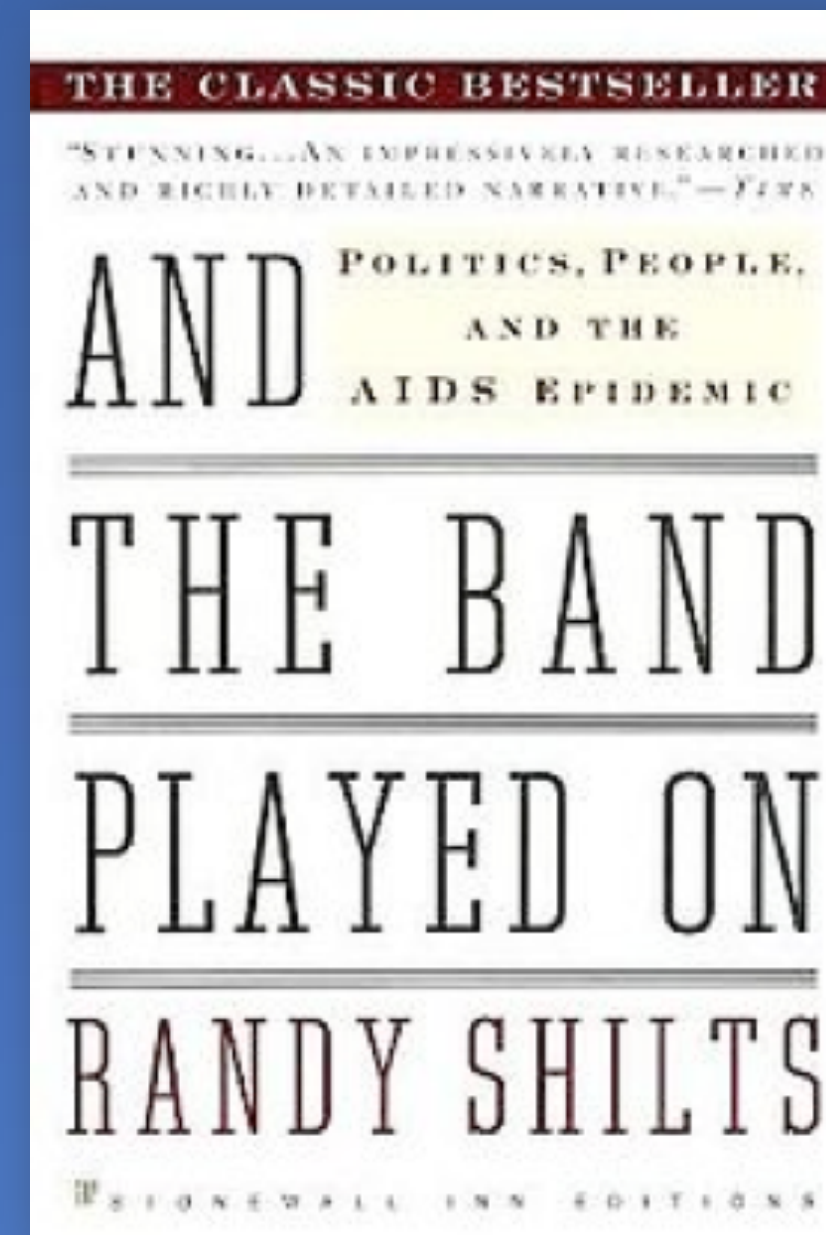

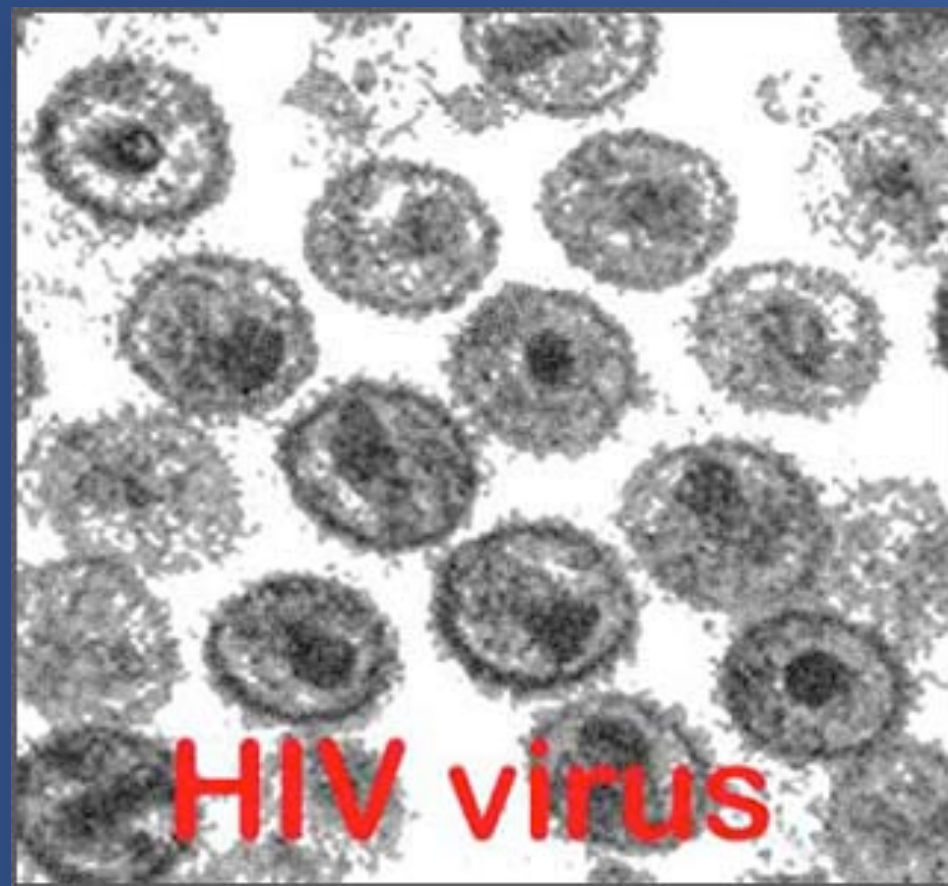


GMOS cause aberrant expression of animal retroviruses, end up in milk, food!

Vaccination is not Immunization, It's Extermination/Sterilization

HIV=FIRST GOF Injected in HBV vaccine & AZT In Asymptomatic Carriers

LAV Isolation in GRID-
1982



[AIDS](#). 2016 Sep 24;30(15):2289-98. doi: 10.1097/QAD.0000000000001201.

Standard vaccines increase HIV-1 transcription during antiretroviral therapy.

[Yek C¹](#), [Gianella S](#), [Plana M](#), [Castro P](#), [Scheffler K](#), [García E](#), [Massanella M](#), [Smith DM](#).

Author information

Abstract

OBJECTIVES: Curative strategies using agents to perturb the HIV reservoir have demonstrated only modest activity, whereas increases in viremia after standard vaccination have been described. We investigated whether vaccination against non-HIV pathogens can induce HIV transcription and thereby play a role in future eradication strategies.

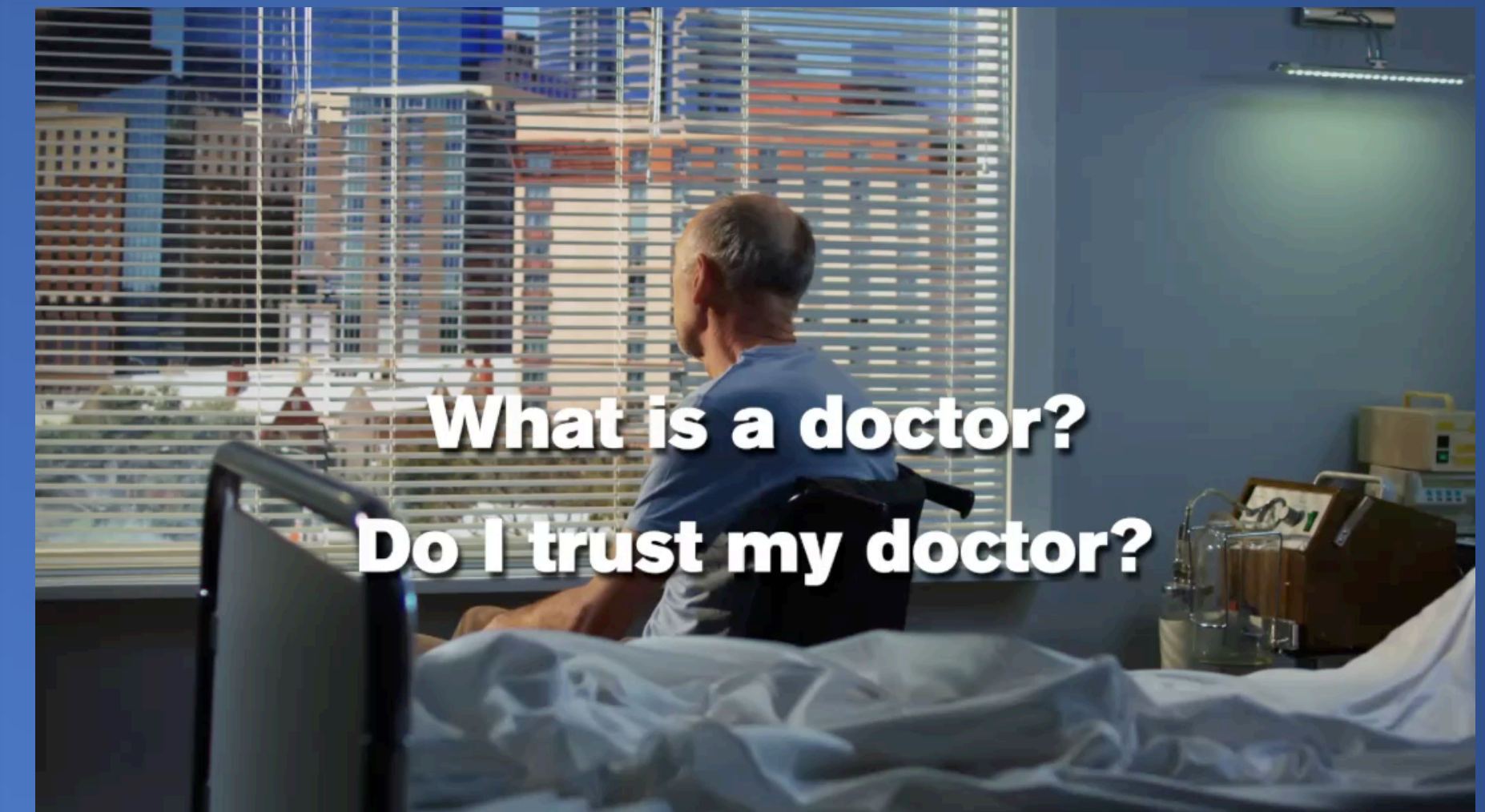
HIV First Fauci GOF 1984
HIV/LAV EM Antibodies
DIFFERENT

November 7, 1991 MAGIC TESTS POSITIVE FOR HIV ANTIBODIES
November 14, 1991 MIKOVITS THESIS: HIV Latency in Monocyte

HIV DID NOT EXIST IN NATURE

HIV COULD NOT CAUSE AIDS IF INNATE IMMUNITY Healthy

Purging parasitic POS: Infection By Injection



**What is a doctor?
Do I trust my doctor?**

**in 1991 ONE million Americans were Infected with HIV
in 2010 when studies showed between 10-25 Million Americans were infected with XMRVs
which likely got into humans via contaminated blood and vaccines**

Expression of Xeno/Synthetic Syncytin in COVID vaccines, result in female infertility and the development of cancer

Head of Pfizer Research: Covid Vaccine is Female Sterilization

Health & Money News / December 2, 2020 / News

The vaccine contains a **spike protein (see image) called syncytin-1**, vital for the formation of human placenta in women. If the vaccine works so that we form an immune response AGAINST the spike protein, we are also **training the female body to attack syncytin-1**, which could lead to infertility in women of an unspecified duration.



- Syncytin expressed from HERV required for **placenta** formation in mammals

- part of the Spike Protein expected to make Antibodies

- Pfizer filed for Emergency Approval, December 2020



An endogenous retroviral envelope syncytin and its cognate receptor identified in the viviparous placental *Mabuya* lizard

Guillaume Cornelis^{a,b,1,2}, Mathis Funk^{a,b,1}, Cécile Vernochet^{a,b}, Francisca Leal^{c,3}, Oscar Alejandro Tarazona^{c,4}, Guillaume Meurice^d, Odile Heidmann^{a,b}, Anne Dupressoir^{a,b}, Aurélien Miralles^e, Martha Patricia Ramirez-Pinilla^c, and Thierry Heidmann^{a,b,5}

^aUnité Physiologie et Pathologie Moléculaires des Rétrovirus Endogènes et Infectieux, CNRS UMR 9196, Gustave Roussy, Villejuif, F-94805, France; ^bUMR 9196, Université Paris-Sud, Orsay, F-91405, France; ^cLaboratorio de Biología Reproductiva de Vertebrados, Escuela de Biología, Universidad Industrial de Santander, 680002 Bucaramanga, Colombia; ^dPlateforme de Bioinformatique, INSERM U523/CNRS UMS3655, Gustave Roussy, Villejuif, F-94805, France; and ^eInstitut de Systématique, Évolution, Biodiversité, Muséum National d'Histoire Naturelle, CNRS UPMC EPHE, Sorbonne Universités, Paris, F-75005, France

Edited by R. Michael Roberts, University of Missouri-Columbia, Columbia, MO, and approved October 26, 2017 (received for review August 23, 2017)

Significance

Retroviral envelope gene capture and exaptation for a placental function has been demonstrated in mammals. Remarkably, placental structures have also emerged on rare occasions in nonmammalian vertebrates, resulting in related modes of reproduction. The *Mabuya* lizard, which emerged 25 Mya, possesses a placenta closely related to that of mammals. Here, we identified a specific retroviral envelope gene capture that shows all the characteristic features of a bona fide mammalian syncytin, being conserved in *Mabuya* evolution, expressed in the placenta, and fusogenic. Together with the present identification of its cognate receptor, these results show that syncytin capture is not restricted to mammals and is likely to be a major driving force for placenta emergence.



2006

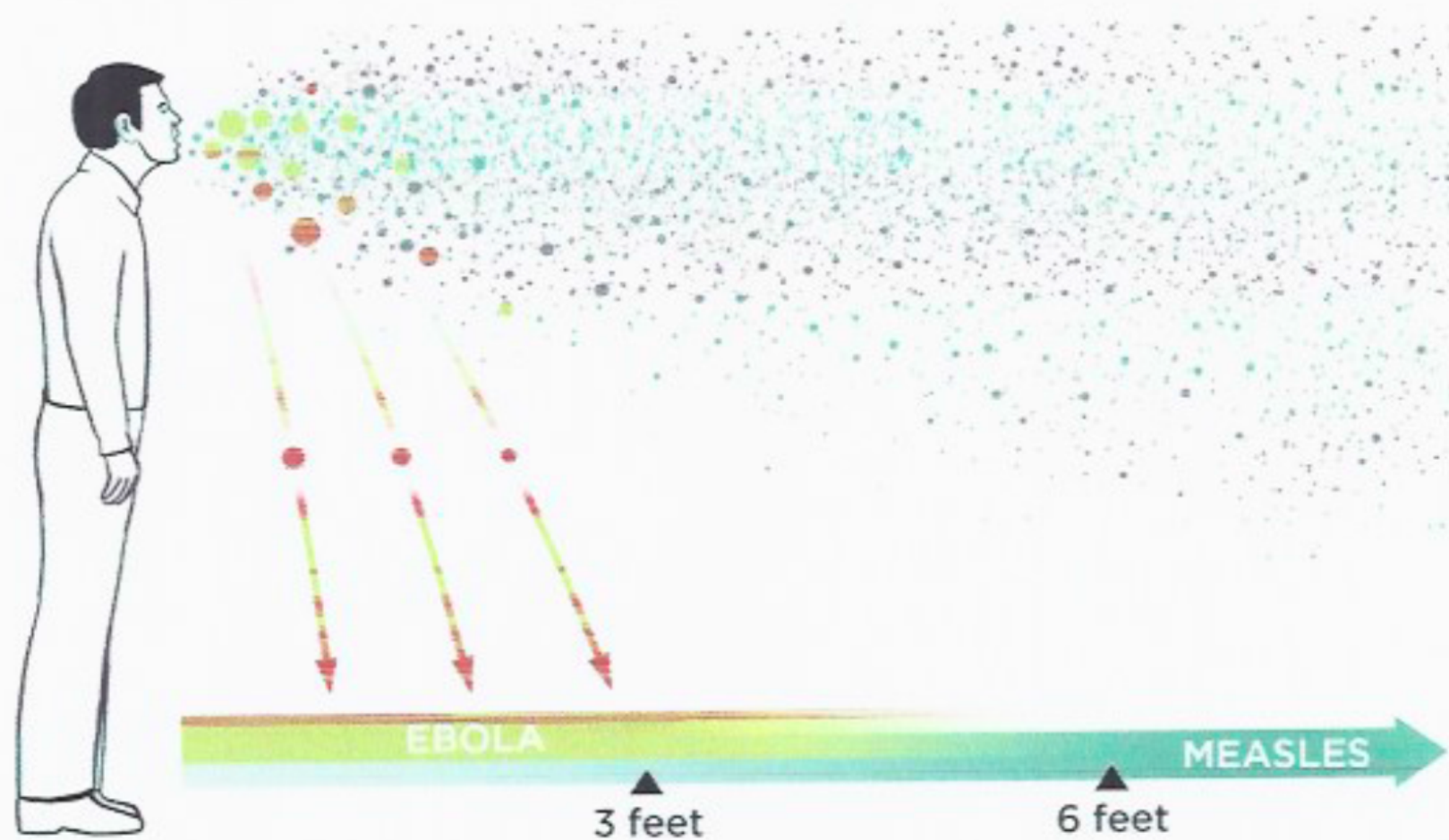
Cannot mandate abortion

XMRVs: of MICE, Monkey & Manufactured Viruses generated Human Xenotransplantation: BIOWEAPONS Masquerading as Vaccines.

Ebola In The Air: What Science Says About How The Virus Spreads

DECEMBER 01, 2014 12:29 PM ET

MICHAELEEN DOUCLEFF



Viruses can spread through the air in two ways: inside large droplets that fall quickly to the ground (red), or inside tiny droplets that float in the air (gray). In the first route, called droplet transmission, the virus can spread only about 3 to 6 feet from an infected person. In the second route, called airborne transmission, the virus can travel 30 feet or more.

Adam Cole/NPR

Here's an Ebola puzzle for you: If the virus isn't airborne, why do doctors and nurses need to wear full protective suits, with face masks, while treating patients?

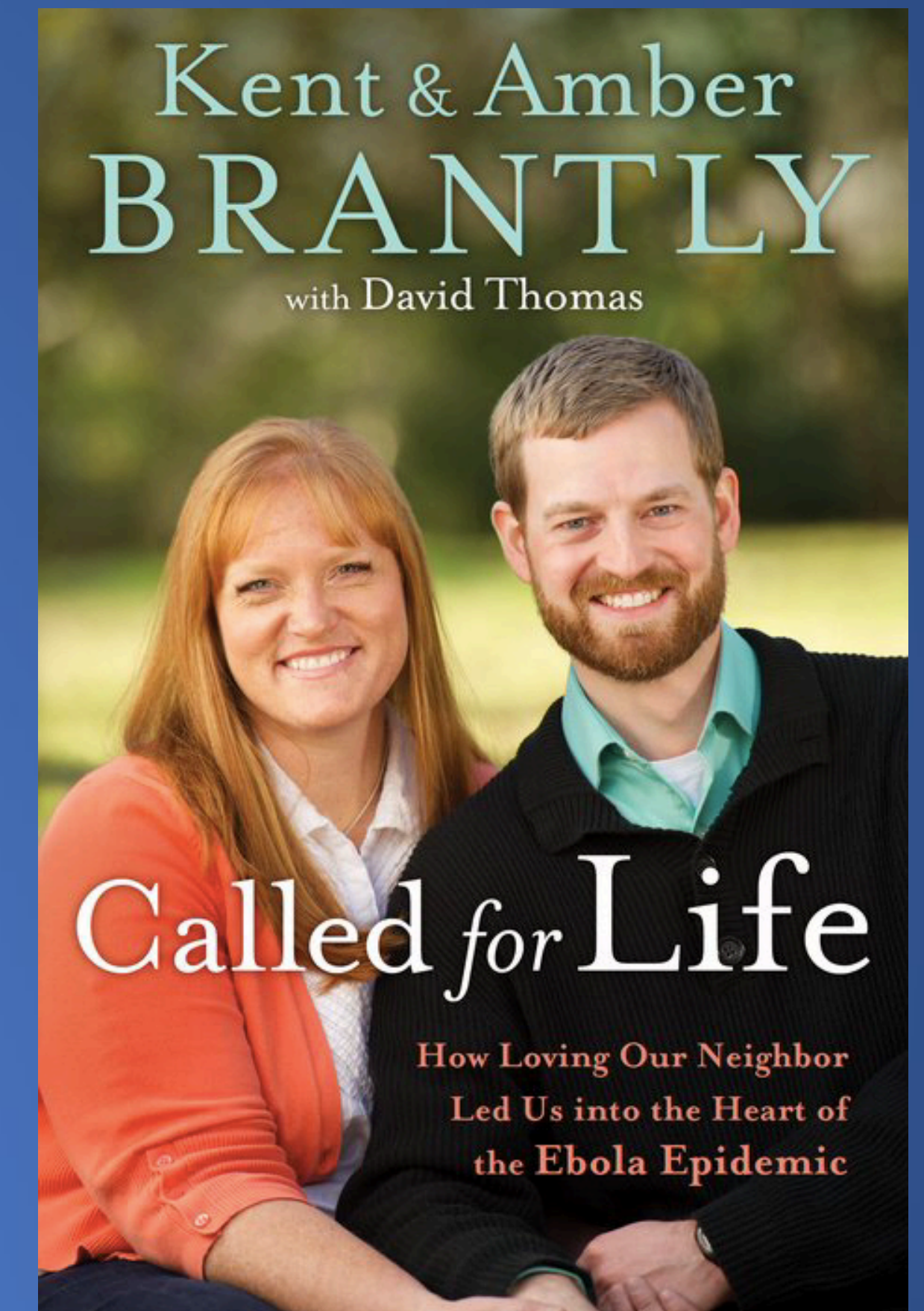
2014 Ebola Outbreak in Liberia : Zaire Strain
By Way of BSL4 Facility Ft Detrick MD

Ft Detrick houses National Cancer Institute
and USAMRIID

uHarold Varmus was NIH Director who implemented the xenotransplantation program in 1999. This included xenografts for cancer research, gene therapy. Varmus also started the NIH Vaccine Research Program.

uMany infectious diseases of animals can be transmitted to humans via routine exposure to or consumption of animals (e.g., rabies). Viruses that are not pathogenic in their natural host reservoirs may, in some cases, be highly pathogenic when transmitted to a new host species. Several zoonotic viruses have produced significant outbreaks when introduced into human hosts under normal circumstances of exposure (e.g., Ebola, Hanta Virus, Influenza).

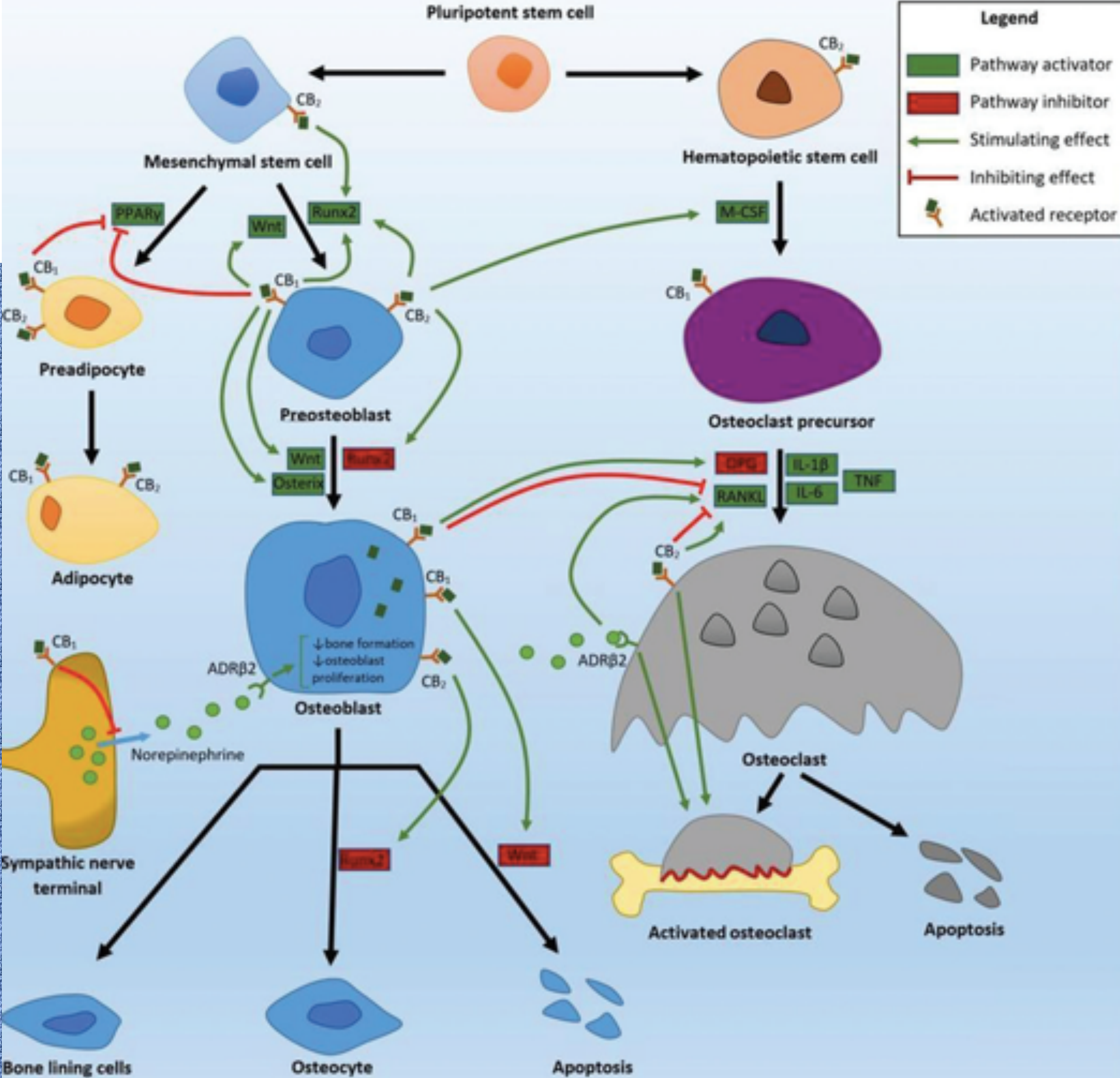
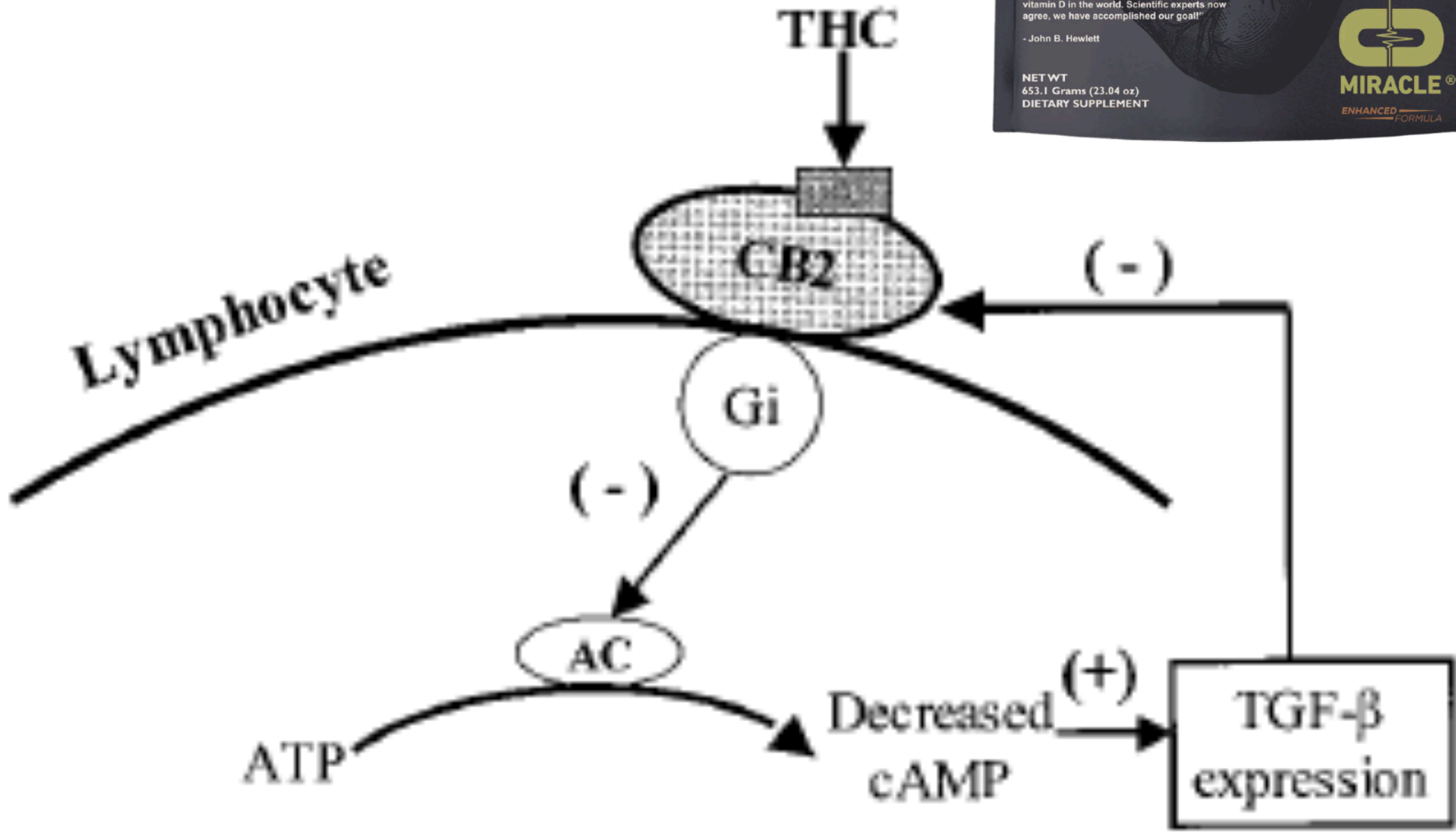
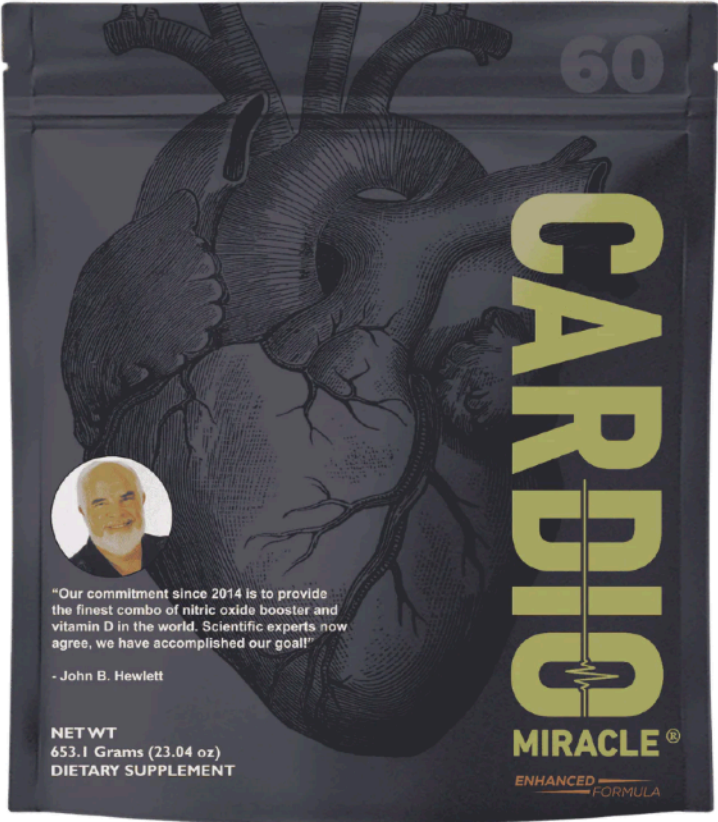
2014 EBOLA Plandemic



Review

Ion Channel Functions in Early
Brain Development

Richard S. Smith^{1,*} and Christopher A. Walsh^{1,*}



PhDs/scientists educate MDs, NDs, DOs, DCs, PAs, nurses, pastors...



Dr J Solution



Category

- Restorative Living
- ☒ Restorative Living
- Health and Wellness
- Life Sciences

Price

ABOUT

Welcome to Dr. J Solution.

Dr. Mikovits earned a BA in Chemistry from University of Virginia in 1980 and a PhD in Biochemistry and Molecular Biology from George Washington University in 1992. In her forty-year quest to understand the causes, prevention and treatment of chronic diseases, she has co-authored seminal papers culminating at least a decade of research in each of four fields: Immunology, natural products chemistry, epigenetics, and HIV/AIDs drug development.

In 2009, Dr Mikovits led the team that first isolated and characterized a new family of human disease-associated retroviruses, XMRVs. Dr Mikovits has co-authored more than 50 peer reviewed publications and book chapters, and holds a patent for Combination Therapy for Prostate Cancer using Botanical Compositions and Casodex.



PROGRAMS



Restorative Living > Restorative Living

The Plague Book Series
Deep Dive

Educator: [Dr. Judy Mikovits](#)



Health and Wellness > Health and Wellness

Epigenetics 1: The
Epigenetics in Cancer
Healing with Bryan Ardis

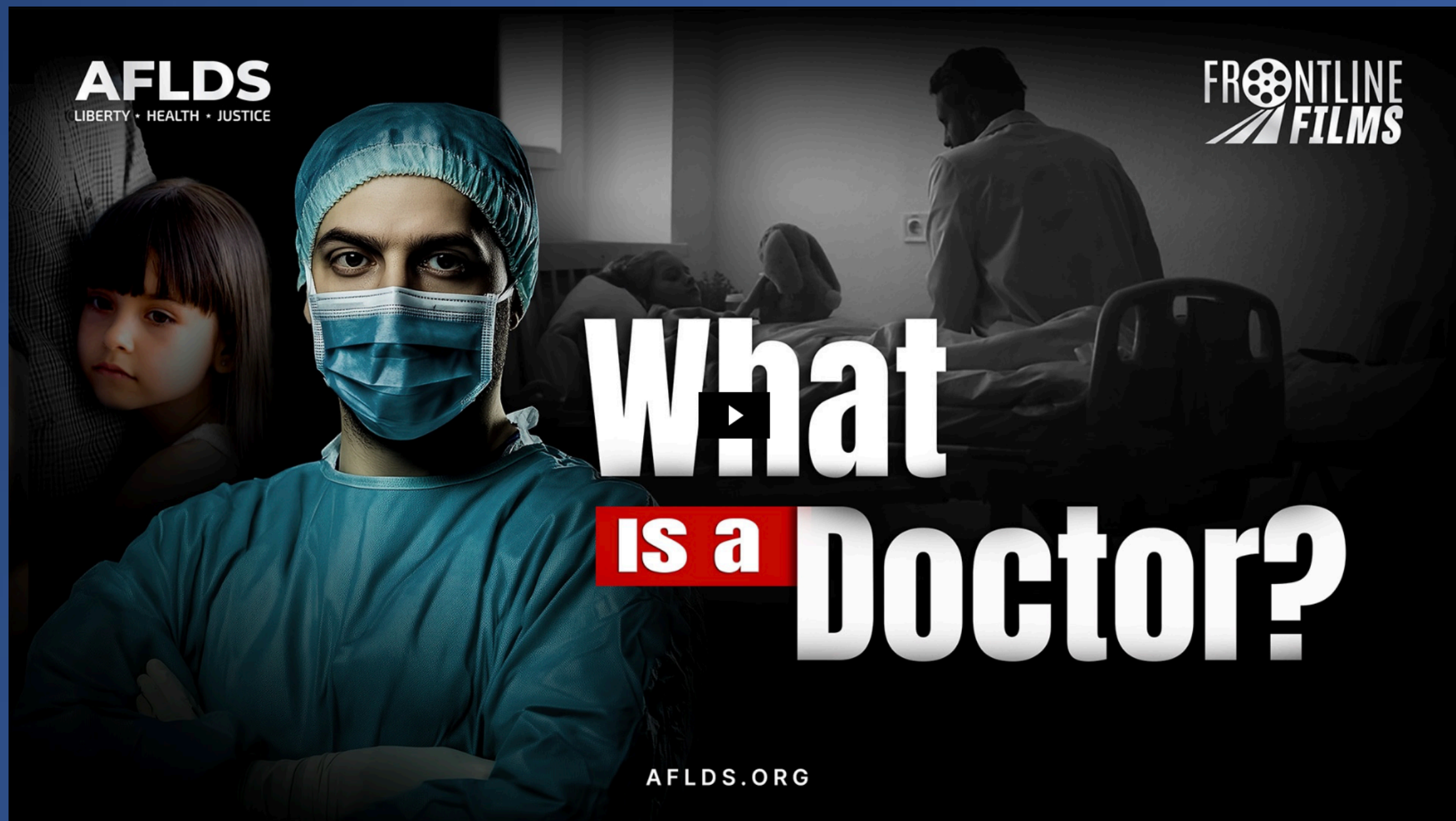
Educator: [Dr. Judy Mikovits](#)



Health and Wellness > Health and Wellness

Epigenetics 2: The
Epigenetics of Thought:
Unlocking the Power of...

Educator: [Dr. Judy Mikovits](#)



An Eroded Trust

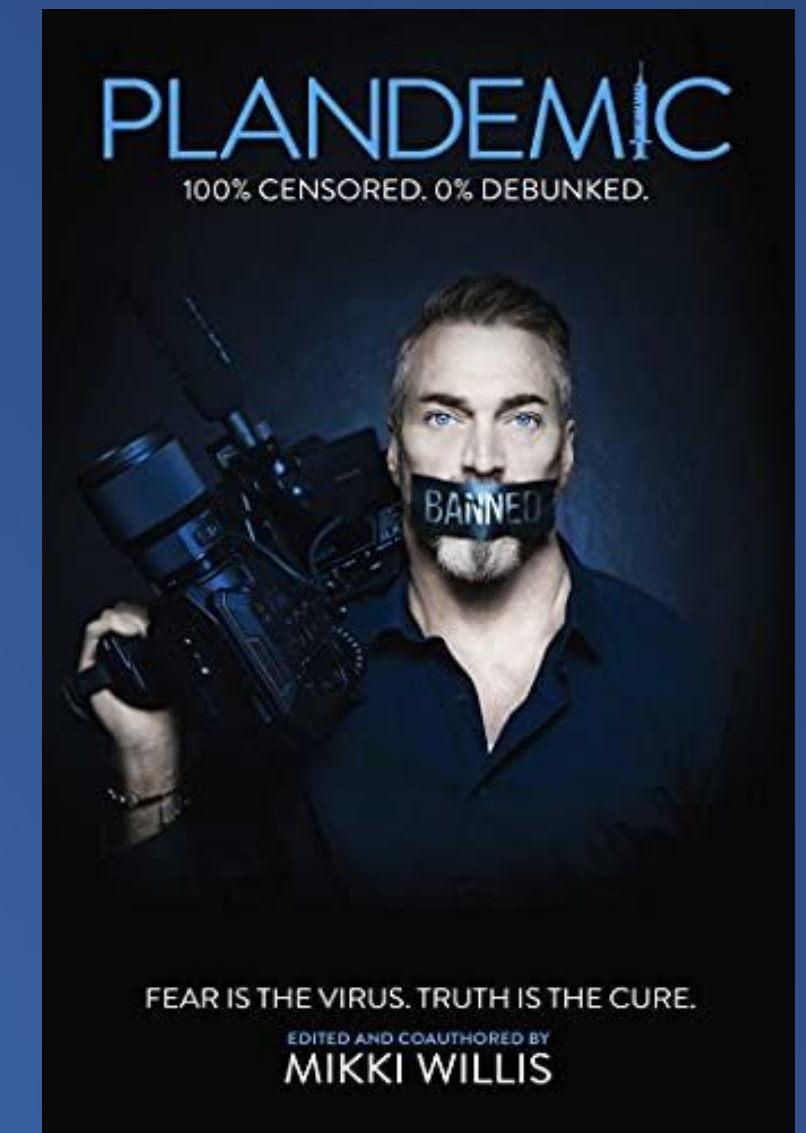
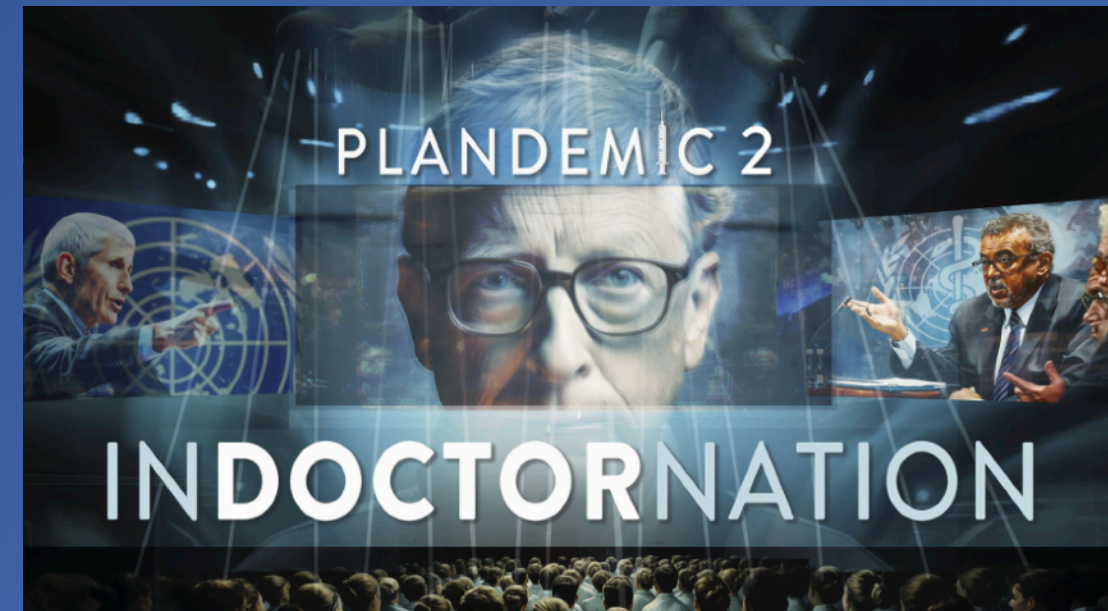


Rise in Corporate Greed

**“The Truth Hurts
But Silence Kills”**

-Mark Twain

Plandemic.com



Every time I ask pastor Rob for advice, he says: You know, make sure it's of God.



And then do it with all your heart, soul, mind and body.