

Purging parasitic POS: Infection By Injection



**in 1991 ONE million Americans were Infected with HIV
in 2010 when studies showed between 10-25 Million Americans were infected with XMRVs
which likely got into humans via contaminated blood and vaccines**

VACCINE AIDS = COVID19

Autoimmune, Autoinflammatory Disease & Cancer *Unintended* Consequences of 3 DECADES LIABILITY FREE VACCINES

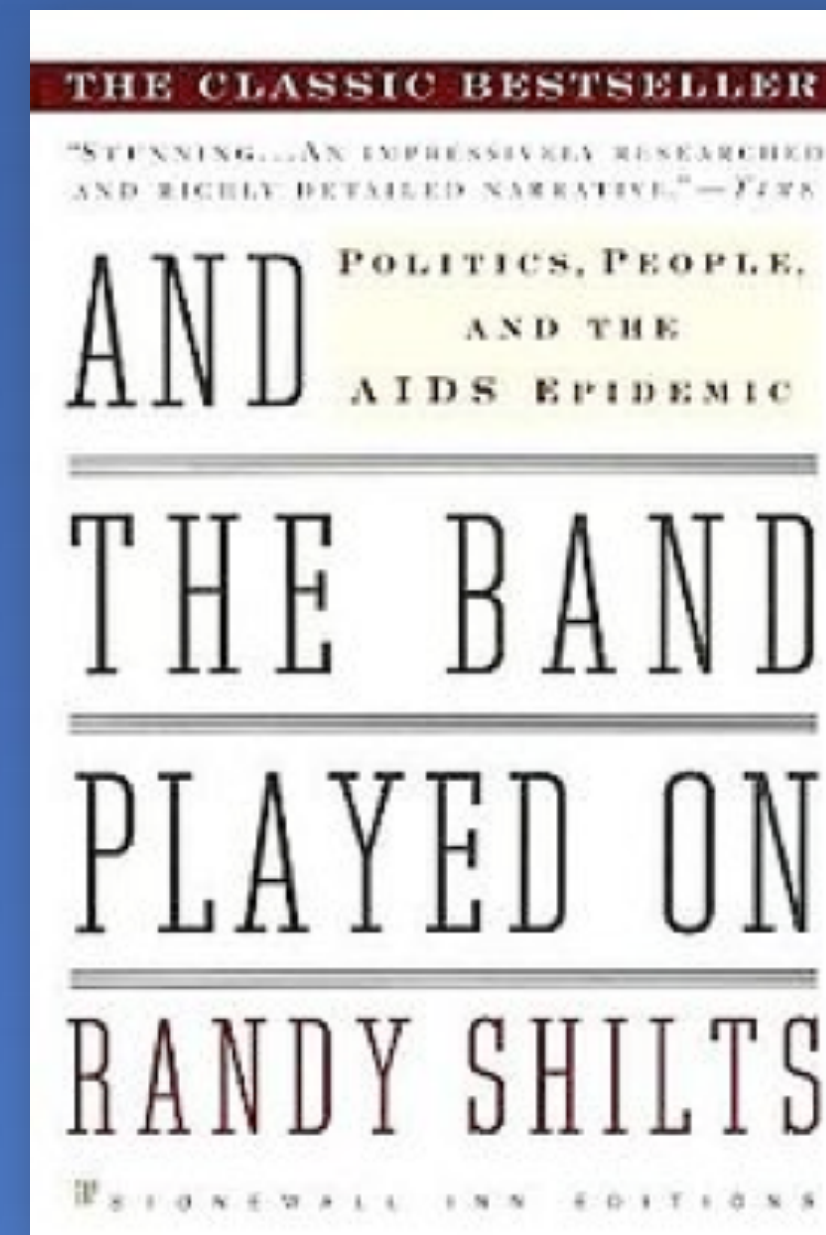

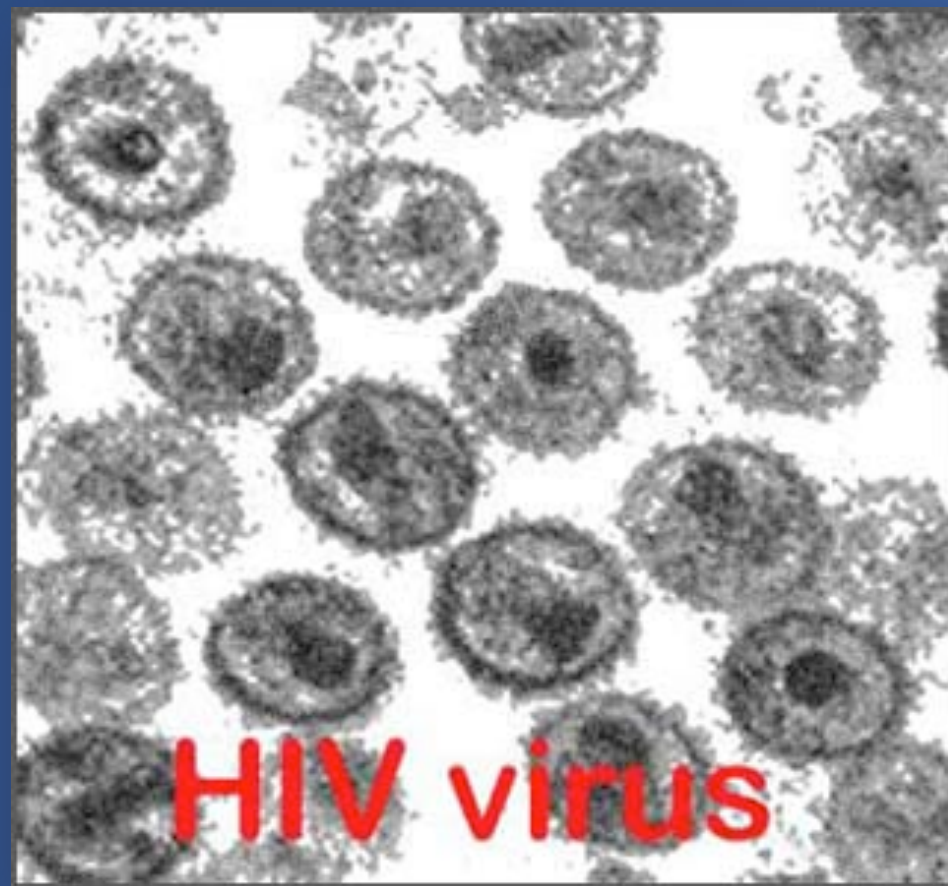
Prostate Cancer*	Crohn's Disease*	Gulf War Syndrome*
Breast Cancer *	Hashimoto's Thyroiditis*	Autism / ASD*
Multiple Myeloma*	Polymyositis*	Multiple Sclerosis*
Non-Hodgkins Lymphoma*	Sjogren's Syndrome *	Parkinson's*
Chronic Lymphocytic Leukemia*	Bechet's Disease*	ALS*
Mantle Cell Lymphoma*	Primary Biliary Cirrhosis*	Fibromyalgia*
Hairy Cell Leukemia*	Inflammatory Bowel Disease*	Chronic Lyme Disease*
Bladder Cancer *	Psoriasis, Dermatitis	OCD*
Colorectal Cancer*	Diabetes*	ADHD*
Kidney Cancer *	Cardiovascular Disease*	PTSD*
Ovarian Cancer*	ME / CFS*	Psychosis*
* <i>Neuroendocrine Tumors</i>	Lupus/SLE*	Rheumatoid Arthritis*

KEY to IMMUNITY is do not defile the TEMPLE of GOD
NEVER GET ANOTHER VACCINE

Vaccination is not Immunization, It's Extermination/Sterilization

HIV=FIRST GOF Injected in HBV vaccine & AZT In Asymptomatic Carriers

LAV Isolation in GRID-
1982



[AIDS](#). 2016 Sep 24;30(15):2289-98. doi: 10.1097/QAD.0000000000001201.

Standard vaccines increase HIV-1 transcription during antiretroviral therapy.

Yek C¹, Gianella S, Plana M, Castro P, Scheffler K, García E, Massanella M, Smith DM.

Author information

Abstract

OBJECTIVES: Curative strategies using agents to perturb the HIV reservoir have demonstrated only modest activity, whereas increases in viremia after standard vaccination have been described. We investigated whether vaccination against non-HIV pathogens can induce HIV transcription and thereby play a role in future eradication strategies.

HIV First Fauci GOF 1984
HIV/LAV EM Antibodies
DIFFERENT

HIV DID NOT EXIST IN NATURE

November 7, 1991 MAGIC TESTS POSITIVE FOR HIV ANTIBODIES
November 14, 1991 MIKOVITS THESIS: HIV Latency in Monocyte

HIV COULD NOT CAUSE AIDS IF INNATE IMMUNITY Healthy

HIV GP120 Spike : GPR15 is a G-Protein that acts as a Chemokine receptor for HIV

“Lyme” disease=HIV Neuro AIDS also implicated in Various Lymphoma

- ANTIBODY Test identified XMRV ENV/Spike Syncytin pathology
 - Including infection of brain microglia
 - Infection and dysregulation of gut tight junctions
 - Vasculitis
 - Inflammatory dysfunction: cytokine/chemokine
 - autoimmunity



International Journal of
Molecular Sciences



Article

G Protein-Coupled Receptor 15 Expression Is Associated with Myocardial Infarction



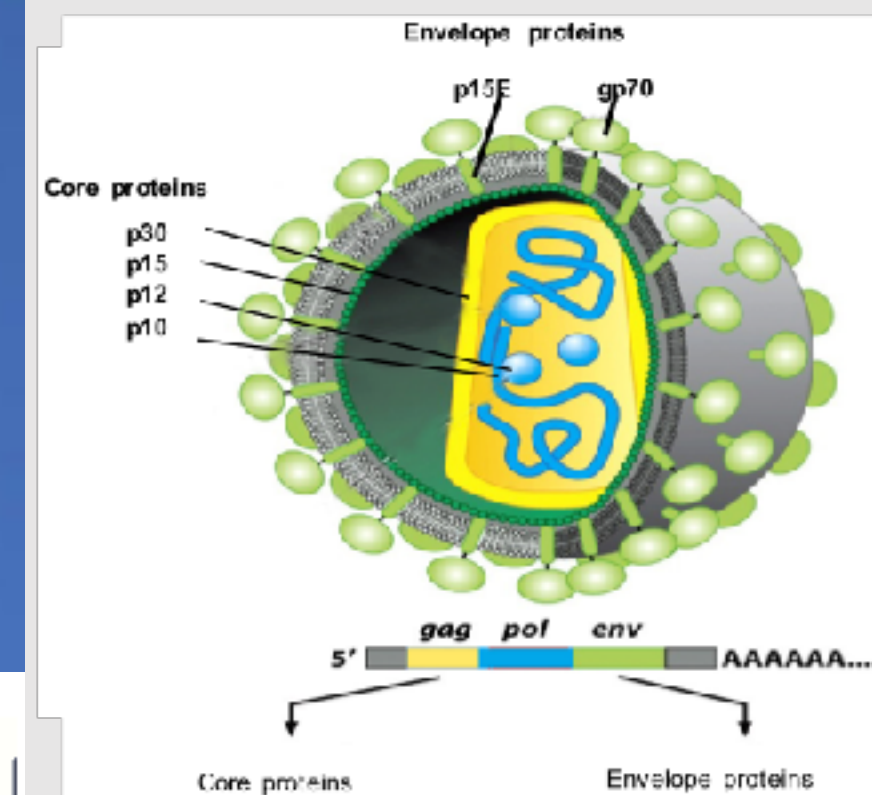
*brain
sciences*



Review

Lyme Neuroborreliosis: Mechanisms of *B. burgdorferi* Infection of the Nervous System

Xenotropic Murine Leukemia Virus-Related Virus (XMRV)



Xenotropic/Polytropic MLV




Like mouse xenotropic MuLV, XMRV uses the Xpr-1 receptor to enter cells (Dong et al., PNAS, 2007)

An infectious clone was constructed and sequenced and found to be a novel gammaretrovirus (Dong et al., PNAS, 2007)

XMRV proviral integration occurs preferentially in CpG islands: gene promoters (Kim et al., JVirol, 2008)

and *GPR15* [129]. Of the genes identified, only *GPR15* is associated with an immune response [154]. *GPR15* is a G-protein coupled receptor that acts as a chemokine receptor for human immunodeficiency virus (HIV) 1 and 2, and has been implicated in various lymphomas [154]. *CCDC163P* and *ZNF266* are involved in protein binding, with the latter

Mikovits and Ruscetti file the patent for the PCR detection XMRV and Variants: SARSCOV2, XMRV2/Omicron April 6, 2010




UNITED STATES PATENT AND TRADEMARK OFFICE

UNITED STATES DEPARTMENT OF COMMERCE
United States Patent and Trademark Office
Address: COMMISSIONER FOR PATENTS
P.O. Box 1450
Alexandria, Virginia 22311-1150
www.uspto.gov

APPLICATION NUMBER	FILING or 371(c) DATE	GRP ART UNIT	FIL FEE REC'D	ATTY. DOCKET NO	TOT CLAIMS	IND CLAIMS
61/321,147	04/06/2010		110	40000377-0001Var		

26263
SONNENSCHN NATH & ROSENTHAL LLP
P.O. BOX 061080
WACKER DRIVE STATION, WILLIS TOWER
CHICAGO, IL 60606-1080

CONFIRMATION NO. 7100
FILING RECEIPT

OC00000041244580

Date Mailed: 04/23/2010

Receipt is acknowledged of this provisional patent application. It will not be examined for patentability and will become abandoned not later than twelve months after its filing date. Any correspondence concerning the application must include the following identification information: the U.S. APPLICATION NUMBER, FILING DATE, NAME OF APPLICANT, and TITLE OF INVENTION. Fees transmitted by check or draft are subject to collection. Please verify the accuracy of the data presented on this receipt. If an error is noted on this Filing Receipt, please submit a written request for a Filing Receipt Correction. Please provide a copy of this Filing Receipt with the changes noted thereon. If you received a "Notice to File Missing Parts" for this application, please submit any corrections to this Filing Receipt with your reply to the Notice. When the USPTO processes the reply to the Notice, the USPTO will generate another Filing Receipt incorporating the requested corrections

Applicant(s)
Judy A. Mikovits, Reno, NV;
Francis W. Ruscetti, New Market, MD;

Power of Attorney:
Saul Zackson--52391

TITLE OF THE INVENTION (500 characters max):
Diagnostic Identification of Variants of Xenotropic Murine Leukemia Virus-Related Virus

The Whittemores are forgiven their crimes in exchange for destroying the data Mikovits defends with Solid Science

False Positive
By Jon Cohen, et al. | Sep 21st, 2011

Virology False Positive Jon Cohen, Martin Enserink A report in Science 2 years ago that linked a mouse retrovirus, XMRV, to chronic fatigue syndrome astonished scientists and patients alike. COHEN/SCIENCE If this seems like wordsmithing and splitting hairs, welcome to the confusing, maddening world of XMRV. ... In scientific circles, Mikovits has developed a less flattering reputation.

DOI: 10.1126/science.323.6050.1694 Science Vol. 323, No. 6050

News
Oct 9th, 2011

http://sciencemag.org/cgi/content/full/323/6052/24a
Science Vol. 324, No. 6052

When Max Pfof catches them in the act of setting up Mikovits on the night she is fired. Whittemores Unleash their power:

Controversial CFS Researcher Arrested and Jailed: By Jon Cohen Nov. 19, 2011

Sheriffs in Ventura County, California, arrested Mikovits yesterday on felony charges that she is a fugitive from justice. She is being held at the Todd Road Jail in Santa Paula without bail. But ScienceInsider could obtain only sketchy details about the specific charges against her. The Ventura County sheriff's office told ScienceInsider that it had no available details about the charges and was acting upon a warrant issued by Washoe County in Nevada. A spokesperson for the Washoe County Sheriff's Office told ScienceInsider that it did not issue the warrant, nor did the Reno or Sparks police department. He said it could be from one of several federal agencies in Washoe County.

Embattled Institute Retains Major Grant to Study Chronic Fatigue Syndrome
By Jon Cohen | Feb 9th, 2012

WPI, based in Reno, Nevada, could have lost the grant from the National Institute of Allergy and Infectious Diseases (NIAID) because in September, it fired Judy Mikovits, the principal investigator on the award. WPI subsequently filed a lawsuit against Mikovits for allegedly misappropriating property, and she also became subject to a related criminal case that led to her arrest and brief jailing. Mikovits has maintained her innocence and both cases still are in the courts.

AND ARE REWARDED!

CANCER [LIVE]

2017 Doctors who ROCK BADASS AWARD





Combination therapy for prostate cancer using botanical compositions and bicalutamide

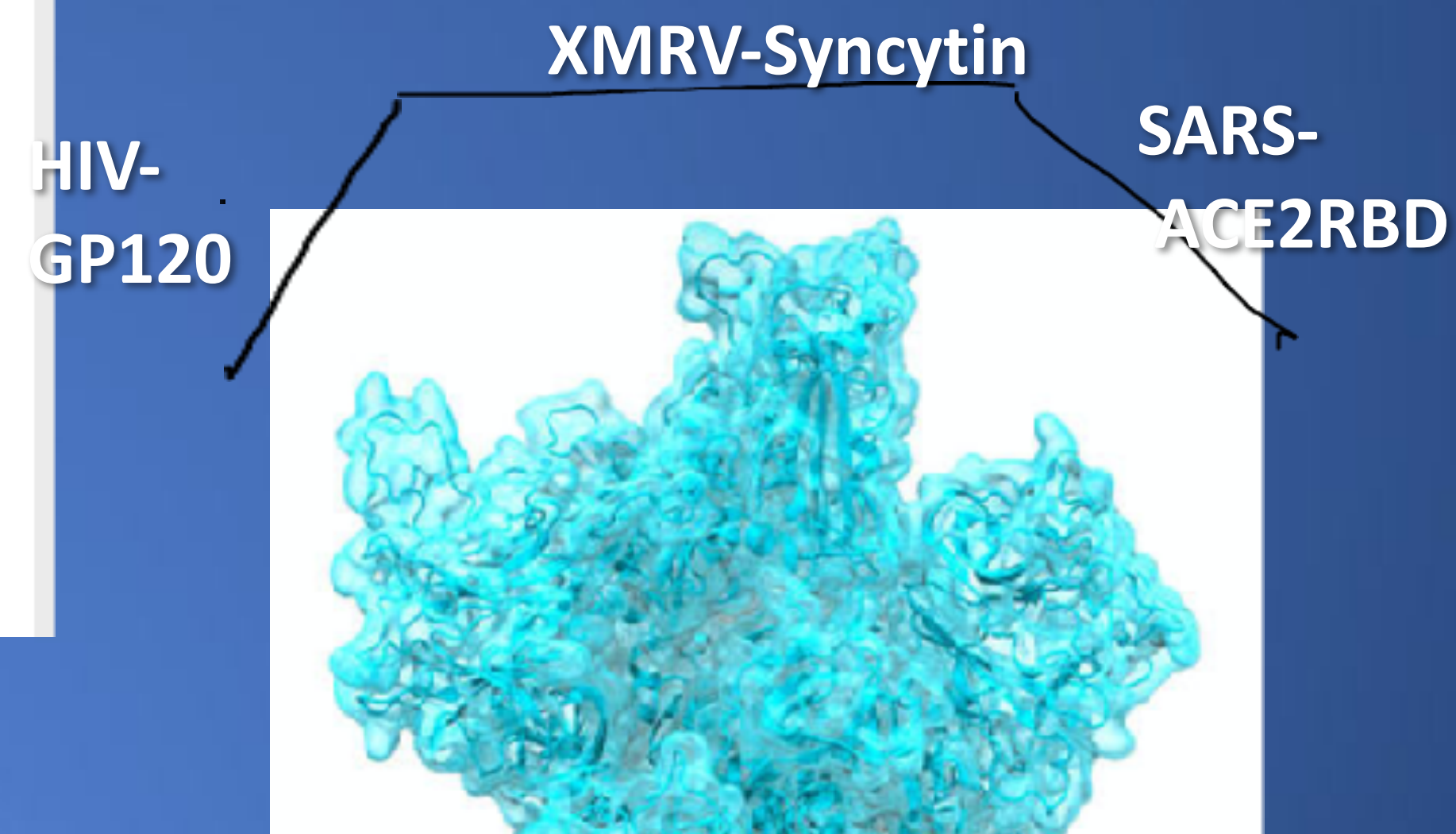
WO 2012061790 A1

ABSTRACT

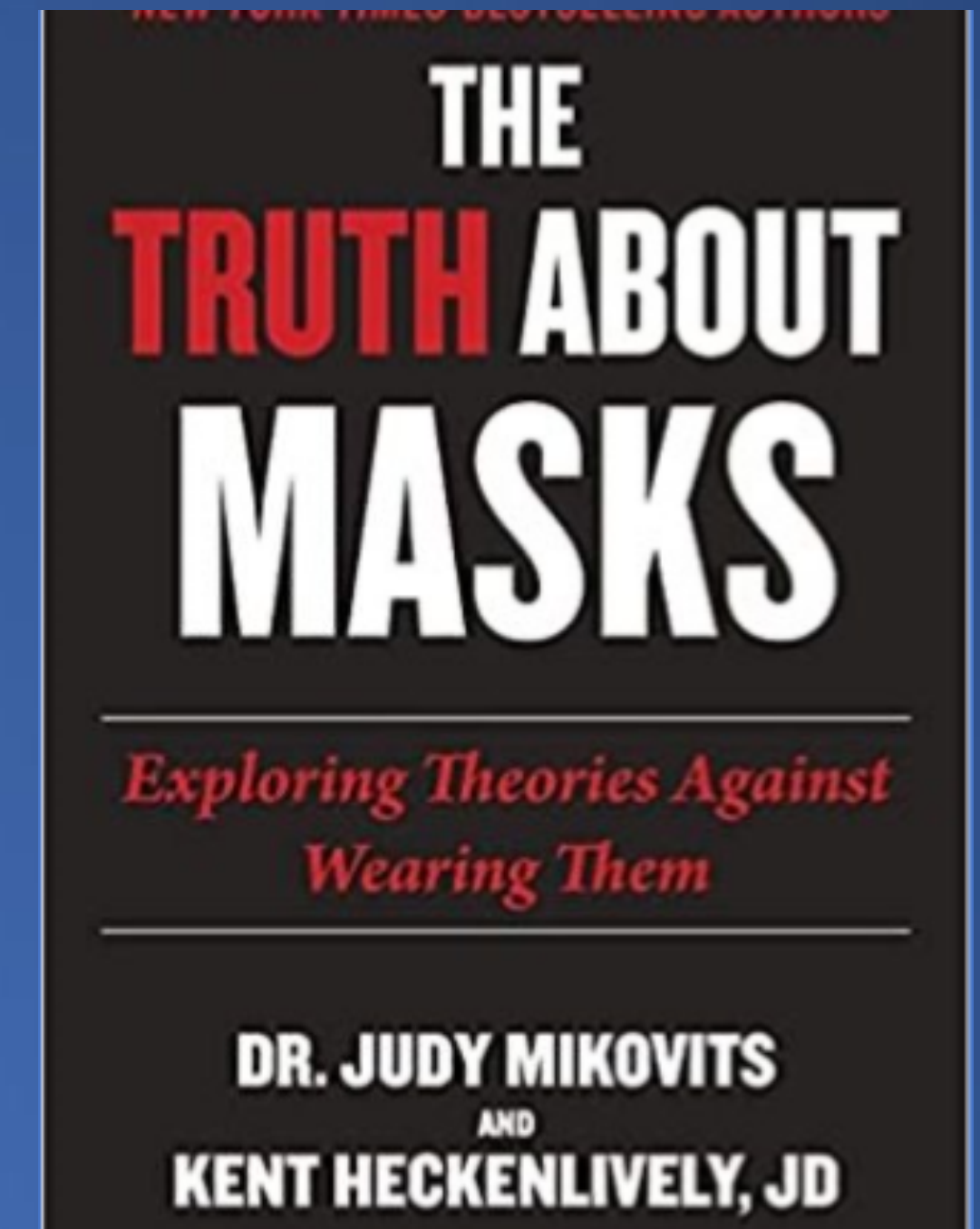
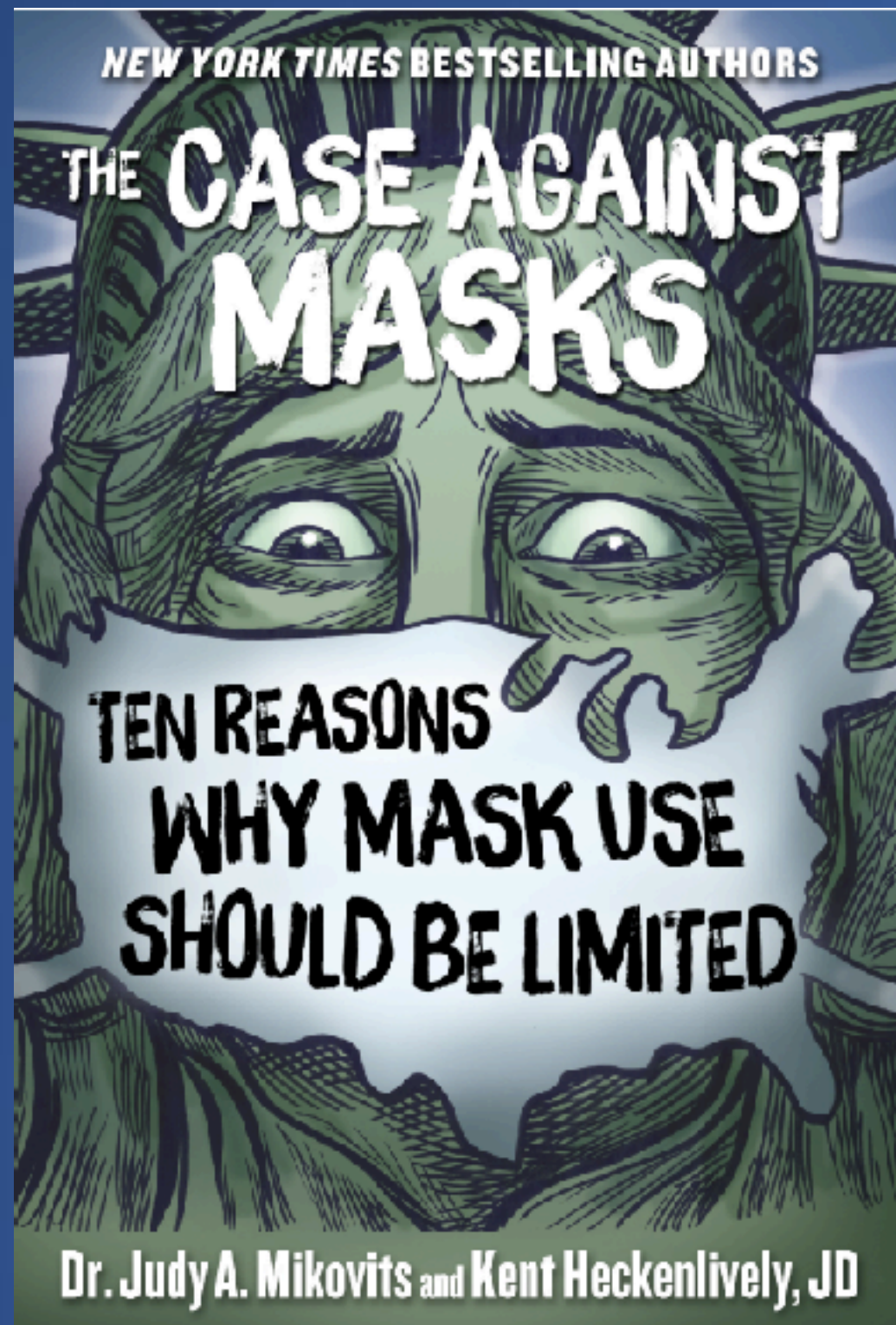
Botanical compositions comprising non-alcoholic organic extracts of *Ganoderma lucidum*, *Salvia miltiorrhiza*, and *Scutellaria barbata* for use in conjunction with bicalutamide therapy for cancer therapy, are provided. Methods for treatment or therapy of prostate cancer in a human is provided, the method comprising: administering an effective amount of a botanical composition that is effective for reducing androgen receptor protein expression; and administering concurrently an effective amount of a compound having anti-androgen activity, wherein the concurrent administration of the compound and the botanical composition achieves a therapeutic effect that is more effective than either agent alone.

Publication number	WO2012061790 A1
Publication type	Application
Application number	PCT/US2011/059471
Publication date	May 10, 2012
Filing date	Nov 4, 2011
Priority date ?	Nov 4, 2010
Also published as	CA2816855A1 , CN103327994A , 4 More » 4 More »
Inventors	James Dao , Jeffrey Dao , 8 More » 8 More »
Applicant	Genyous Biomed International
Export Citation	BiBTeX , EndNote , RefMan
Patent Citations (7), Non-Patent Citations (52), Referenced by (3), Classifications (10), Legal Events (4)	
External Links: Patentscope , Espacenet	

A CLINICAL STAGE
BIOPHARMACEUTICAL
COMPANY HARNESSING
THE POWER OF PLANTS.



Reason 1: Oxygen is good for Human Beings and Carbon Dioxide is Bad!



- Oxygen in Atmosphere: 20.9%
- Oxygen deficient Atmosphere::19.5
 - Can cause death
 - Suppresses immune system

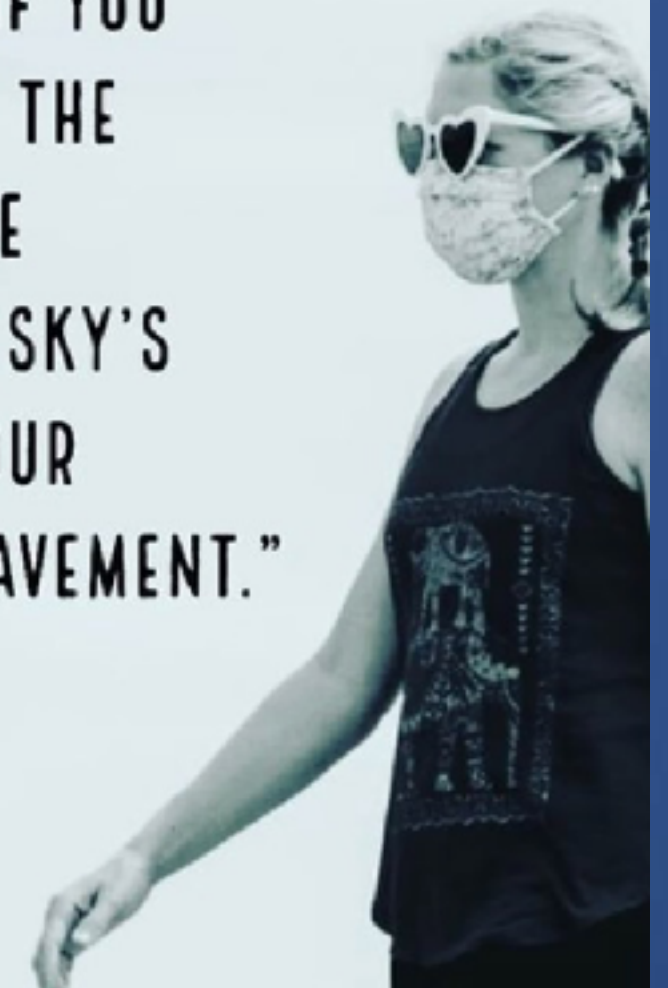
Carbon Dioxide in Atmosphere: 0.04%

Exhale: 16% Oxygen

4%Carbon Dioxide

"THE PEOPLE WHO RULE
YOU KNOW THAT IF YOU
WON'T FIGHT FOR THE
RIGHT TO BREATHE
PROPERLY.....THE SKY'S
THE LIMIT FOR YOUR
PERPETUAL ENSLAVEMENT."


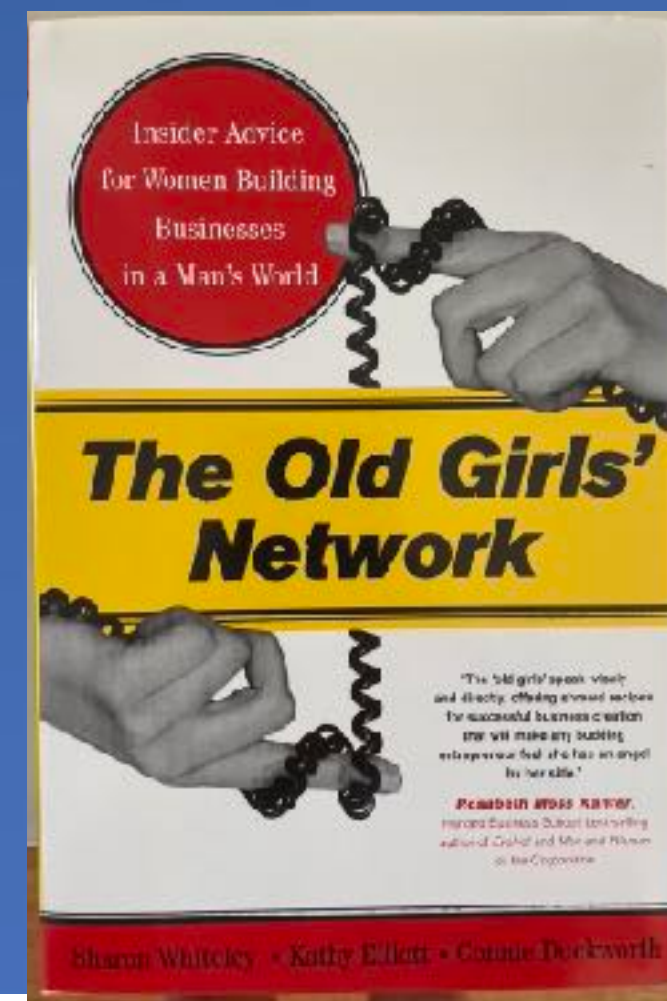
JASON CHRISTOFF
WWW.JCHRISTOFF.COM



EMF protective SILVER year-round apparel and accessories.



Get 20% off [TRU47](#) using the code **DrJudy20**.



WAIT!! I Thought the XMRV Findings Had Been Discredited!

“Designed to Fail”


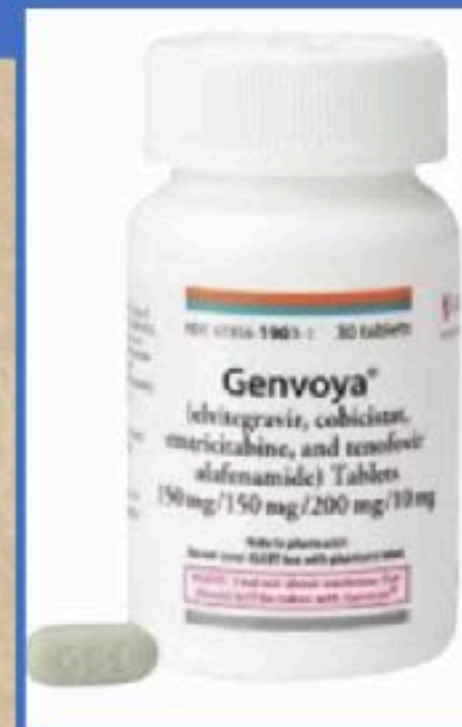
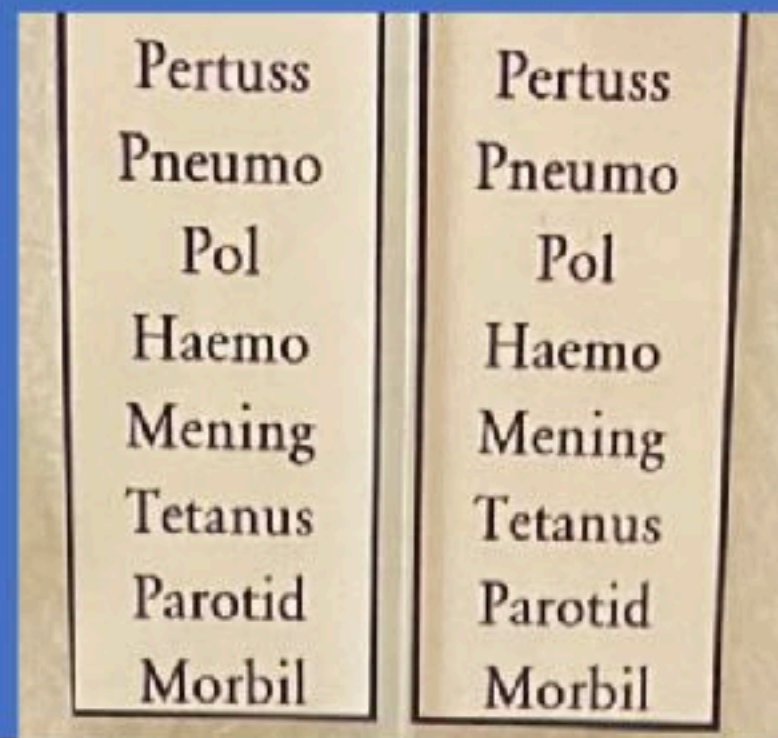
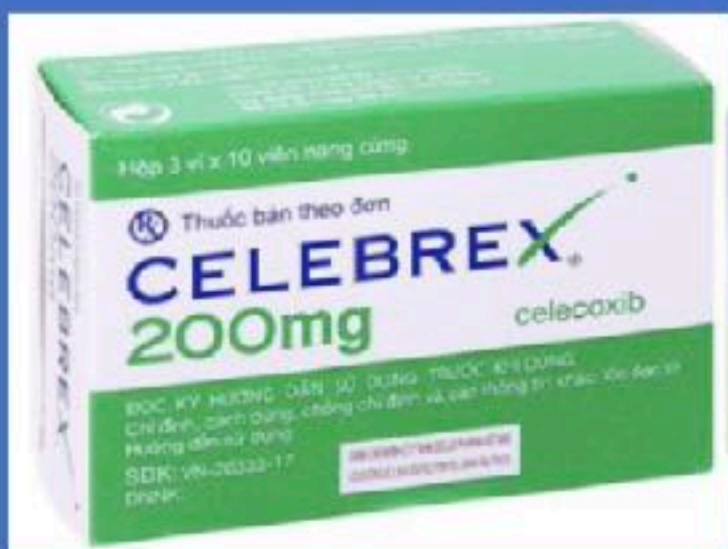
Lipkin Multi-Center Study (2012) – The Great Debunker!!!!

1. Medical or psychiatric condition that might be associated with fatigue
2. Abnormal serum characteristics
3. Abnormal thyroid functions
4. Lyme disease spirochete
5. Treponema pallidum (tapeworm)
6. Hepatitis B or C virus
7. HIV infection



“We found retroviruses in 85 percent of the sample pools. Again, it is very difficult to know whether this is clinically significant or not. And given the previous experience with retroviruses in chronic fatigue, I am going to be very clear in telling you, although I am reporting them in Professor Montoya’s samples, neither he, nor we, have concluded there is a relationship to disease.”

Oral Immunizations for HIV ! Oral Therapies for Vaccine AIDS





AMERICAN
SOCIETY FOR
MICROBIOLOGY

Antimicrobial Agents
and Chemotherapy®

100 Years of Suramin

Natalie Wiedemar,^{a,b} Dennis A. Hauser,^{a,b}  Pascal Mäser^{a,b}

SURAMIN, THE FRUIT OF EARLY MEDICINAL CHEMISTRY

SURAMIN AS AN ANTIPARASITIC DRUG

SURAMIN AS AN ANTIVIRAL AGENT

SURAMIN AGAINST CANCER

SURAMIN AS AN ANTIDOTE

Three of the many biological activities of suramin support its potential use as a protective agent: the inhibition of thrombin, the inhibition of phospholipase A2, and the inhibition of purinergic signaling.

FURTHER POTENTIAL USES OF SURAMIN

Citation Wiedemar N, Hauser DA, Mäser P. 2020. 100 years of suramin. Antimicrob Agents Chemother 64:e01168-19. <https://doi.org/10.1128/AAC.01168-19>.

Copyright © 2020 American Society for Microbiology. All Rights Reserved.

Address correspondence to Pascal Mäser, pascal.maeser@unibas.ch.

Accepted manuscript posted online 16

December 2019

Published 21 February 2020

An endogenous retroviral envelope syncytin and its cognate receptor identified in the viviparous placental *Mabuya* lizard

Guillaume Cornelis^{a,b,1,2}, Mathis Funk^{a,b,1}, Cécile Vernochet^{a,b}, Francisca Leal^{a,3}, Oscar Alejandro Tarazona^{a,4}, Guillaume Meurice^d, Odile Heidmann^{a,b}, Anne Dupressoir^{a,b}, Aurélien Miralles^d, Martha Patricia Ramirez-Pinilla^d, and Thierry Heidmann^{a,b,5}

^aUnité Physiologie et Pathologie Moléculaires des Rétrovirus Endogènes et Infectieux, CNRS UMR 5196, Gustave Roussy, Villejuif, F-94805, France; ^bUMR 5196, Université Paris-Sud, Orsay, F-91405, France; ^cLaboratorio de Biología Reproductiva de Vertebrados, Escuela de Biología, Universidad Industrial de Santander, 68002 Bucaramanga, Colombia; ^dPlateforme de Bioinformatique, INSERM U523/CNRS UMS355, Gustave Roussy, Villejuif, F-94805, France; and ^eInstitut de Systématique, Évolution, Biodiversité, Muséum National d'Histoire Naturelle, CNRS UPMAC EPHE, Sorbonne Universités, Paris, F-75005, France

Edited by R. Michael Roberts, University of Missouri-Columbia, Columbia, MO, and approved October 26, 2017 (received for review August 23, 2017)

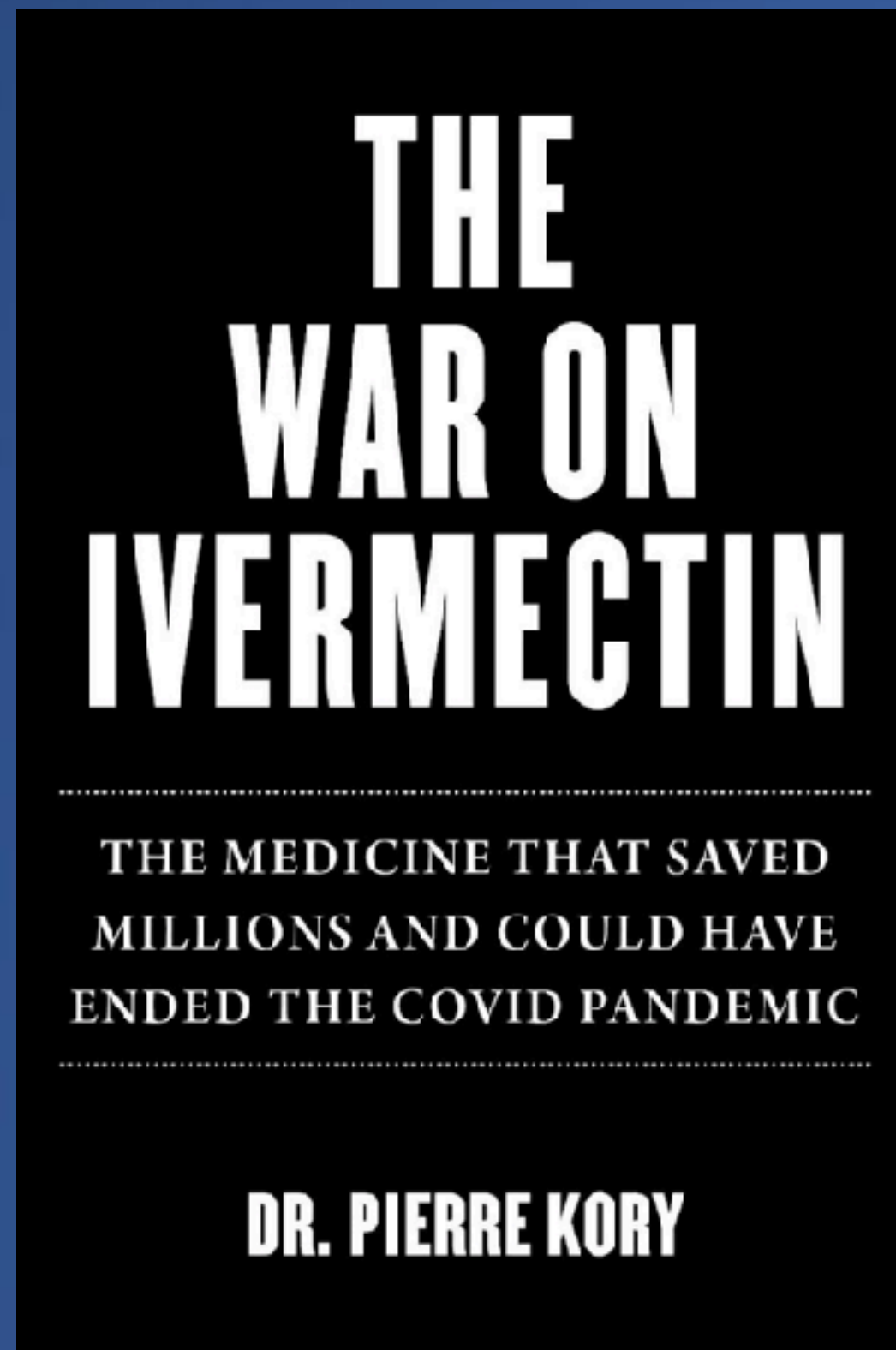
Significance

Retroviral envelope gene capture and exaptation for a placental function has been demonstrated in mammals. Remarkably, placental structures have also emerged on rare occasions in nonmammalian vertebrates, resulting in related modes of reproduction. The *Mabuya* lizard, which emerged 25 Mya, possesses a placenta closely related to that of mammals. Here, we identified a specific retroviral envelope gene capture that shows all the characteristic features of a bona fide mammalian syncytin, being conserved in *Mabuya* evolution, expressed in the placenta, and fusogenic. Together with the present identification of its cognate receptor, these results show that syncytin capture is not restricted to mammals and is likely to be a major driving force for placenta emergence.

TABLE 1 Diseases and pathogens suscep

Disease and/or pathogen	Cell culture	Animal model	Patient
Parasitic infections			
<i>T. b. rhodesiense</i> HAT	X	X	X
<i>T. brucei gambiense</i> HAT	X	X	X
Surra, <i>T. evansi</i>	X	X	NA
River blindness, <i>O. volvulus</i>	X	X	X
<i>T. cruzi</i>	X		
<i>Leishmania</i> spp.	X		
<i>P. falciparum</i>	X		
Viral infections			
Hepatitis virus	X	X	X
AIDS, HIV	X		X
Herpes simplex virus	X	X	
Chikungunya virus	X	X	
Enterovirus 71	X	X	
Dengue virus	X		
Zika virus	X		
Ebola virus	X		
Neoplastic diseases			
Non-small cell lung cancer	X	X	
Breast cancer	X	X	
Bladder cancer	X	X	
Brain tumors	X	X	
Prostate cancer	X	X	X
Other			
Snakebite	X	X	
Arthritis	X	X	
Autism	NA	X	X

Suramin & Ivermectin: Purinergic Modulators important for restoring balance of Innate and adaptive Immunity



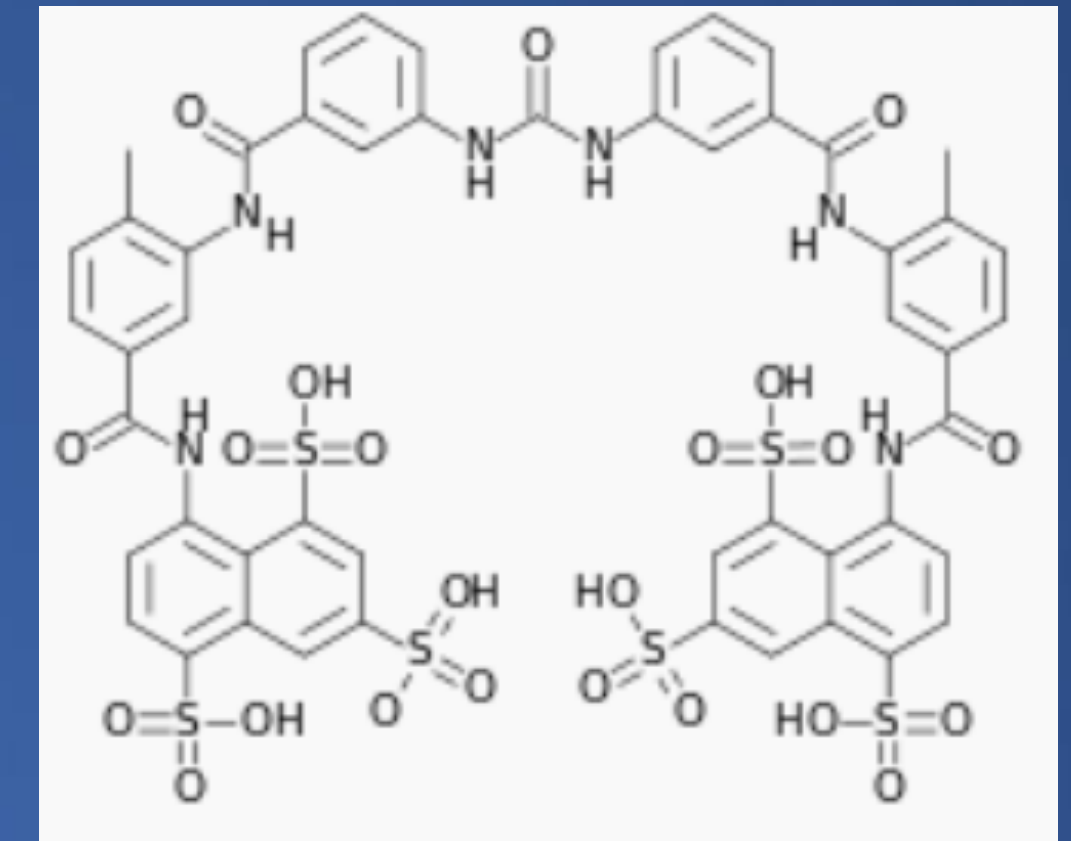
Annual Review of Immunology

Purine Release, Metabolism, and Signaling in the Inflammatory Response

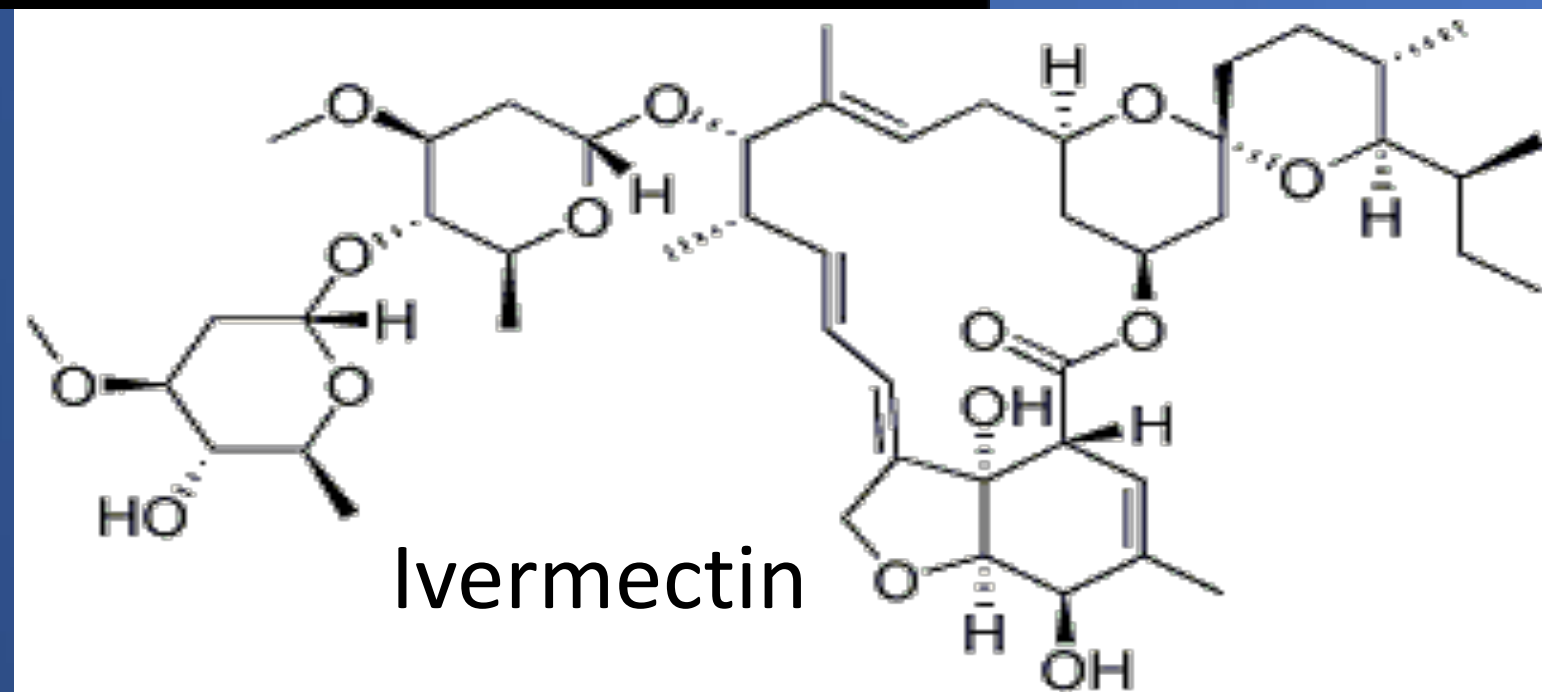
Joel Linden,^{1,2} Friedrich Koch-Nolte,³ and Gerhard Dahl⁴

Annu. Rev. Immunol. 2019. 37:325–47

The *Annual Review of Immunology* is online at immunol.annualreviews.org



Suramin



Ivermectin

- modulator of the ATP/P2X4/P2X7 axis
- selectively targets immunosuppressive myeloid cells and Tregs
- functions as an RNA helicase
- an activator of chloride channel receptors
- inducer of mitochondrial dysfunction and oxidative stress

Both Inhibit Plasmodium parasite of the blood plasma that affects the oxygen carrying capacity of the red blood cells

EXPRESSION OF Synthetic model SYNCYTIN IN COVID vaccines expected to result in female infertility and the Development of CANCER

Head of Pfizer Research: Covid Vaccine is Female Sterilization

Health & Money News / December 2, 2020 / News

The vaccine contains a **spike protein (see image) called syncytin-1**, vital for the formation of human placenta in women. If the vaccine works so that we form an immune response AGAINST the spike protein, we are also **training the female body to attack syncytin-1**, which could lead to infertility in women of an unspecified duration.



Syncytin expressed from HERV required for **placenta** formation in mammals
part of the Spike Protein expected to make Antibodies

Pfizer filed for Emergency Approval, December 2020

- The vaccinations are expected to produce antibodies against spike proteins of SARS-CoV-2. However, spike proteins also contain **syncytin-homologous proteins**, which are essential for the formation of the placenta in mammals such as humans. It must be absolutely ruled out that a vaccine against SARS-CoV-2 could trigger an immune reaction against syncytin-1, as otherwise **infertility of indefinite duration could result in vaccinated women**.
- The mRNA vaccines from BioNTech/Pfizer contain **polyethylene glycol (PEG)**. 70% of people develop antibodies against this substance – this means that many people can develop allergic, potentially fatal reactions to the vaccination.
- The much too short duration of the study does **not allow a realistic estimation of the late effects**.
Nevertheless, BioNTech/Pfizer apparently submitted an application for emergency approval on December 1, 2020.



An endogenous retroviral envelope syncytin and its cognate receptor identified in the viviparous placental *Mabuya* lizard

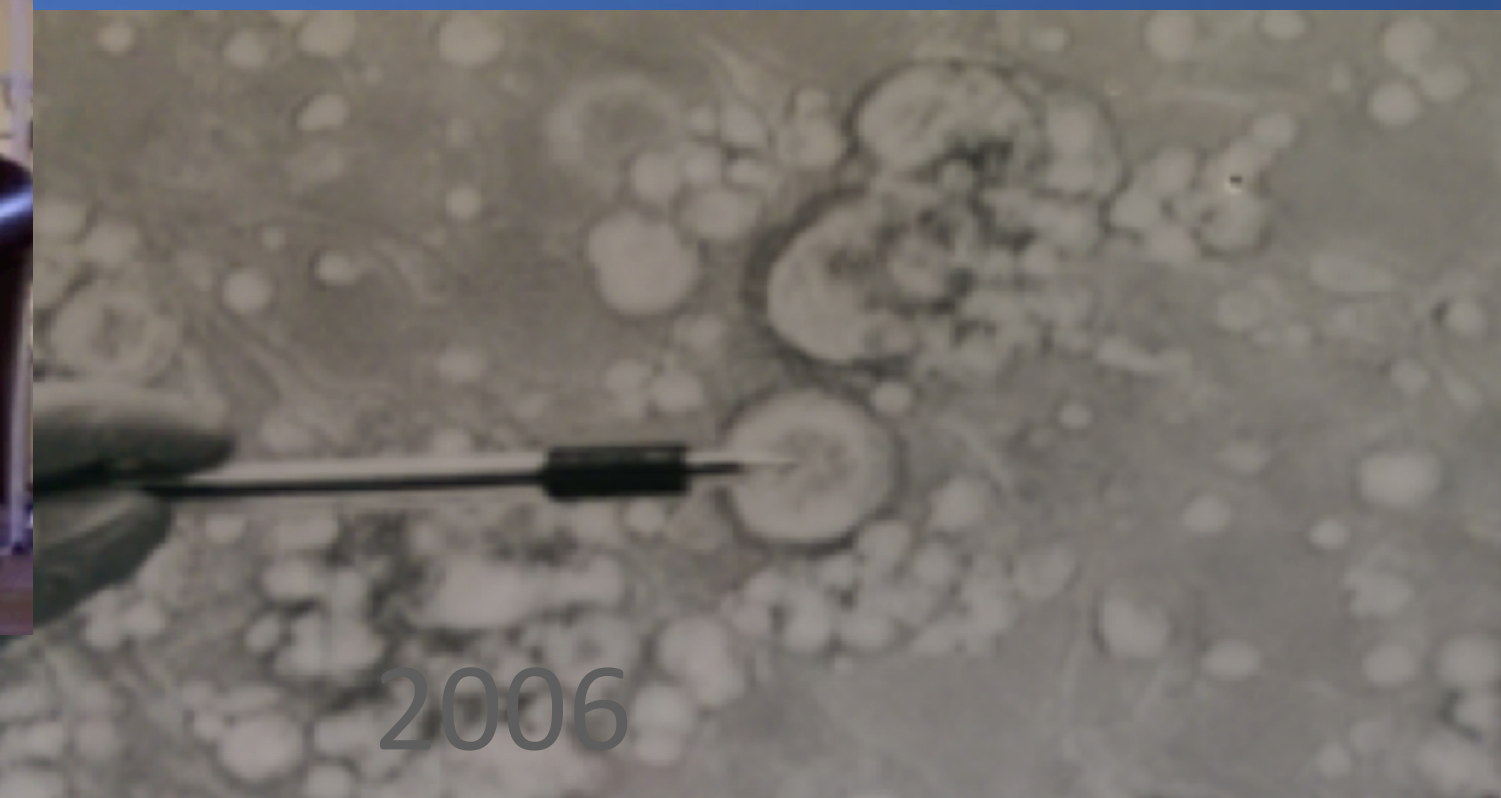
Guillaume Cornelis^{a,b,1,2}, Mathis Funk^{a,b,1}, Cécile Vemochet^{a,b}, Francisca Leal^{c,3}, Oscar Alejandro Tarazona^{c,4}, Guillaume Meurice^d, Odile Heidmann^{a,b}, Anne Dupressoir^{a,b}, Aurélien Miralles^e, Martha Patricia Ramirez-Pinilla^f, and Thierry Heidmann^{a,b,5}

^aUnité Physiologie et Pathologie Moléculaires des Rétrovirus Endogènes et Infectieux, CNRS UMR 9196, Gustave Roussy, Villejuif, F-94805, France; ^bUMR 5195, Université Paris-Sud, Orsay, F-91405, France; ^cLaboratorio de Biología Reproductiva de Vertebrados, Escuela de Biología, Universidad Industrial de Santander, 680032 Bucaramanga, Colombia; ^dPlateforme de Bioinformatique, INSERM U523/CNRS UMS3655, Gustave Roussy, Villejuif, F-94805, France; and ^eInstitut de Systématique, Evolution, Biodiversité, Muséum National d'Histoire Naturelle, CNRS UPMC EPHE, Sorbonne Université, Paris, F-75005, France

Edited by R. Michael Roberts, University of Missouri-Columbia, Columbia, MO, and approved October 26, 2017 (received for review August 23, 2017)

Significance

Retroviral envelope gene capture and exaptation for a placental function has been demonstrated in mammals. Remarkably, placental structures have also emerged on rare occasions in nonmammalian vertebrates, resulting in related modes of reproduction. The *Mabuya* lizard, which emerged 25 Mya, possesses a placenta closely related to that of mammals. Here, we identified a specific retroviral envelope gene capture that shows all the characteristic features of a bona fide mammalian syncytin, being conserved in *Mabuya* evolution, expressed in the placenta, and fusogenic. Together with the present identification of its cognate receptor, these results show that syncytin capture is not restricted to mammals and is likely to be a major driving force for placenta emergence.



2006

PRO CHOICE IS PROLIFE

AIDS Drug Assistance Program (ADAP) Eligibility

The AIDS Drug Assistance Program (ADAP) is for people diagnosed with HIV or AIDS. The program provides eligible California residents with:

- Free FDA-approved medications used in the treatment and suppression of HIV/AIDS and HIV/AIDS-related opportunistic infections (for a list of covered medications, please refer to the [ADAP Formulary](#) (PDF))
- Premium payment assistance for individuals enrolled in a private health insurance plan (for more information, visit the [Health Insurance Premium Payment Assistance](#) page)
- Premium payment assistance for individuals enrolled in a Medicare Part D prescription plan (for more information, visit [Medicare Part D Premium Payment Assistance](#) page)

**Free FDA-approved
HIV/AIDS
medications
(= \$3400/month)**




Eligibility Criteria

To be eligible for the ADAP program, a client must:

- Be a resident of California;
- Have a positive HIV/AIDS diagnosis; → **Have a positive HIV/AIDS diagnosis**
- Be at least 18 years old;
- Have an annual Modified Adjusted Gross Income (MAGI) that does not exceed 500% Federal Poverty Level based on household size and income; → **Earn less than \$72,900/year**
- Not be fully covered by Medi-Cal or any other third party payers.

**Insurance Premium
Plus Tax Credit = up to 100% paid
with NO copay**



Remdesivir = Ivermectin laced Cyanide and Fluoride and Paxlovid "Ivermectin" Laced with Fluoride

Cyanide
From Wikipedia, the free encyclopedia

This article is about the class of chemical compounds. For other uses, see *Cyanide* (disambiguation).

A **cyanide** is a chemical compound that contains the group C≡N. This group, known as the **cyano group**, consists of a carbon atom triple-bonded to a nitrogen atom.^[1]

In inorganic cyanides, the cyanide group is present as the anion CN⁻. Soluble salts such as sodium cyanide and potassium cyanide are highly toxic.^[2] **Hydrocyanic acid**, also known as hydrogen cyanide, or HCN, is a highly volatile liquid that is produced on a large scale industrially. It is obtained by acidification of cyanide salts.

Organic cyanides are usually called **nitriles**. In nitriles, the CN group is linked by a covalent bond to carbon. For example, in acetonitrile, the cyanide group is bonded to methyl (CH₃). Although nitriles generally do not release cyanide ions, the **cyanohydrins** do and are thus rather toxic.

5 ATOMS OF FLUORINE

PENTA-FLUORINE

HIDDEN FLUORINE BOMB

NEUROTOXIN

CYANIDE POISON

SHOWN DEPLOYING INTO THE BODY

CYANO-HYDRIN FORMATIONS

THIS IS A TROJAN HORSE DRUG CARRYING CYANIDE POISON WHICH WILL METABOLIZE & THEN BE IN YOUR BODY, POISONING YOU. ALSO AS A KICKER IT HAS DEADLY NEUROTOXIN FLUORINE IN IT. NOT ONCE, BUT 5 TIMES. IT CAUSES STROKES, MS, PARKINSONS DISEASE, ALZHEIMERS, NERVE DAMAGE & DEATH. MURDER NOT MEDICINE. 8-26-50% KILL RATE. IT CAN ALSO FORM THE EVEN MORE DEADLY POISONS CYANOHYDRINS & POTASSIUM-CYANIDES.

Remdesivir (GS-5734)

Cyanide anion
[:C≡N:]⁻

C-nucleoside group

Adenine

Hydroxyl group

McGuigan Protide (mipray)

1° cyano group

Remdesivir compound 6' Specifications

Product Name	Remdesivir-101
CAS Registry Number	1911578-98-7
Molecular Formula	C ₂₇ H ₃₅ F ₅ N ₉ O ₈ P
Molecular Weight	655.58 g/mol
Purity	99%
Boiling point	176.8±20.0 °C at 760 mmHg

let A Quote

NAME* EMAIL ADDRESS*



Green Cardiovascular Miracle Living Water: Foundation



Cardio Miracle Supplement Facts			
SERVING SIZE: 10.8 GRAMS (1 SCOOP) SERVINGS PER CONTAINER: 30			
	Amount per serving	%DV	
Calories	10		
Total Fat	0g	0%	
Sodium	40 mg	0%	
Total Carbohydrates	5g	2%	
Dietary Fiber	0g	0%	
Total Sugars	<1g		
Includes 9 g added sugars	0g	0%	
Sugar Alcohol (Erythritol)	2.5g	†	
Protein	0g	0%	
CARDIO MIRACLE NITRIC OXIDE BLEND			
	9.24 g	†	
L-Arginine Cardio Complex (L-Arginine Alpha Aspartate (AAAP), L-Arginine (Fermented), L-Citrulline, Arginine Sulfate, Organic Beet Root, L-Ornithine, L-Theanine, Quercetin, D-Ribose, Nattagin, Magnesium L-Threonate, CoQ10)			
FRUIT & VEGETABLE PHYTONUTRIENT BLEND			
	1.7g	†	
Organic: Tomato, Organic: Carrot, Organic: Coconut, Phytonutrient Blend From Natural Whole Food Concentrate of (Spinach, Broccoli, Garlic, Sweet Potato, Onion, Apple, Strawberry, Sun Flower Seed, Shiitake Mushroom, Maitake Mushroom, Organic Acerola Cherry, Organic Blueberry, Cranberry Fruit Extract, Pomegranate Extract, Organic Acai, Senechal)			
ANTIOXIDANT BLEND			
	325 mg	†	
Pine Bark Extract, Grape Seed Extract, Hawthorne Fruit Extract, Alpha Lipoic Acid, Resveratrol, Black Pepper Extract			
Other ingredients: Erythritol, Citric Acid, Natural Flavor, DL-Malic Acid, Silica, Stevia, Sea Salt, OmniMinAC (Trace Mineral Blend)			
† The % Daily Value			

Supplement Facts

Serving Size: 10.17 g (Approx. 1 Scoop)
Servings Per Container: 30

Amount Per Serving	%Daily Value
Calories 40	
Total Carbohydrate 6g	2%
Dietary Fiber 5g	18%
Total Sugars <1g	†
Protein 3g	
Vitamin C 50 mg	56%
(from Acerola Fruit Extract)	
Folate 50 mcg DFE	13%
(from L-5-Methyltetrahydrofolate, Calcium)	
Choline 12 mg	2%
(from Choline Bitrate (as VitaCholine™))	
Calcium 34mg	3%
Iron 2.37mg	13%
Sodium 95mg	4%
Potassium 109mg	2%

Green Health Blend 3,000 mg	†
Apple Fruit Powder, Broccoli Head Powder, Spinach Leaf Powder, Dulse Algae Powder	
Soluble Fiber (Fibersol®-2 brand) 2,000 mg	†
Proprietary Detoxification Matrix 1,735 mg	†
Spirulina Whole Plant Powder, Chlorella Powder, N,N-Dimethylglycine HCl, Emotion® S-Acetyl-L-Glutathione,	

Amount Per Serving	%Daily Value
Sunflower Lecithin Powder 1,500 mg	†
Energy Blend 300 mg	†
Beet Root Powder, Green Tea Leaf Extract, Ginkgo Leaf Extract, Bee Pollen Powder	
Alkalinity Blend 300 mg	†
Suma Root Powder, Grape Seed Extract, Milk Thistle Seed Powder, Aloe Vera Leaf Powder	
Probiotic Blend 250 mg	†
Inulin, Lactobacillus acidophilus, Lactobacillus bulgaricus, Bifidobacterium bifidum, Bifidobacterium longum, Streptococcus thermophilus,	
Stevia Leaf Extract 130 mg	†
Enzyme Blend 100 mg	†
Bromelain, Papain, Cellulase, Lipase, Protease	

% Percent Daily Values are based on a 2000 calorie diet.
† Daily Value not established.



Proven Effective Nutritional Support for Vaccine AIDS:

VIRUSES/POSIONS: Loss of TASTE AND SMELL

Lack of Minerals, Essential Amino acids, Phytocannabinoids



Dear Dr. Judy, I am excited to report that thanks to my jabbed neighbors and friends I have now developed sufficient immunity and ample antibodies. Look at my value: 417! Thanks to your protocol I am not afraid of the vaccinated. I take my Immune Formulation 200, Cardio Miracle, Prolean Greens DMG & Paximmune regularly. **Natural immunity for the win! It truly works!**

**AFFIDAVIT OF Proof of IMMUNITY
EXEMPTION ON RELIGIOUS GROUNDS FROM Vaccination/Inoculations**

Date: ____/____/20____

Governing Authority Name (business issuing mandate): _____

Address: _____

**RE: Religious Exemption from Vaccination/EUA Requirements. Declaration
of God Given IMMUNITY**

I, (Name) _____, the undersigned do hereby swear and affirm that I am a member of a recognized religious organization, and that the EUA: Masks, PCR tests, any and all "vaccinations" required by (Governing Authority Name) _____, are contrary to my religious tenets and practices. On this basis, as no "vaccine" CDC schedule has been safety tested as acknowledged by the CDC in 2019 and EUA COVID19 inoculations/immunization requirements violate my right to freely exercise my religion as guaranteed by the First Amendment of the Constitution of The United States of America, I am asserting my rights to an exemption by (Governing Authority Name) _____ from EUA Inoculation, masks and nasal Swab PCR test requirements as I am immunized by virtue of the robust natural immunity, I acquired when I recovered COVID19 and all childhood infections by strengthening my innate God-Given immunity.

I also am immunized according to my religious beliefs as I regularly take oral boosters. My immunization strategy **exceeds** FDA and CDC mandated standards, which were recently changed such that the vaccination need not provide immunity and the admissions that in fact the nothing marketed as a "vaccine" has been shown to stop transmission of the infectious agent.

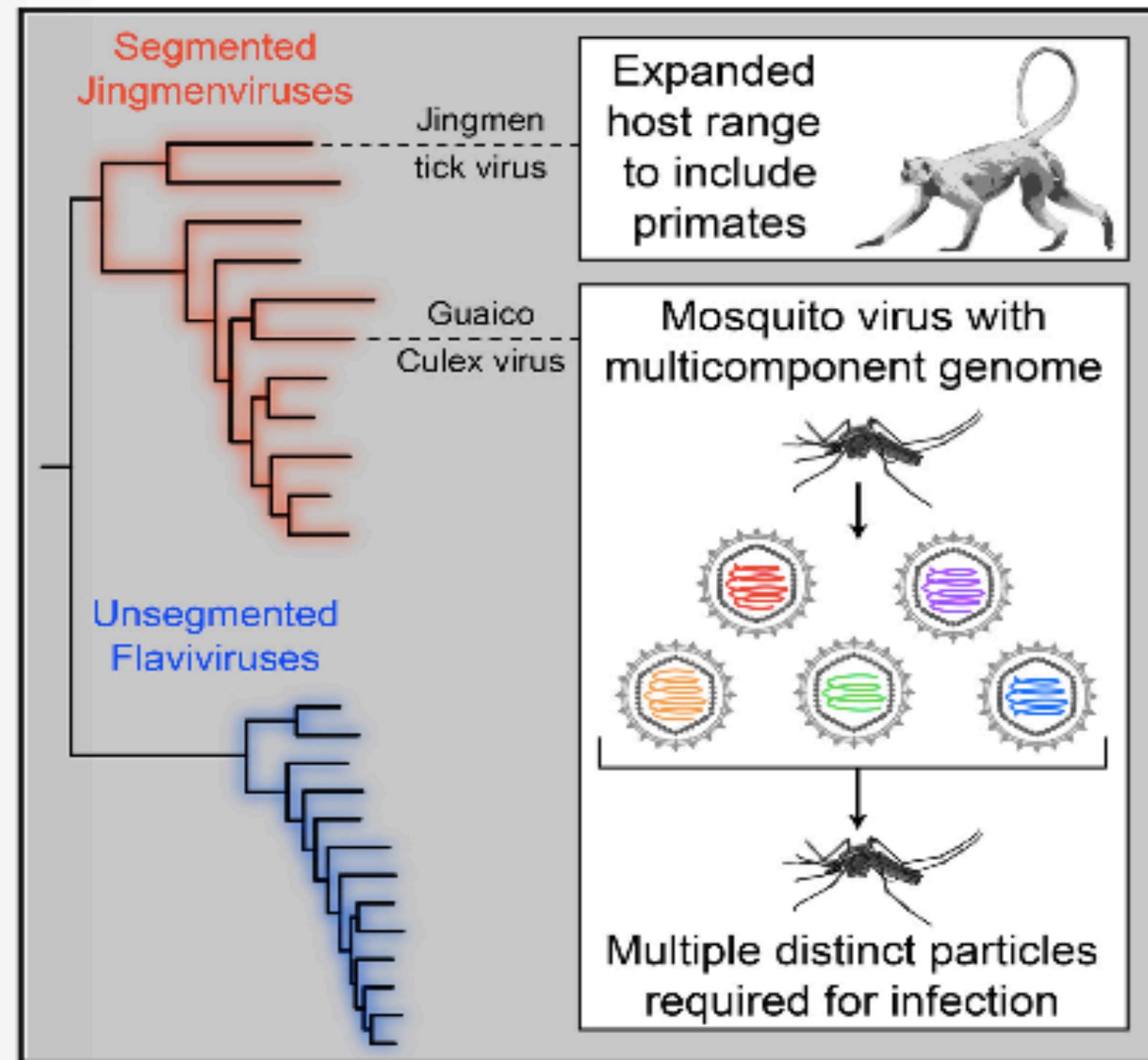
I qualify for this exemption based on the First Amendment of the United States Constitution, 42 U.S. Code § 1981- "All persons within the jurisdiction of. The united Sates shall have the same right in every state and territory to make and enforce contracts, to sue, be parties, give evidence and to the full and equal benefit of all laws and proceedings for the security of persons and property as is enjoyed by white citizens and shall be subject to like punishment, pains, penalties,

SARS CoV 2 (COVID-19) Tests		
Test Name	Result	Reference Range
S CoV 2 AB (IgG) NUCLEOCAPSID, QL		
SARS CoV 2 AB IGG	POSITIVE	
Reference range: Negative		
<p>This test is intended for use as an aid in identifying individuals with an adaptive immune response to SARS-CoV-2, indicating infection. Results are for the detection of SARS-CoV-2 antibodies. IgG antibodies to SARS-CoV-2 are generally detectable several days after initial infection, although the duration of time antibodies are present post-infection is not well characterized. It is not known for how long antibodies persist following infection and if the presence of antibodies confers protective immunity. It is not detectable virus by molecular testing present for several weeks following seroconversion. Negative results do not preclude infection. This test should not be used to diagnose acute SARS-CoV-2 infection. If acute infection is suspected, direct testing methods for SARS-CoV-2 is necessary. False positive results for the test may occur due to cross-reactivity from pre-existing conditions or other possible causes.</p> <p>Please review the "Fact Sheets" available for health care providers and patients using the following websites: QuestDiagnostics.com/covid-19/HCP/antibody/fact-sheet2 QuestDiagnostics.com/home/Covid-19/Patients/antibody/fact-sheet2</p> <p>This test has been authorized by the FDA under an Emergency Use Authorization (EUA) for use by authorized laboratories. The authorized labeling is available on the Quest Diagnostics website: www.QuestDiagnostics.com/Covid19.</p> <p>For additional information please refer to http://education.questdiagnostics.com/faq/FAQ219 (This link is being provided for informational purposes only.)</p>		
SARS COV 2 AB, TOTAL SPIKE SEMI QN	417.4 H	<0.8 U/mL
INDEX	INTERPRETATION	
<0.8	Negative	
> or = 0.8	Positive	
<p>This test is intended to help identify individuals with antibodies to SARS-CoV-2 (COVID-19). The results of this semi-quantitative test do not indicate the degree of immunity or protection from reinfection.</p>		

Flying Syringes “FILE UNDER UNWORKABLE BUT VERY COOL

Ladner et al., 2016, Cell Host & Microbe 20, 357–367
September 14, 2016 © 2016 Elsevier Inc.
<http://dx.doi.org/10.1016/j.chom.2016.07.011>

Graphical Abstract



Authors

Jason T. Ladner, Michael R. Wiley, Brett Beitzel, ..., Laura D. Kramer, Robert B. Tesh, Gustavo Palacios

Correspondence

jason.t.ladner.ctr@mail.mil (J.T.L.),
gustavo.f.palacios.ctr@mail.mil (G.P)

In Brief

Multicomponent viruses, which separately package different genome segments, were thought to be restricted to plant and fungal hosts. Ladner et al. characterize a multicomponent mosquito virus and describe an evolutionarily related, segmented virus in a nonhuman primate. These findings provide evidence for multicomponent animal viruses and suggest relevance to animal health.



SHARE:

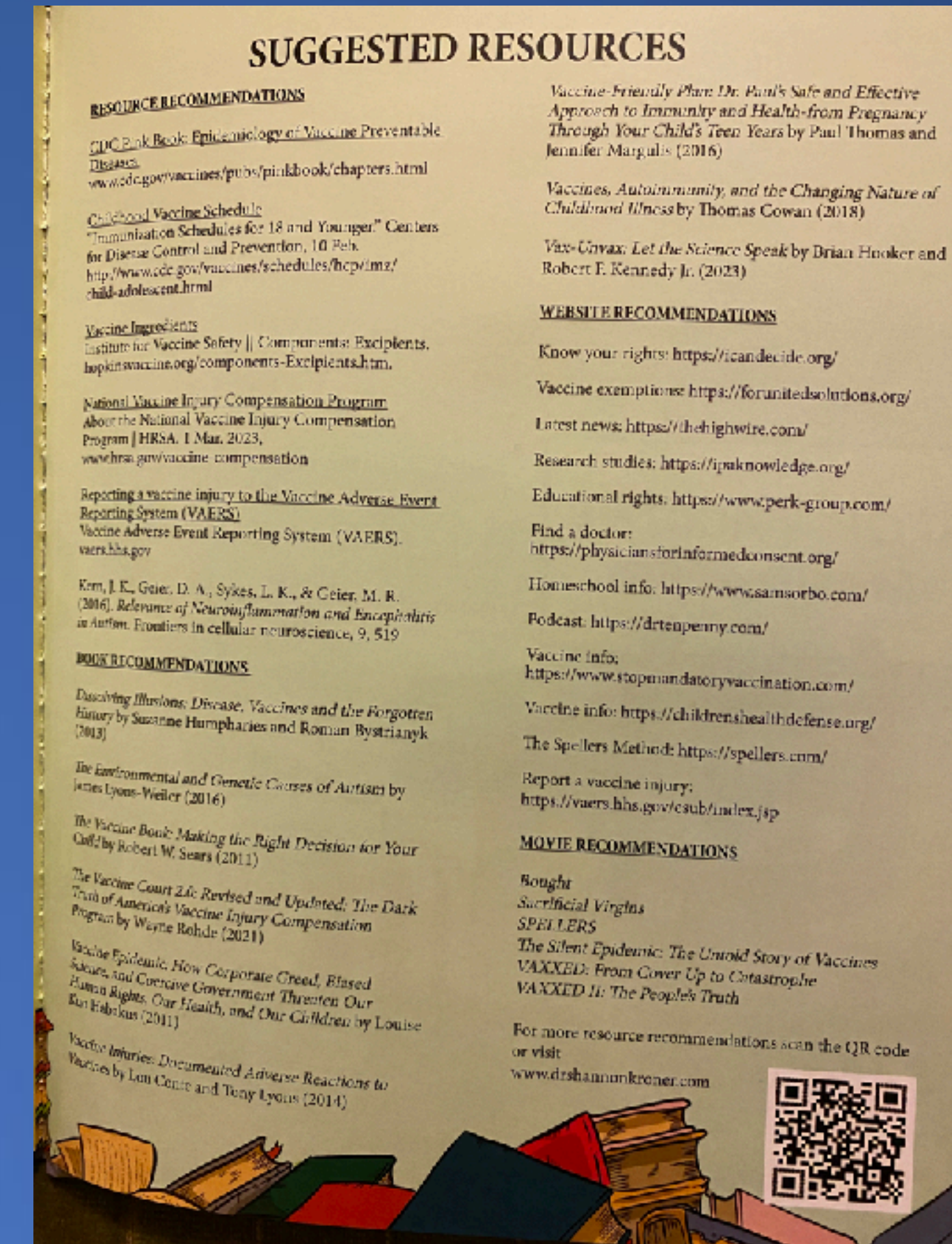
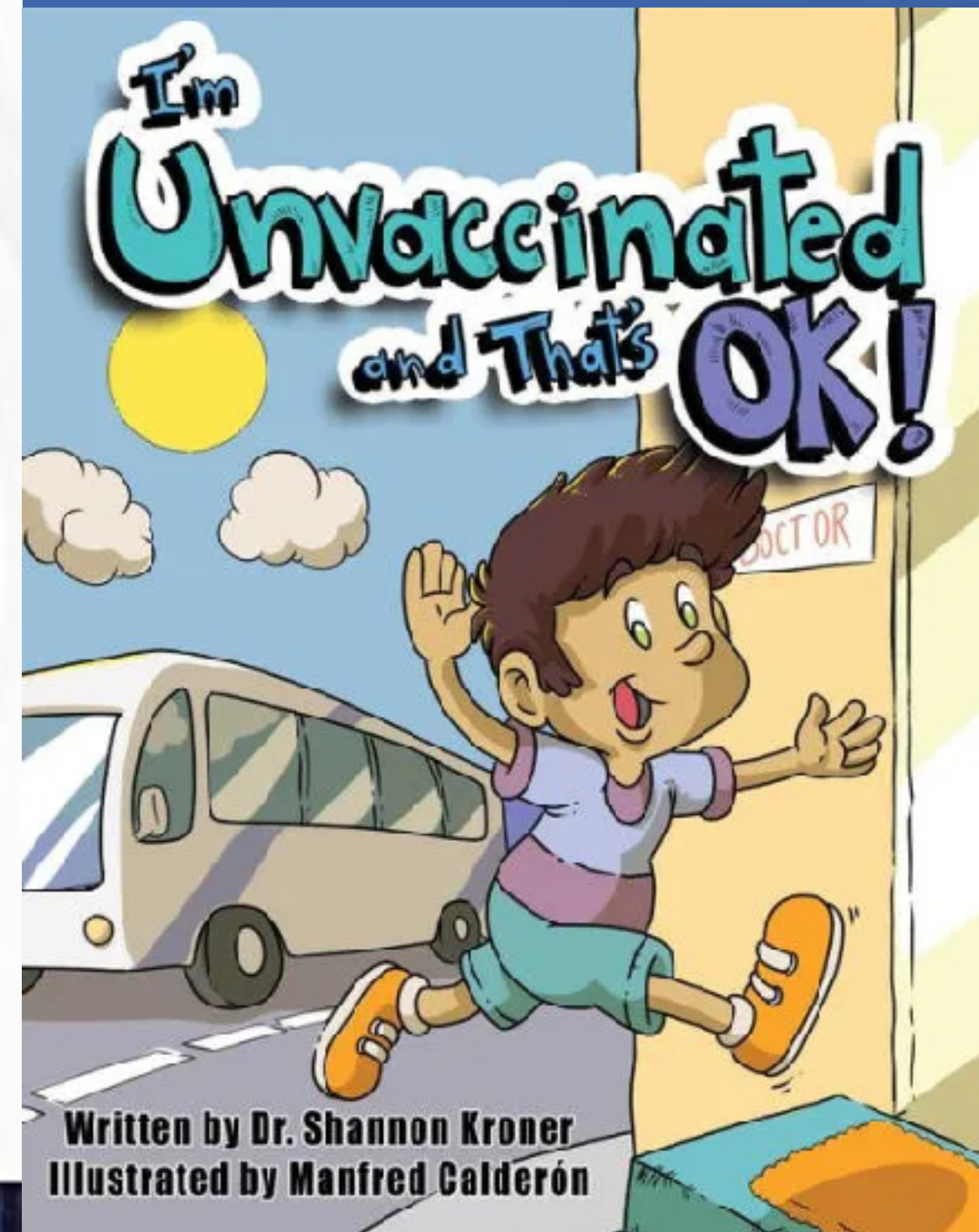
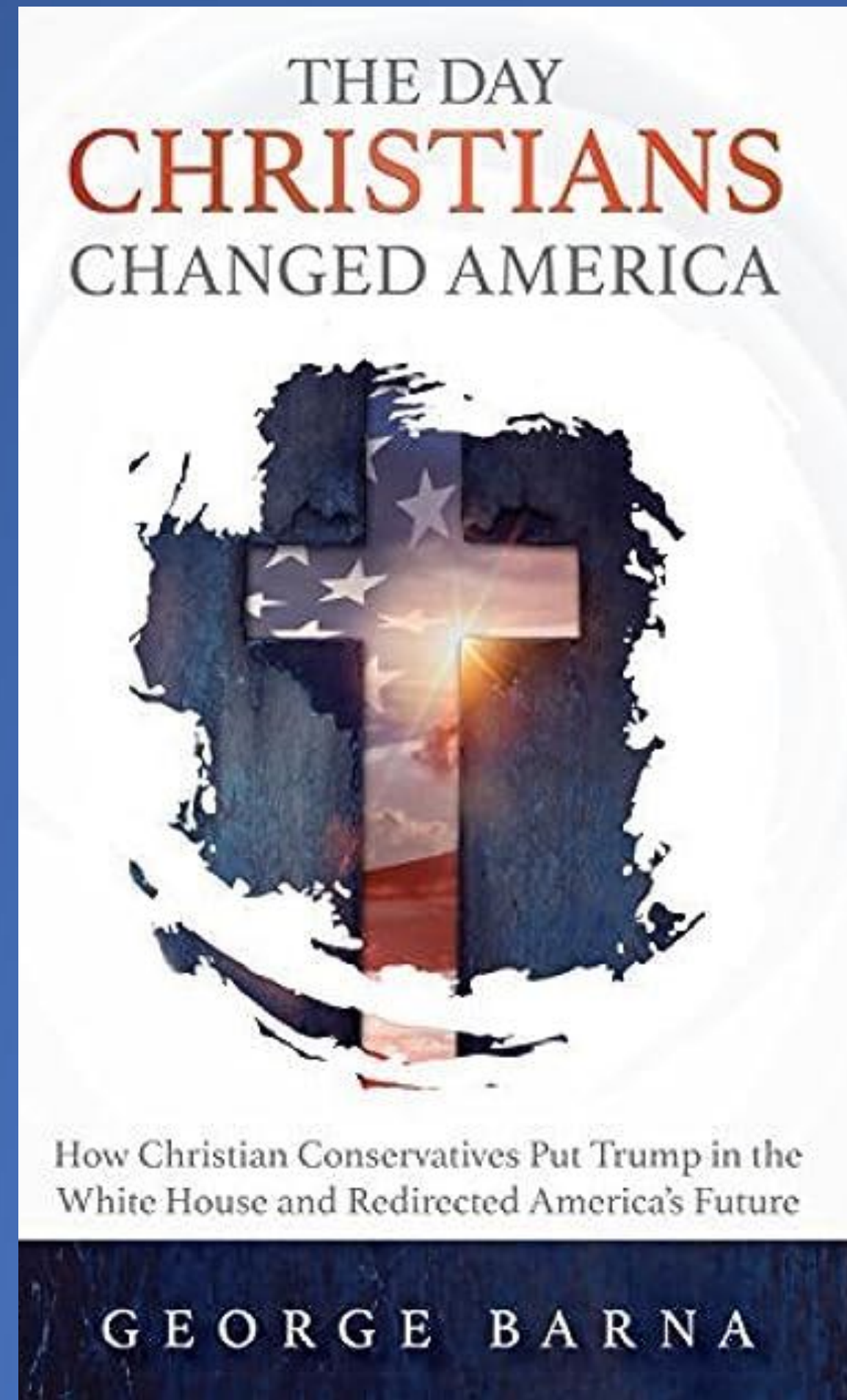
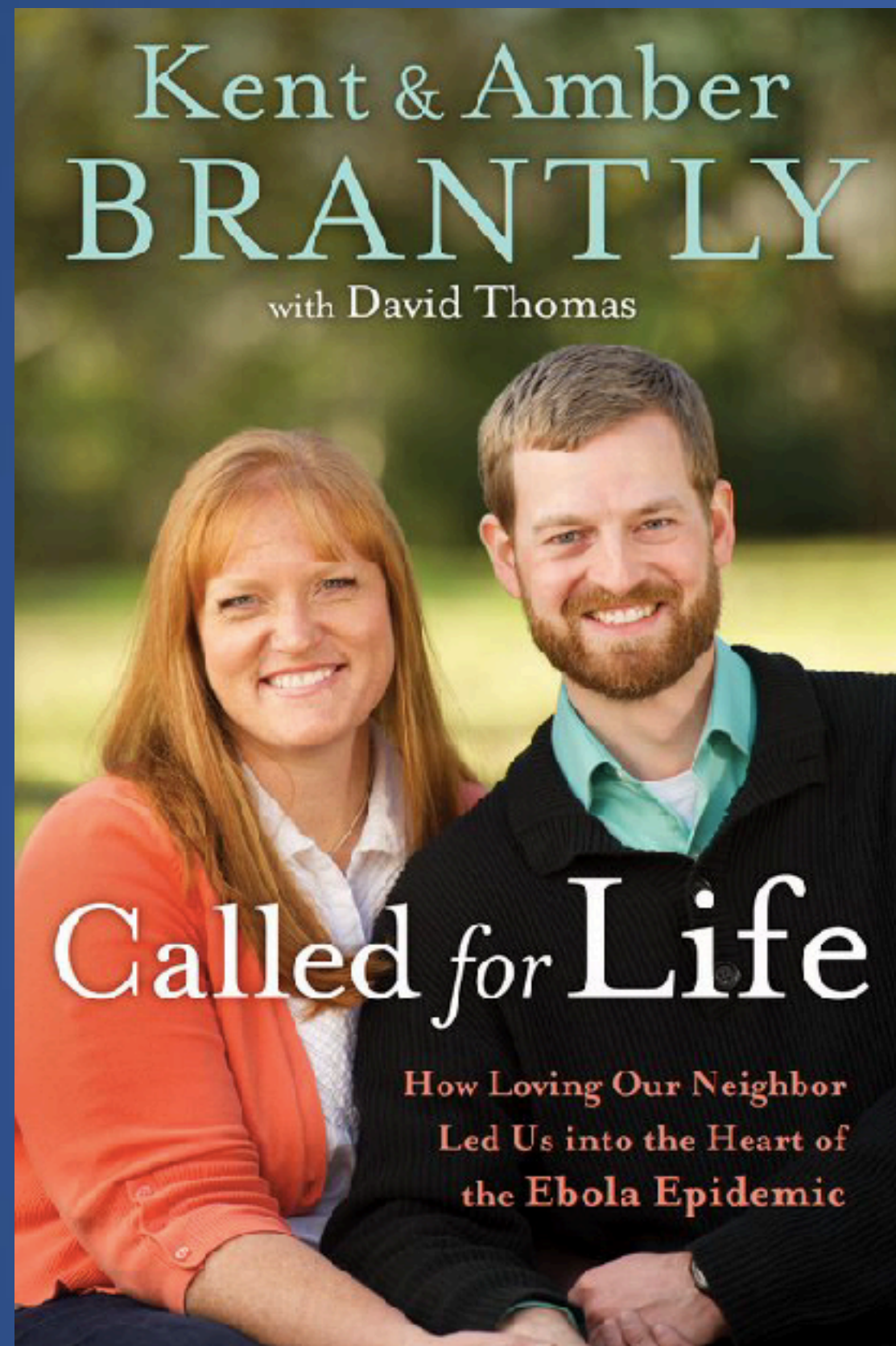


Here's a study to file under "unworkable but very cool." A group of Japanese researchers has developed a mosquito that spreads vaccine instead of disease. Even the researchers admit, however, that regulatory and ethical problems will prevent the critters from ever taking wing—at least for the delivery of human vaccines.



THEHIGHWIRE.COM

XMRVs: of MICE, Monkey & Manufactured Viruses generated Human Xenotransplantation: BIOWEAPONS Masquerading as Vaccines.



CHRISTIAN DOCTOR, HYDROXY CLOROQUINE, SALINE INFUSION AND PRAYER STOPPED FAUCI 2014 EBOLA Plandemic

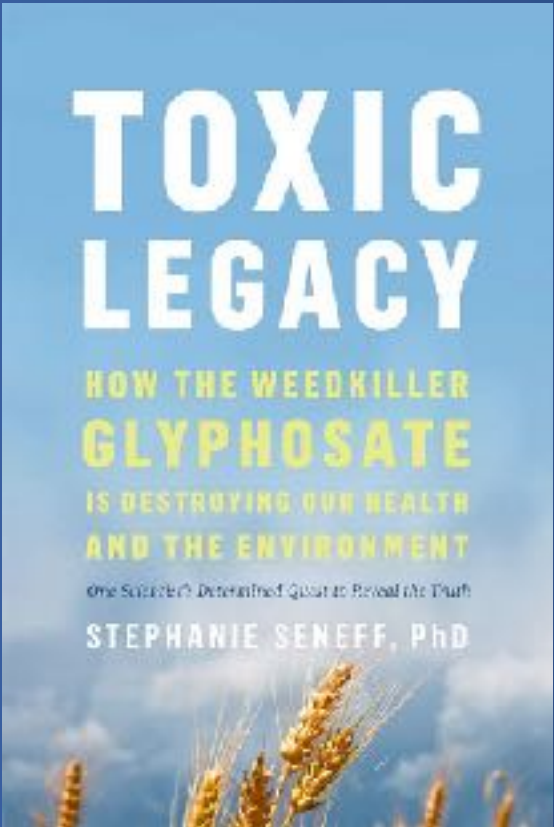
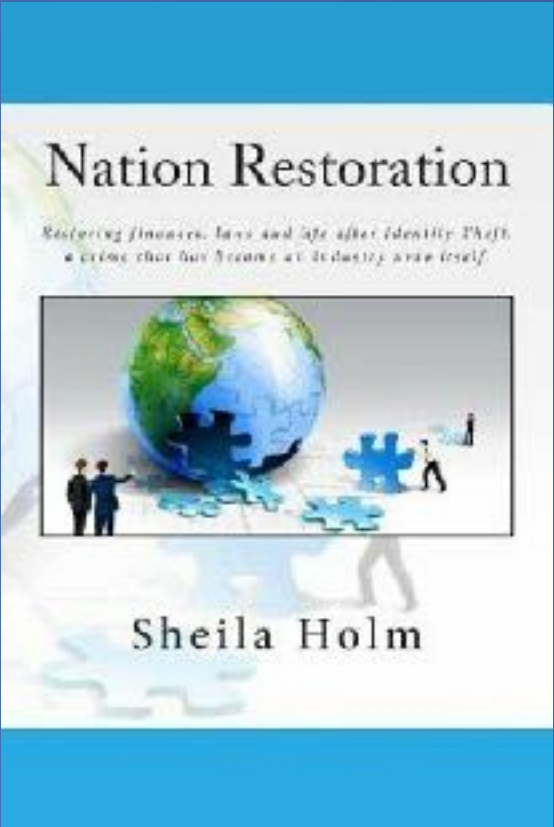
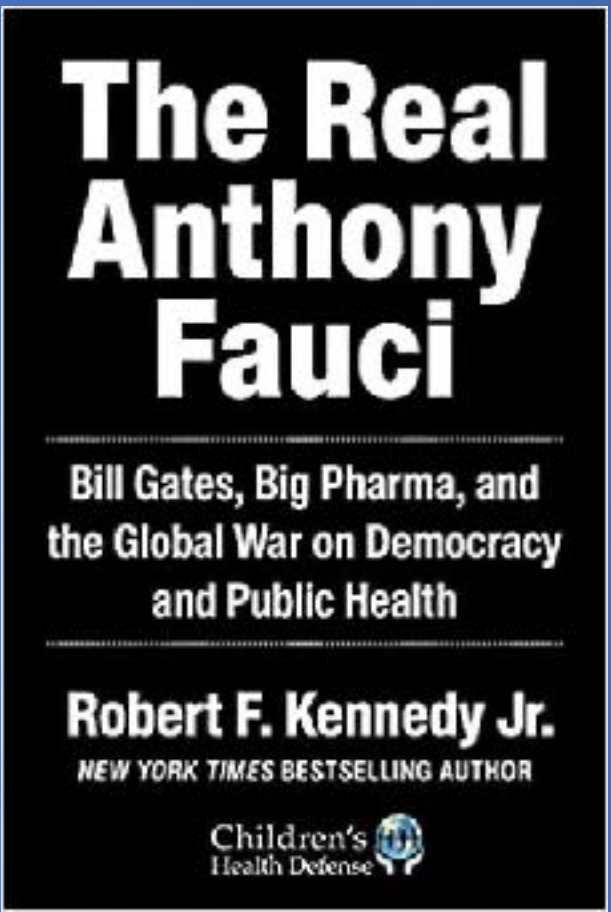
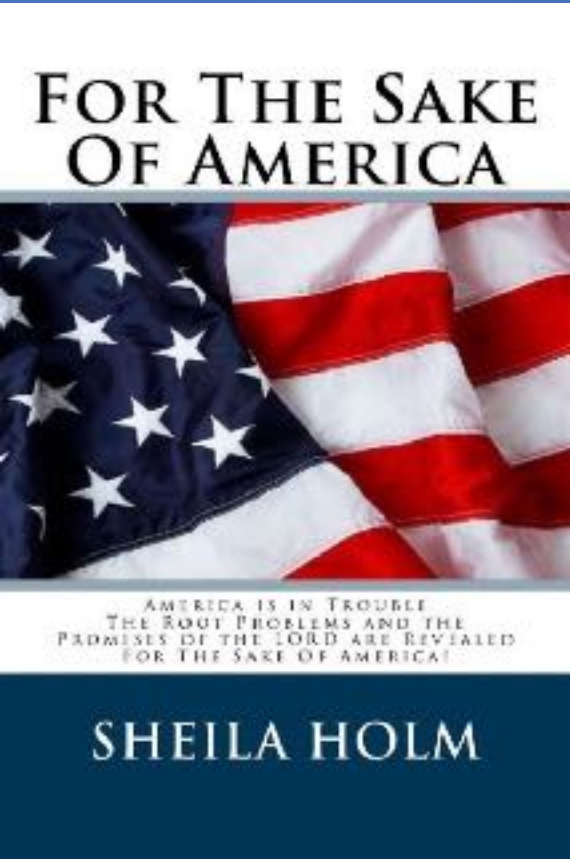
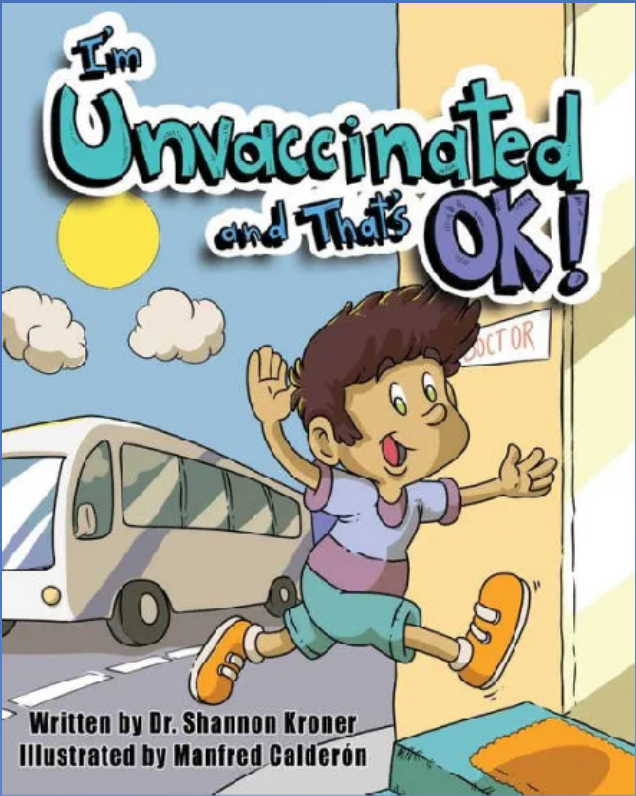
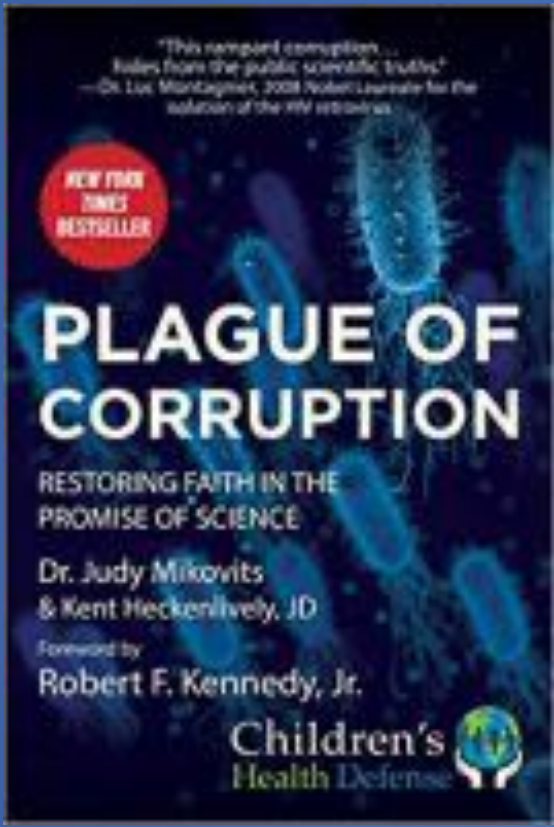
GOD's People are destroyed from lack of Knowledge (Hosea 4:6)



TheRealDrJudy.com
DrJudy@TheRealDrJudy.com
Plaguethebook.com
Shop.therealdrjudy.com



Dr. Judy & friends' highly censored books that document the real science, healing solutions and show how we end this plague of corruption!



we are the medicine
our love is our power



- OPPORTUNITY TO FORM ALLIANCES!**
Together we can END FOREVER the Centur
PLAGUE of CORRUPTION

Dr Lee Merritt MD & I at the Restore Freedom Rally by FreedomLawSchool.org, finally met in person & realized we speak about the same thing from 2 different perspectives, exposing the genocide agenda.
rumble.com/v270714-dr-jud..
#ExcessDeaths #truth #vaccinegenocide #Health #love



6:47 AM Jan 26, 2023 44.4K Views

