



www.hammondlandowners.org

*What's Inside?*

A Little Bit of History	1
Emergency Phone Tree/Alert System	1
Run Report	2
From the Chief	2
Marijuana Crime Reporting	2
Annual Picnic Auction	2
Home Security	2
S%#T Happens	3
Get Ready!!! CalFire Inspection	4
Dan's Weather Report	4
2018 Board Members	6
Calendar	6
Ranch Service Providers	6



**Durney's Mill circa 1899-1920**



*A Little Bit of History*

When the Siskiyou Lumber and Mercantile Mill north of Black Butte desired to sell their business, Abner Weed was willing to buy it. He ran the Sisson Mill from 1889 till he sold the mill to Durney in 1897. Durney closed the Sisson mill in 1899 and moved it to the site where Hammond's Pond is now located, and that mill was subsequently known as Durney's Mill until about 1920.

*Emergency Phone Tree/Alert System*

The Hammond Landowners Association board is busy working on development of a Hammond Ranch Emergency Alert System to notify property owners in the event of a wildfire or emergency nearby or coming our way. The goal is to have two systems up and ready by the beginning of summer, one through an online mass communication tool (**Calling Post**), and the other as an internal phone/text tree system. Having two systems will create redundancy and increase chances that as many folks as possible will be reached.

Those Hammond Ranch property owners who have signed up to be in the notification system (approximately 100 to date) will be receiving a test text message and automated call around mid-May via both systems. The Calling Post phone number that will show on your phone is **(405) 308-4474** and the text message will show the sender as **24251**. Once you receive the test text and/or call, be sure to add the phone number to your cell phone contact list as "**Hammond Ranch Alert**," so that when/if we ever need to engage the system, you will know it is an important call and not a junk call!

If you have not yet signed up to be included in this notification system and wish to be, or would like more information about it, contact Katie LeBaron, lead coordinator, at [katielebowden@gmail.com](mailto:katielebowden@gmail.com) or (831)246-0123. Please note that HLA's system does not replace the Siskiyou County rapid emergency notification service called **CodeRED®**, which all are encourage to sign up for as well, at <http://www.co.siskiyou.ca.us/content/codered-emergency-alert-system>.

*Emergency Contact*

In the event of an emergency affecting the Ranch, particularly fire, call 911 and then, if there's time, please call Katie LeBaron, Emergency Phone Tree/Alert System coordinator, at 831-246-0123, so she can activate the Hammond emergency phone tree to alert all members.



**Our Mission Statement:** To provide information, to assist in the coordination of group actions, to determine guidelines and make suggestions in matters relating to development and use of property on Hammond Ranch.



## Run Report

Our volunteer department responded to several calls this quarter: January – 1 alarm sounding; February – 1 medical, 1 structure fire, 1 vehicle fire, 1 smoke check; March – 2 traffic collisions, 3 vegetation fires, 2 medicals, 1 vehicle fire.

## From the Chief

With winter almost behind us, it looks like a below-average precipitation year. This could result in a high fire danger this spring and summer, a scenario which we are all familiar, I am sure.

This is the perfect time of year to assess your property for wildfire preparedness and evacuation action plan. One option you may want to consider is to install a 2500 gallon water storage tank at your residence. The cost of the tank is approximately \$1000.00 at Tractor Supply plus another \$400.00 in plumbing.

This additional amount of water would greatly increase the odds of firefighters successfully saving a home. The average wildland fire engine only holds 500 gallons, which disperses quickly.

I installed a tank at my house about seven years ago and helped install several tanks around the Ranch, so I think I have it figured out. If you think this is a good option for you, I can help get you started.

*Dave Jenkins*  
*Fire Chief, Hammond Ranch*  
530-938-4200

## Home Security

Recently, a Ranch resident returned to their property -- where their home is under construction -- to find their storage container standing wide open, boards had been removed from a garage door and a chainsaw and impact wrench stolen, as well as tools had been loaded into a box and the box was still there as if the thieves were coming back to retrieve it.

Of course, the Sheriff was called. The deputy shared that there have been other thefts on the Ranch and that they get two calls a week in the surrounding area -- not just the Ranch -- regarding thefts and break-ins! It is suspected that drugs are involved, in that, the thieves are looking for things to sell.

The resident shared that nothing was locked up and would encourage everyone to lock your home and cars.

Another neighbor found a backpack on a Ranch road that had tools and ammunition in it. It is unknown if it was stolen or perhaps a trespasser's property.

Unfortunately, times have changed!



## Marijuana Crime Reporting

If you have witnessed any illegal marijuana activity within Siskiyou County, California and would like to submit the information anonymously, the Sheriff's office has a marijuana crime reporting form. The information will be routed to the Marijuana Eradication Team.

The form can be found at:  
<https://www.co.siskiyou.ca.us/content/sheriffs-office-online-marijuana-crime-reporting>.



Posted on Dale Creek Road  
by a Mysterious Hammond  
Ranch Artist!



## Annual Picnic Auction

Planning for the Hammond Landowners Association annual members picnic has begun! Donations of items or artwork, hand made by Hammond Ranch residents, for the auction are needed and would be very much appreciated. The auction is not just fun, it raises funds to help pay for road maintenance, road signs, the picnic, the annual meeting and general administrative costs.

If you'd like to contribute something, contact Katie LeBaron at 831-246-0123 to coordinate.



## S%#T Happens!!

Living on the Ranch is wonderful. Wide open spaces, critters, fresh air, beautiful vistas. We DO, however, have to be concerned about several things that our "citified" friends don't have to think about.

So, you can imagine my intrigue when I read the following:

*"I've heard that tossing a whole, dead chicken into my septic tank lessens the need to have the tank pumped because the bacterial action created by the rotting carcass is effective at breaking down sewage. True?"*

Roy Berendson – *Popular Mechanics* columnist -- was asked this question in a recent edition of the magazine. When I stopped chuckling, I thought: 1. Where would I get a dead chicken? 2. Does it need its feathers still attached? 3. What does Roy say?

Well, to summarize his reply, NO, it's not a good idea and may actually have the opposite result – clogging up the system.

After doing a little research, I found lots of good information online about septic tank maintenance and felt that it would be useful to all of us on the Ranch who depend on this type of system.

First of all: How do you know if your system is failing? Here are some signs.

- Toilets are slow to flush.
- Water backs up into sinks, toilets, bathtubs, and laundry machines.
- Gurgling sounds are heard when running water or flushing toilets.
- Grass is a deeper green color over the septic system area.
- Patches of unusual puddles and sogginess.
- Depressions forming in the soil.
- Unpleasant smell in or around the house.

It's *Good News* if none of these problems seem to apply to you. However even the best designed system will fail if not maintained on a regular basis. Apply these suggestions to keep your septic system in tip-top shape:

1. **Know the location of your septic tank and drain field.** Check the property survey and mark the area with permanent stakes. Keep this information in your home records.
2. **Pump the septic tank every 3-5 years or as needed.**
3. **Keep vehicles, livestock, and other heavy equipment off the septic system area.**
4. **Avoid building structures over leach fields or that limit access to the septic tank or distribution box.**
5. **Monitor the area around tank and leach field regularly.** Sudden changes in grade (settling), unusual puddling or wet patterns, odors, or sinkholes, can indicate trouble with your system.
6. **Consider replacing older systems with modern ones for increased efficiency and safety.**
7. **Use water efficiently.** Be mindful of personal water use. Check toilets for running water, fix leaky faucets, and install water-conserving fixtures and appliances.

8. **Flush responsibly!** DO NOT flush products that don't easily degrade such as: paper towels, cotton swabs, personal hygiene products, condoms, medications, disposable diapers, coffee grounds, cat litter, cooking fats/oils, facial tissues, dental floss, cigarette butts, plastics, or bones.
9. **Avoid placing hazardous and strong chemicals down sinks or toilets** such as: drain cleaners, solvents, paint, paint thinners, floor cleaners, sink cleaners, motor oil, antifreeze, and pesticides. Small amounts of household bleach, disinfectants, cleansers, antibacterial soaps, are OK when used as directed for normal household uses.
10. **Plant only grass over and near your septic system.** Tree and shrub roots can interfere and damage the system.
11. **Avoid water drainage from gutters and basement sump pumps into or near the septic system.**
12. **Use your garbage disposal sparingly.** An increased amount of solids can overwhelm the system. Upgrade to a larger septic tank and pump more often if you consistently use a garbage disposal. (Hint: Compost is good!)

The EPA (Environmental Protection Agency) has an extensive explanation of these points on their website. See <https://www.epa.gov/septic/how-care-your-septic-system>.

One additional recommendation was found in only a couple of articles. Some entities recommended the use of enzyme additives to replace beneficial bacteria, but it looks like this is "old school" and no longer recommended. If you have been urged to use these additives, look into it before making your decision.

Here are a few septic servicing companies in our area that do pumping. Some of them also install or replace septic systems. Most give free estimates for these services. (*In alphabetical order*)

Fischer's Siskiyou Backhoe and Septic	888-964-9907
Siskiyou Backhoe and Septic	530-926-4695
Siskiyou Sanitary Services	530-926-1490

If you know of additional service providers or have recommendations, your neighbors would appreciate hearing from you via *Nextdoor Hammond Ranch* at <https://nextdoor.com/neighborhood/hammond-ranch--weed--ca/>.

by Linda Klokow



"The sun was warm but the wind was chill.  
You know how it is with an April day.  
When the sun is out and the wind is still,  
You're one month on in the middle of May.  
But if you so much as dare to speak,  
a cloud come over the sunlit arch,  
And wind comes off a frozen peak,  
And you're two months back in the middle of March."

- Robert Frost, *Two Tramps in Mud Time*, 1926

## Get Ready!!

### CALFIRE WILL SOON BE CONDUCTING WILDFIRE INSPECTIONS IN THE HAMMOND RANCH AREA.

CalFire inspectors will soon be conducting inspections in the Hammond Ranch area for compliance with California Fire Code PRC4291. The inspectors will be checking each property for compliance with the following requirements:

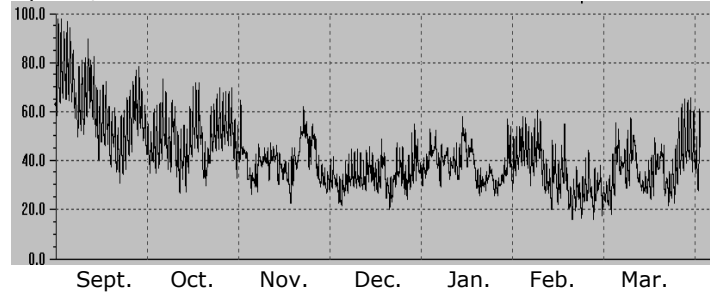
- Maintain around and adjacent to any building or structure a fire break made by removing and clearing away, for a distance of not less than 30 feet on each side thereof or to the property line, whichever is nearer, all flammable vegetation or other combustible growth. This does not apply to single specimens of trees, ornamental shrubbery, or similar plants which are used as ground cover, if they do not form a means of rapidly transmitting fire from the native growth to any building or structure;
- Maintain around and adjacent to any building or structure additional fire protection or fire break made by removing all brush, flammable vegetation or combustible growth which is located from 30 feet to 100 feet from such building or structure or to the property line, whichever is nearer, as may be required by the Fire Official if he finds that, because of extra hazardous conditions, a fuel break of only 30 feet from such building or structure is not sufficient to provide reasonable fire and life safety;
- Remove that portion of any tree which extends within 10 feet of the outlet of any chimney or stovepipe;
- Maintain any tree adjacent to or overhanging any building free of dead or dying wood;
- Maintain the roof of any structure free of leaves, needles or other dead vegetative growth;
- Provide and maintain at all times a screen over the outlet of every chimney or stovepipe that is attached to any fireplace stove, or other device that burns any solid or liquid fuel. The screen shall be constructed of nonflammable material with openings of not more than one-half inch in size.

by *Randy Klokow*



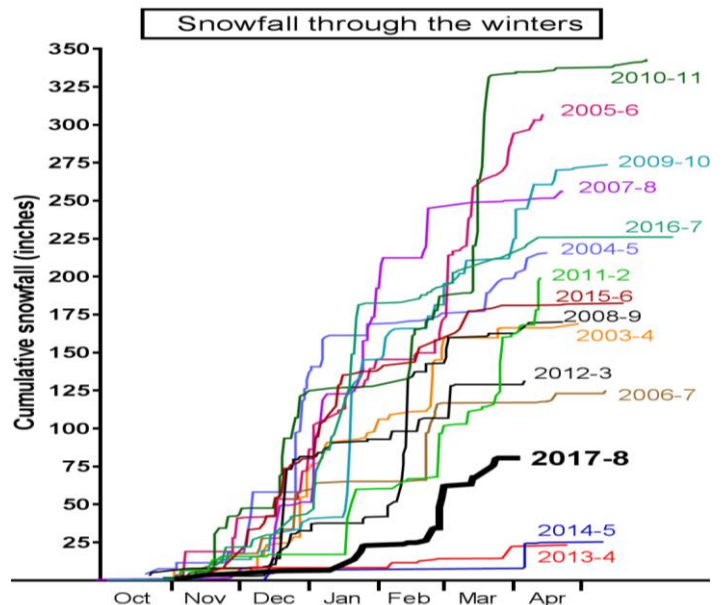
## Dan's Weather Report

This past winter has been unusual in both temperatures and (lack of) snowfall. Here is a graph of the daily temperatures (measured at 4200' elevation in the SE part of the Ranch) from last September through April 3, 2018.

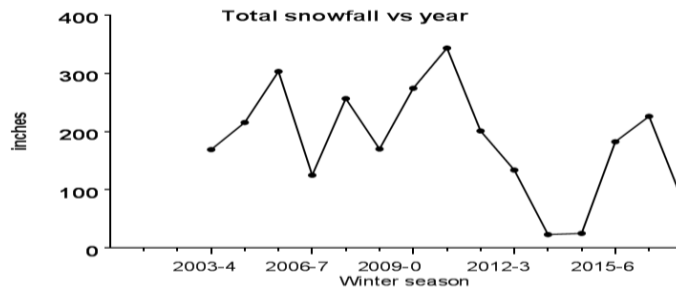


Winter was delayed. On average over many years, the coldest period in this area has been the last week of December through the first week of January. But this past winter, that particular period has been far warmer than normal, with daytime highs sometimes in the 50's, and early morning lows rarely below freezing. With only a few short cold spells, that warm period extended all the way from early December through mid-January, and then another far-above normal temperature period from about January 29 to February 11. Only the last two weeks of February and three short periods in March produced cold temperatures that would be more appropriate for early winter.

So, for most of December through mid-February it was too warm to snow. But that was not even an "option" because that same period was unusually dry and storm-free. The late February through early March period did see significant storms with substantial snow. But it was too late: the total snowfall (about 80") wound up far below most previous years (see graph below). Most of the Ranch saw even less snow accumulation because the rain/snow line was frequently up around 4000'.



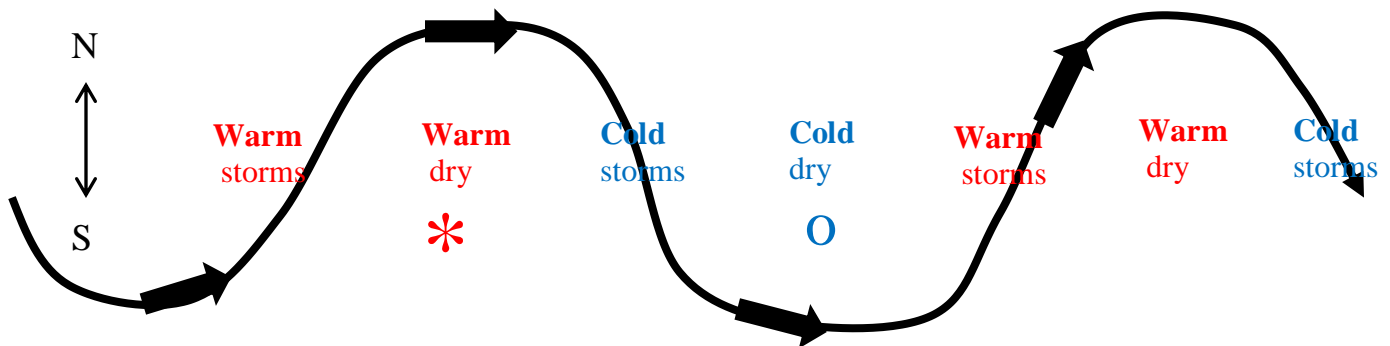
The only other previous winters, in at least the past 15 years, that produced less than 100" at 4200' were 2013-4 and 2014-5 (each less than 30"). So the three lowest snowfall winters all occurred in the last five years. Is this a trend? The end point for total accumulation at the end of each season can be replotted:



The natural variability is too high to make a definitive general statement, but the average for the last five years is less than half that of the previous nine.

At the very same times this winter when the West Coast was experiencing unusual warm temperatures, the US Midwest and East and Europe were experiencing unusual, even record-breaking cold. But also at the same time this winter, the Arctic near the North Pole was experiencing temperatures 30° F above normal, with even some days above freezing, a departure described by meteorologists as "stunning," with Europe sometimes considerably colder than the North Pole.

These opposite extremes are all explainable by one abnormality, summarized by the title of a *Scientific American* article from December 2014: "The Jet Stream is Getting Weird" by Dr. Jeff Masters. For the past several winters, the jet stream (the undulating river of air flowing generally west to east around the globe at high altitude) has dipped farther south and veered farther north than usual. This brings unusually warm air into the Arctic and unusually cold air into some places at lower latitudes. Those "some places" depend on where each place is situated compared to a jet stream undulation.



Aside from the increased amplitude of undulations, the "weirdness" includes one other feature. Normally, the undulations progress from west to east. But often in the last few winters, the progression has stalled, or even slowly reversed. That means that any particular condition, say "warm dry" will last for a long time at the same location. This is what happened to our area (denoted by the red asterisk) during most of the early December through mid-February period, in which most storms and cold air were shunted off to our north, only to plunge down into the Midwest and East (denoted by the blue circle). Finally, in late February, the whole pattern retrograded to the left (west) and we found ourselves in the cold storm zone that previously afflicted the East.

So why this weird behavior? The jet stream is driven by the temperature difference between the Arctic and the Tropics and it also promotes the development of storms along its path. One theory, still not confirmed but presented in some detail by Dr. Jennifer Francis in this month's *Scientific American*, is that global warming has heated up the North Pole more than the Equator (because the dark, bare water exposed by a melting ice cap absorbs more solar energy than does white ice). The consequent decrease of a temperature difference between the North Pole and the Equator slows down the wind speed of the jet stream, slows down the east to west march of the undulations and increases their tendency to meander farther North and South, in much the same manner as a river meanders more in flatter topography. The result for the mid-term is that droughts, deluges, hot and cold periods will all last longer, with slower but larger swings between them. That is what we can expect here in the next few decades. The theory, however, is still incomplete because it does not take into account the effect of storms on the jet stream itself, nor the effect of topography, nor the effect of sea surface temperatures and currents.

Over the longer term, it is clear from the actual records since 1975 that average temperature in the U.S. West is increasing at a rate of about 0.2°F every decade. (For data, graphs and maps, see the excellent website <http://climatereanalyzer.org> from the University of Maine and the NSF). This trend, if continued, will make the long hot periods even hotter and the long cold periods a bit more moderate. Locally, that means more rain and less snow, since the Ranch already straddles the rain/snow line. Although precipitation events and droughts will be more extreme, the actual record (so far) shows no clear trend toward overall wetter or drier; the data is very noisy on that question.

by Dan Axelrod

## 2018 Board Members

President	Erich Ziller	938-4993
Vice President	Paul Elberts	938-3835
Secretary	Jeanne George	524-7278
Treasurer	Katie LeBaron	831-246-0123
At-Large	Bob Keyser	938-4140
	Betty Leas	926-2149
	Pam Robinson	707-217-1309
	Tom Wearing	859-0991

*The Hammond Ranch Scene* Editor  
Larie Wearing 938-4288

The HLA Board of Directors cares about and wants to hear members' opinions, suggestions and ideas. Members are welcome to attend any of the board meetings. If you plan to attend, please let the host know in advance so that accommodations can be made.

We also encourage members to write to us and create a dialogue on topics of interest to Hammond Ranch landowners. The Board members can be reached by phone at the numbers listed above, by snail mail c/o HLA, P.O. Box 795, Mount Shasta, California 96067, or via email at


[hla@hammondlandowners.org](mailto:hla@hammondlandowners.org).

## Calendar

- HLA Board Meeting – Second Tuesday of every month, 7:00 p.m. The location is available on the website or from any Board member. The next meeting will be Tuesday, May 8, 2018 at the LeBaron/Davis residence. Members welcome. Call Katie or Davis at 831-246-0123 to confirm before attending.
- HLA Annual Picnic – *Saturday, July 7, 2018.* Location and time to be determined
- HLA Members' Annual Meeting and Luncheon – *Saturday, November 3, 2018.* Location and time to be determined.
- Siskiyou County Board of Supervisors – First, second and third Tuesdays of every month, 10:00 a.m., County Courthouse, Yreka. Call Clerk at 842-8081 to confirm the meeting.
- Hammond Ranch Fire Safe Council -- Meetings are scheduled by Randy Klokow. He can be contacted at [rklokow@gmail.com](mailto:rklokow@gmail.com).

## Ranch Service Providers

A listing has been compiled of those available for hire with heavy equipment to provide services to the Ranch, including snow removal. You will find it by going to the website on the News and Events page: [www.hammondlandowners.org](http://www.hammondlandowners.org).



## Moving or changing email address?

Please send changes of address to:  
*The Hammond Ranch Scene*

c/o HLA

P.O. Box 795

Mt. Shasta, CA 96067-0795

or email to:

[hla@hammondlandowners.org](mailto:hla@hammondlandowners.org)



P.O. Box 795  
Mount Shasta, CA 96067