



# WARPED NEWS

SPUN BY PALOMAR HANDWEAVERS' AND SPINNERS'


Email: [palomarweavers@gmail.com](mailto:palomarweavers@gmail.com)

Website: <https://palomarweavers.com/>



## WEAVING NEWS

Victor Pestone finished his first solo project, point twill on a table loom. It is beautiful and well executed. Excellent work, Victor!



## WHAT ARE YOU CREATING?

Becky Reed has been busy weaving and creating. She made this lovely shoulder bag from a weaving remnant and wove the inkle band. Nice job, Becky!



JUNE 2026

## NEXT MEETING

**13 JUNE 2026**

Meeting begins at **10:00 AM**  
Coffee and Snacks at **9:30 AM**

## SPINNING NEWS


Marcelle & Robyn bought a fleece from a ram named Louie while at CNCH. Follow them as they process and spin Louie starting in July.



Next Second Saturday Spinners is July 11th on the Cottage porch.

## More Spinning News

Our friends from the San Diego County Spinners Guild had a fantastic second place finish in the Back to Back Challenge. Way to go, Ladies!



11 hours and 58 seconds from sheep to sweater. And we are still smiling

## FELTING NEWS

Marty won a basket at CNCH when her Owl was voted as a participant favorite!



## TAPESTRY NEWS


Robyn Sendelbach has enrolled in Rebecca Mezoff's online Summer of Tapestry workshop. It's a wonderful way to channel your creativity on a small scale. There is still time to join the fun!



## SUPER SATURDAY CLASSES

Join us **July 11th** to take a class in: Spinning, Basic Inkle Band Weaving or Introduction to Rigid Heddle Weaving.

Our next meeting will be in June when Susan Van Winkle will lead a workshop in sewing a simple top from your handwoven yardage. See Susan for questions about the structure and amount of yardage needed.



## Next Events

**JUNE TRACTOR SHOW**  
**June 20-21 & 27-28**

**SUMMERGRASS**  
**August 14-16**

## AGSEM

WEAVING BARN AND SPINNER'S COTTAGE  
OPEN  
THURSDAY,  
SATURDAY AND  
SOME SUNDAYS  
10AM - 2 PM

## FOR SALE

We have some large tapestry frame looms left over from FAF. Stay tuned for more items this summer.

## LIBRARY

We are working to update our library. Let Connie Knuth know if you would like to see a specific book added to the collection.

## A SMASHING SUCCESS!

Thank you to all who contributed to this year's **Fiber Arts Fiesta**. It takes a village and this year the village grossed more than **\$29,000!** We had close to **1000** visitors & **46** Vendor/Demonstrator spaces. Thank you to **Darlene**, our Vendor Liaison. Our classes were a hit keeping **Marty** busy collecting class fees and selling Make & Take tickets. **Connie** and her helpers brought in over \$6000 of sales. **Jill, Vicki, Susan** and their assistants stayed busy with Make & Take. **Michelle** had an awesome wool processing demonstration area. We are ever grateful for our **30** volunteers who helped with tours, demonstrations and sales in the barn and cottage. We could not have done this without you. You are the key to our success!

Sheep shearing was popular, as always, and we thank **Heather Barrett-Warner** for her generous loan of sheep to shear. Kudos to **Erika** who diligently sat with the sheep and spun the greasy wool as it was sheared. She added an element of educational reality to the demonstration.

**John Britt** was a great help with spinning wheel care and sales. **Gina Caudillo** and **Barb Thomas** loaned their time and expertise to teaching classes.

It was a great event and we look forward to next year when we will do another stellar job **May 1-2, 2027**.



## STEERING COMMITTEE

CHAIR: Marty Foltyn, [mtfoltyn@gmail.com](mailto:mtfoltyn@gmail.com)

PAST CHAIR: Robyn Sendelbach, [robynsend@gmail.com](mailto:robynsend@gmail.com)

TREASURER: Connie Knuth, [conniejknuth@gmail.com](mailto:conniejknuth@gmail.com)

SECRETARY: Jill Sparrow-Koch, [jillkoch35@gmail.com](mailto:jillkoch35@gmail.com)

PROGRAMS: Karen Wooton, [purplejunque@gmail.com](mailto:purplejunque@gmail.com)

EDUCATION: Barb Thomas, [barbthomas1940@gmail.com](mailto:barbthomas1940@gmail.com)


SOCIAL MEDIA: Marty Foltyn, [mtfoltyn@gmail.com](mailto:mtfoltyn@gmail.com)

MEMBERSHIP: Chisom Shitanishi, [chisomd@gmail.com](mailto:chisomd@gmail.com)

## Rosa Mitchell's Maine Adventures

Many of you are aware that Rosa moved to Maine recently where she is acclimating to the challenges of chopping through snow in order to move into her new home. She shared this story of finding a new loom:

I saw a listing for a 12 shaft countermarch loom made by a Swiss company called ARM. My husband suggested I make an offer that would fit in our "just moved across the country budget". With a little hesitation I made an offer. I received a message that if I still wanted to loom it was mine. All I had to do was to drive up to Portland area and dismantle! I informed Jon that I would need his assistance and larger car...we drove up and met a gorgeous retired weaver and artist named Jutta and she told me the story of acquiring the loom from an art school in Switzerland. She moved with her husband to New York, then to several stops in Maine. This loom made the entire journey. We went up to her 3rd story attic/studio and saw the loom. I can tell you I was surprised to see it in person. Jon was stunned. Monster is the only word that comes to mind! I had two men standing there with wrenches eager to start tearing the loom down and I had to inform them that we would be going only at the pace that I could label and document so I could reassemble later! Let me tell you that every piece of this loom is not just big but oversized and heavy! The beater, the back beams, break mechanisms...all really big and really heavy! This loom was clearly made to weave rugs. This loom was designed by someone who was an incredible engineer and a weaver. It's a Swiss Army knife of looms. And it's definitely a loom to grow into. We managed to get most of the pieces down the three flights of stairs but ran into trouble when we got to the gables... somehow no matter what we tried we could not get the side pieces out of the attic! Luckily Jutta's son-in-law had worked for a skylight company and was not afraid to just pop the skylight out and we lowered the gables out the window and down the three stories to the ground! We then had to rent a U-Haul drive an hour to our house, unload, drive the U-Haul back up and then drive our car back down haha. I thought Jon was going to kill me but he took it in stride. I managed to get it back together. It's a tight squeeze but it fits in the sunroom. I have more stories for you but enough for now!



Please tell everyone I miss them!