



Your way to an easy A

2026 WA1 Paper
Cantonment Primary School
Science
Primary 6

Instructions to candidates

1. Follow all instructions carefully.
2. Answer all questions.
3. Duration: 45 minutes

Section A	/ 20
Section B	/ 10
Total	/ 30

42 Chai Chee Street #01-42 | www.easyacademy.sg | +65 8557 4055

Section A: For each question from 1 to 10, four options are given. One of them is the correct answer. Make your choice and fill it in the corresponding brackets provided.

1. During photosynthesis, a plant releases substance R to the environment. Substance R is _____.

- (1) sugar
- (2) starch
- (3) oxygen
- (4) carbon dioxide

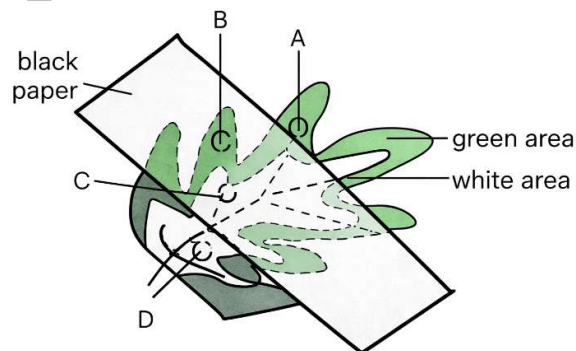
()

2. Which one of the following shows the energy changes during photosynthesis?

- (1) Heat energy → Light energy
- (2) Heat energy → Chemical potential energy
- (3) Light energy → Chemical potential energy
- (4) Chemical potential energy → Light energy

()

3. A plant was left in a dark room for 2 days. One of its leaves was partly covered by black paper as shown below. The plant was then put in the sun. After several hours, the leaf was plucked off and the black paper was removed. The leaf was tested for starch. In which of the areas labelled A, B, C and D is starch mostly found?



- (1) A only
- (2) B only
- (3) A and D only
- (4) B and C only

()

4. More aquatic plants can be found near the surface rather than at the bottom of a deep pond.

What is the main advantage of this?

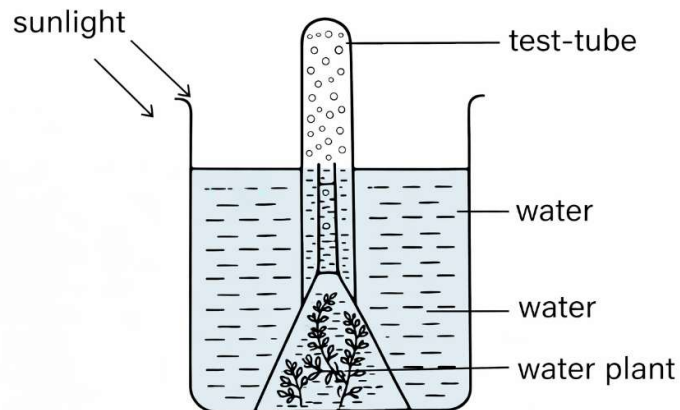
- (1) They can get more nutrients to grow.
- (2) They can take in more water from the rain.
- (3) They can trap more sunlight for photosynthesis.
- (4) They can take in more carbon dioxide from the surrounding air.

()

5. Sandy prepared four set-ups as shown in the table below.

Set-up	Amount of water (ml)	Mass of water plant (g)	Place under the sun
A	300	10	Yes
B	600	10	Yes
C	300	20	No
D	600	10	No

An example of one of the set-ups is shown below.



She wanted to find out if light affects the rate of photosynthesis. Which two set-ups should Sandy use to conduct a fair test?

- (1) Set-up A and Set-up B
- (2) Set-up A and Set-up C
- (3) Set-up B and Set-up C
- (4) Set-up B and Set-up D

()

6. Which one of the following shows the energy conversions that take place when a stick is rubbed against a piece of wood to start a fire?

- (1) Kinetic energy of stick \rightarrow Heat + Light + Sound energy
- (2) Kinetic energy of stick \rightarrow Potential energy of wood
- (3) Potential energy of wood \rightarrow Kinetic energy of stick
- (4) Potential energy of wood \rightarrow Heat \rightarrow Light + Sound energy

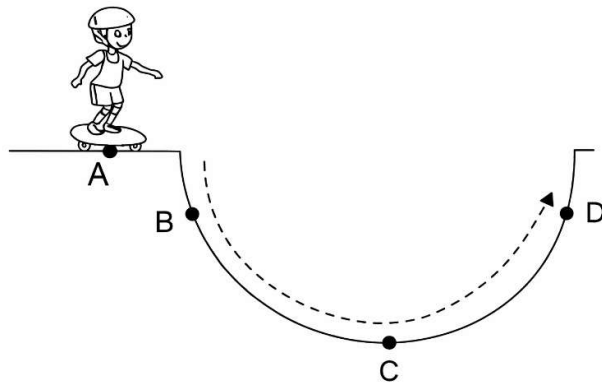
()

7. Which one of the following examples is true?

	Potential energy \rightarrow Kinetic energy	Kinetic energy \rightarrow Electrical energy
(1)	A moving car coming to rest	A calculator being switched on
(2)	A moving car coming to rest	An iron being switched on
(3)	A roller coaster going down the tracks	An electric drill being switched on
(4)	A roller coaster going down the tracks	A spinning turbine that is connected to a generator

()

8. A boy, at point A, was skateboarding down the ramp as shown below.

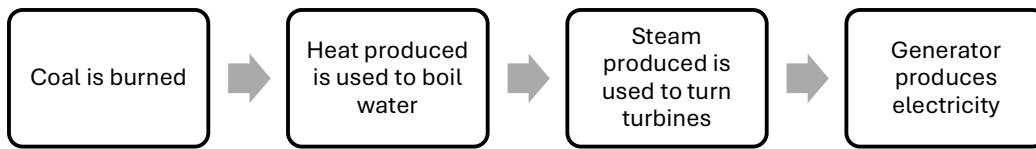


At which points on the ramp will the boy have both potential and kinetic energy?

- (1) A and B only
- (2) B and D only
- (3) A and C only
- (4) C and D only

()

9. The flow chart below shows the process of burning coal in a power station to generate electricity.

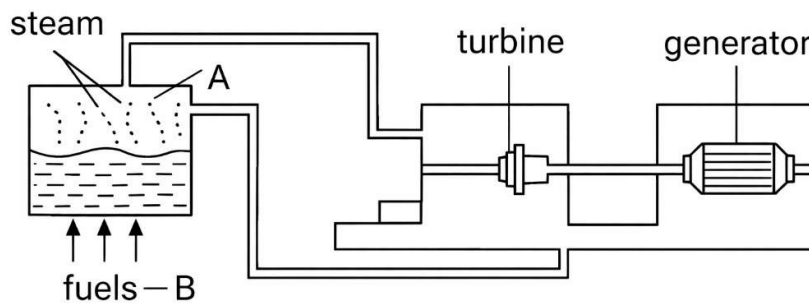


Which one of the following is correct?

	Is the amount of electrical energy generated equal to the amount of potential energy in coal?	Explanation
(1)	No	Some of the chemical potential energy is destroyed during burning.
(2)	No	Some of the chemical potential energy is converted to light energy and heat energy.
(3)	Yes	Energy is converted totally from one form to another.
(4)	Yes	The turbines and generator are in good working condition.

()

10. The diagram below shows how a power generates electricity.



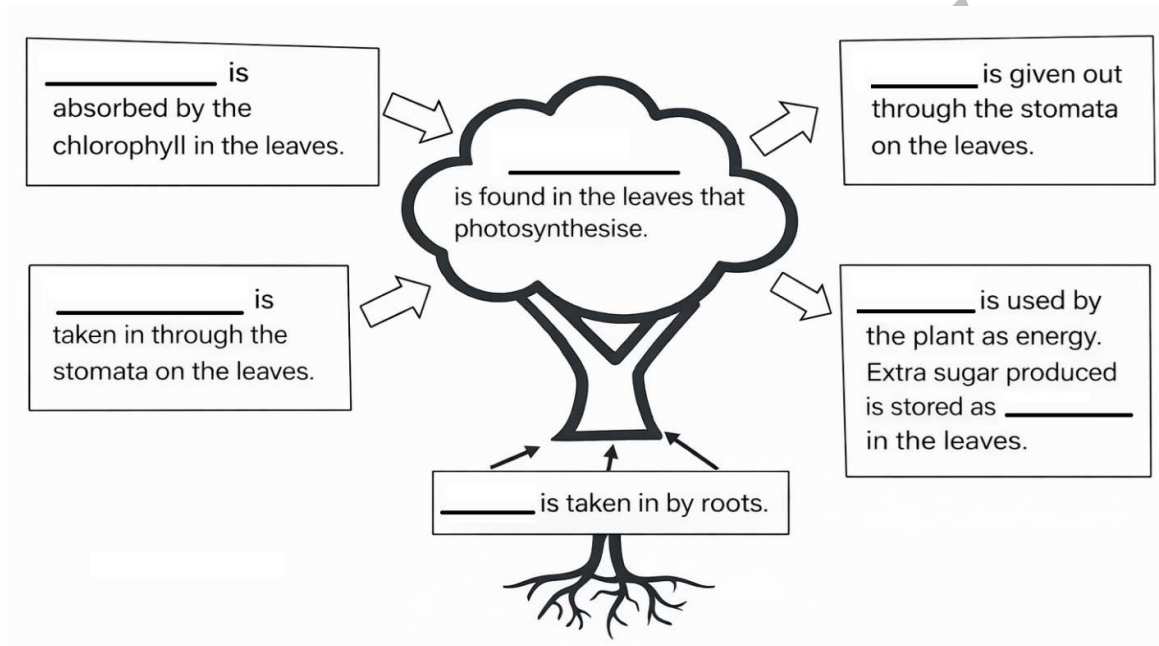
What is the main form of energy at A and B?

	A	B
(1)	Kinetic energy	Heat energy
(2)	Kinetic energy	Chemical potential energy
(3)	Chemical potential energy	Kinetic energy
(4)	Chemical potential energy	Heat energy

()

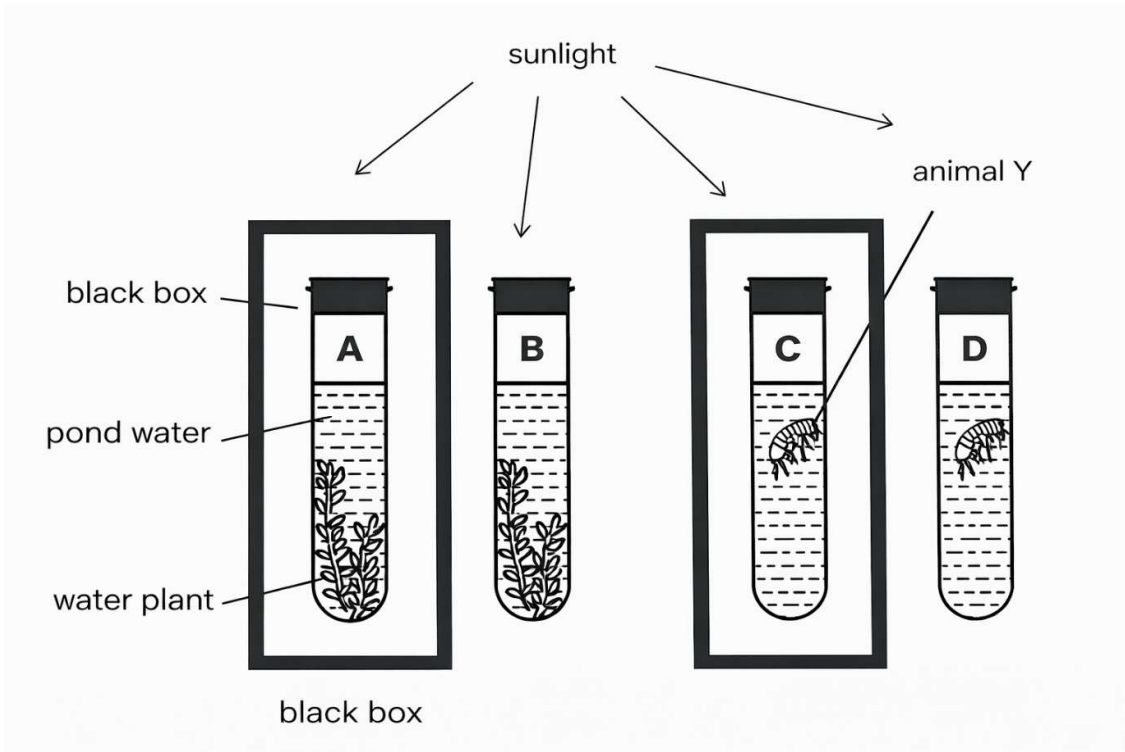
Section B: For Questions 11 to 13, write your answers in the spaces provided. The number of marks available is shown in the brackets at the end of each question or part question.

11. The diagram below represents the process of photosynthesis. Fill in the blanks. [3]



EASY

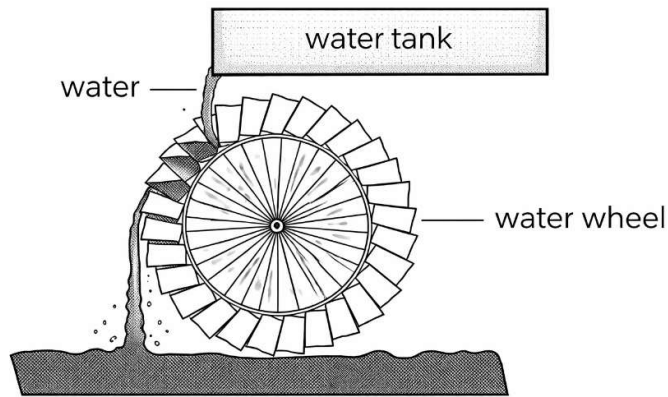
12. Bryan prepared the set-ups below to investigate if respiration and photosynthesis can occur in water plants and animal Y. He placed all set-ups in the sun for a period of time.



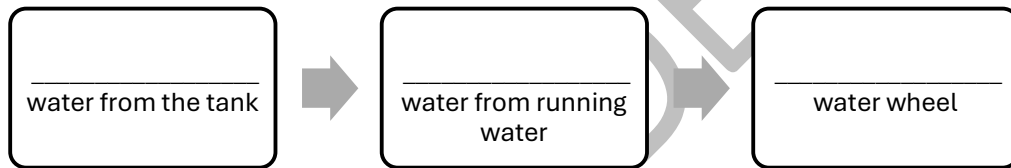
Complete the table by placing a tick in the correct boxes to show whether photosynthesis and respiration are happening in each set-up. [2]

Set-up	Photosynthesis	Respiration
A		
B		
C		
D		

13. The diagram below shows a water wheel. Water flows from the water tank directly onto the water wheel and the wheel will start to spin.



(a) State the energy changes as the water wheel spins. [2]



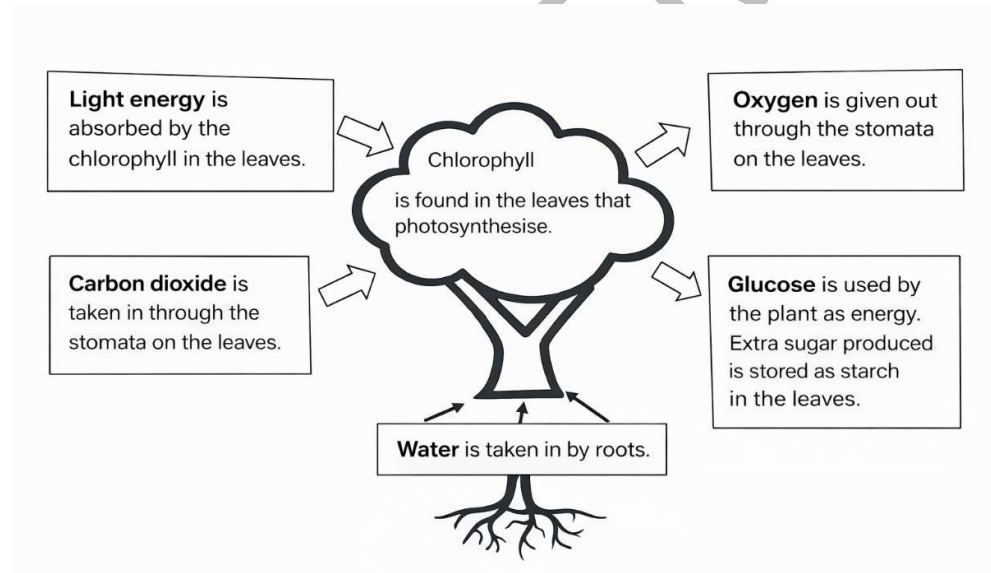
(b) How did the speed of water flow from the tank affect the speed of the water wheel? [1]

(c) What would happen to the speed of the water wheel if the tank is moved to a higher position? Explain your answer. [1]

(d) Without adding or removing any apparatus, state another modification, not mentioned in part(b) and (c) that could allow the water wheel to spin more quickly? [1]

Solutions

1. 3
2. 3
3. 1
4. 3
5. 4
6. 1
7. 4
8. 2
9. 2
10. 2
- 11.



12. Respiration, Photosynthesis & Respiration, Respiration, Respiration
13. Potential energy → kinetic energy → kinetic energy
14. The faster the speed of the water flow from the tank, the faster the speed of the water wheel.
15. The speed of the water wheel will increase as there is more potential energy of the water tank which will be converted to more kinetic energy of the running water which will be converted to more kinetic energy of the water wheel resulting in the water wheel turning faster.
16. Increase the size of the opening of the tank.