


ARCH MACHINE 600



A factory on wheels.



4 REASONS GLOBAL STEEL HAS THE MOST EFFICIENT METAL BUILDING MACHINERY ON THE MARKET

+ The Arch Machine has countless applications.

THE RIGHT PRODUCT

The Arch Machine is a highly versatile factory on wheels! Utilizing coiled steel, it can produce 5,000sqft of building in as little as 3 days.

AT THE RIGHT PLACE

Used in over 30 countries across the globe, the Arch Machine has constructed thousands of buildings from potato storage units in America's heartland to military structures in Iraq and Afghanistan. Ask us about our earthquake-resistant buildings in Kobe, Japan

+ The Arch Machine panels can be arched to your specifications.

+ The Arch Machine eliminates costly labor problems and time delays.

AT THE RIGHT TIME

Developed from over 30 years of experience, the Arch Machine manufactures metal buildings of all sizes. No other building is easier or faster to erect, expand or modify.

FOR THE RIGHT PRICE

The Arch Machine produces continuous savings with minimal construction expenses. As compared to conventional methods.

CONTACT US NOW




GLOBALSTEEL@AOL.COM

ARCH 600 SPEC SHEET

STANDARD FEATURES

- Panel forming machine
- Panel curving machine
- Two electric seamers
- Fully equipped trailer
- Deutz diesel engine
- Lifting equipment for crane
- Hydraulic drive and control system
- Coil rack with one coil drum
- Weather vinyl protection covers
- Run-out table system
- Instruction Manuals & training



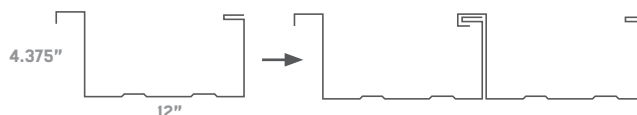
- + Each Arch Machine comes with 2 electric seamers. Each seam creates a weather tight seal. **NO BOLTS. NO SCREWS. NO RUST. NO LEAKAGE.**



OPTIONAL FEATURES

- Spare parts package
- Advanced training
- Air cooled gasoline engine
- Technical support
- Equipment/materials
- Repair/replacement parts
- Design engineering
- Design engineering computer Software Package:
 - > Arch analysis
 - > Foundation footing design labor
 - > Overhead door opening design
 - > Equipment, parts and labor building estimate for bidding contracts effectively

PANEL PROFILE



The highly efficient electric seaming machine provides + 70ft per minute of permanent seam, bring the panels together quickly and simply.



+ An excellent affordable housing solution



CONTACT US NOW



GLOBALSTEEL@AOL.COM