

**\*Professional Installation Recommended\***

# Cat Security™

by Cap City Muffler



## Toyota Prius Generation 4 2016 -2020

Thank you for your purchase. With the installation of this Cat Security™ plate, we hope that you will help prevent any further catalytic converter theft. The included hardware kit will help further secure your catalytic converter and deter thieves.

### **Package Contents:**


- (1) Aluminum Security Plate
- (4) 3/16" Rivets
- (4) Security Screws
- (2) Self-Tapping Screws

## **\*Professional Installation Recommended\***


**\*Cat Daddy Pro Tip\*** Check to see if you have the required aluminum mounting bars. You may have zero, one, two, or three. You will need a minimum of two support braces to complete this installation. If you have no support braces please order them from Toyota using part number 57533-47030

### Toyota Prius Cat Security™ Install Instructions (Gen 4)

**Step 1** - Ensure there are two support bars in the forward-most positions. Hold the Cat Security™ Shield up and install two self-tapping screws in opposing corners as shown on the picture.




**Step 2** - Once the Cat Security™ shield is stable, proceed to drill out the inner holes for the rivets. Install the rivets using the 1/2" rivet gun.



**\*Professional Installation Recommended\***

**Step 3** - Install the security screws in the corners of the Cat Security™ shield. You can use the self-tapping screws to make the holes for the security screws, if you do not have a 5/16" drill bit. Install security screws and you are done.



**Last Step:** Install the Cat Security™ stickers on the two rear windows and back window of your Prius to let people know your car is protected.