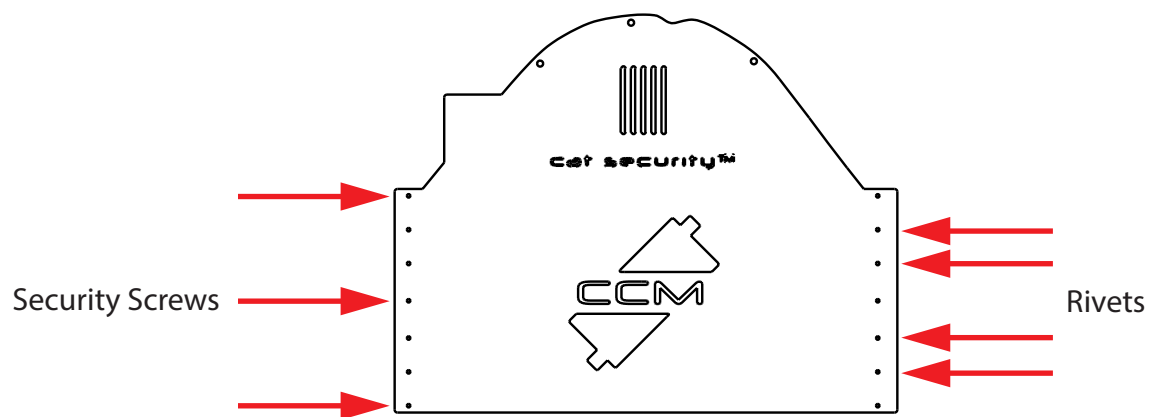


Cat Security™

by Cap City Muffler



Thank you for your purchase. With the installation of this Cat Security™ plate, we hope that you will help prevent any further catalytic converter theft. The included hardware kit will help further secure your customers catalytic converter and deter thieves.




Parts included

- (8) Rivets
- (6) Security Screws
- (2) Self Tapping Screws
- (1) Aluminum Security Plate

Finished Installation

2004-2009 Toyota Prius (Gen 2)

PROFESSIONAL INSTALLATION IS RECOMMENDED




The Cat Security™ plate is mounted on the front 3 factory studs and the OEM splash guard is installed over the plate. This allows for the plate to be centered and aligned with the frame rails on each side. These nuts are kept loose until all other fasteners are installed. These (3) 10mm nuts should be tightened last.



The pre-cut holes in the plate work as a guide to drill the holes that are needed for the correct installation of the provided rivets and security screws. The provided self tapping screws are used in the furthest corner holes to hold the plate in place while drilling the rivet holes. The self tapper can be use to pre-drill holes for the security screws as well.

***Notice the pattern as seen above:**

security screw, rivet, rivet, security screw, rivet, rivet, security screw.



If installed correctly, there should be enough space between the catalytic converter and the Cat Security™ plate to ensure there are no vibration noises or unwanted contact. After the installation of the security screws and rivets be sure to tighten the front (3) 10mm bolts.