



---

# HGI PROFICIENCY TESTING

ONE HUNDRED AND FIFTY ONE

Revision: 00

## Final report

Dec-2025

<b>LABORATORY CODE:</b> 10c
-----------------------------

**CHECKED BY: R BABOOLAL (SCHEME MANAGER)**

*Disclaimer: Opinions and interpretations expressed herein are outside the scope of SANAS accreditation*

**THINKING QUALITY, QUALITY THINKING**

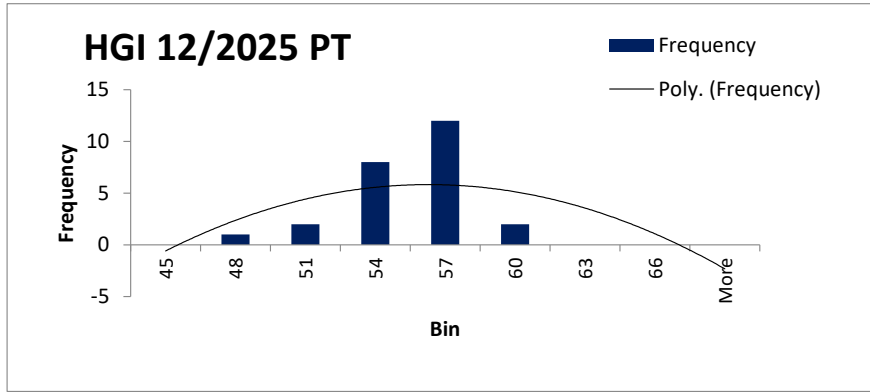
REGISTRATION NUMBER: 2006/149731/23 (RMB INDUSTRIAL STATIONERS cc t/a)

81 CERAMIC CURVE, ALTON, RICHARDS BAY 3900 | TEL: +27(0)35 751 2446 | CEL: +27(0)83 6500151 | FAX: 0862605793

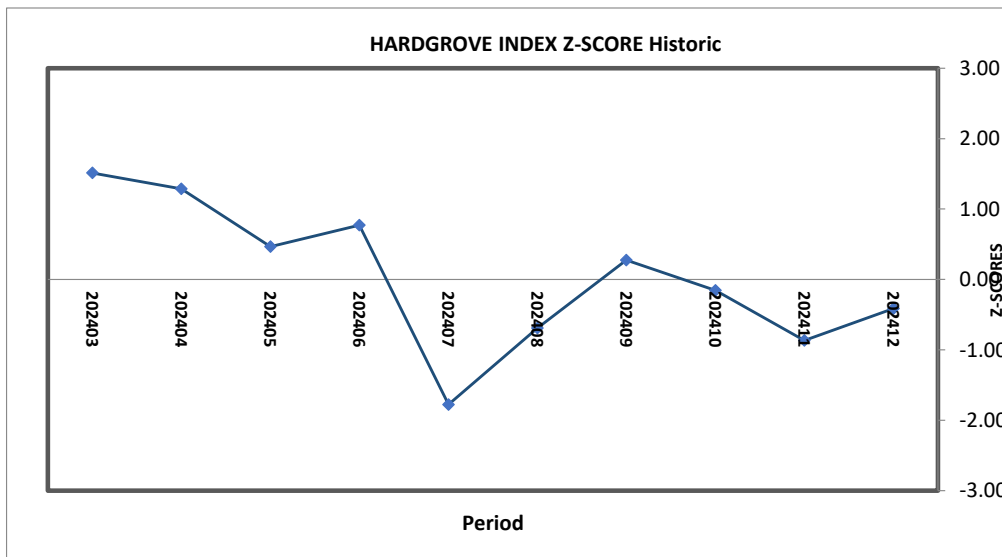
[E-MAIL: ravi@coalconcepts.co.za](mailto:ravi@coalconcepts.co.za)

**EXECUTIVE SUMMARY**

1. Twenty five samples were sent to participants with 25 result submissions.
2. Results in bold and underlined are outliers detected by Grubbs estimate.
3. Robust statistics were applied to calculate the robust standard deviation and robust average, the distribution of results did follow a Gaussian curve (below).



4. The trending of z-scores over time is a good indication of the laboratory's performance. Trending for your laboratory is as follows.



**Comment on trending based on last five results**  
**Acceptable trend**

## TABLE OF CONTENTS

ITEM	PAGE NUMBER
Letter to participant	4
List of participants	5
Type of sample used	6
Preparation of sample	6
HGI results and trend	7
Graphic display of data	8
Conclusion	9
Terms & Conditions	10

**RE: HGI PROFICIENCY TESTING RESULTS FOR THE MONTH OF DEC 2025**

Thank you for your participation in the Coal Concepts HGI proficiency testing scheme.

Your laboratory code is as per the cover page.

All results are totally confidential. Any results in bold, italics and underlined are outliers. Where applicable, the most extreme outliers have been eliminated from calculations, using the Grubbs estimate for outliers. Please take note of the following:

1. Z-scores between -1 and +1 is deemed acceptable
2. Z-scores between -2 and -3 should serve as a warning that the analysis result could get worse
3. Z-scores between +2 and +3 should also serve as a warning that analysis results could get worse.
4. Z- scores lower than -3 and exceeding +3 should warrant an investigation
6. All calculations can be made available upon request

The Coal Concepts scheme adheres to the requirements of ISO/IEC 17043:2010 – Conformity assessment – General requirements for proficiency testing.

Statistical analysis has been carried out using ISO/IEC 13528:2022-Statistical methods for use in proficiency testing by interlaboratory comparisons.

Please find results attached together with Z-score trends.

Best Regards

R Baboolal

**LIST OF PARTICIPANTS**

Alfred H Knight - Richards Bay Laboratory  
Bureau Veritas Inspectorate Laboratories Richards Bay  
Bureau Veritas Inspectorate Laboratories Middelburg  
Cotecna Middleburg  
CCIC - Africa  
Eskom Erid: Research & Development  
Eskom Arnot Power Station  
Eskom Kriel Power Station  
Eskom Holdings Lethabo Power Station  
Eskom Holdings Matimba Power Station  
Eskom Matla Power station  
  
Morupule Coal Mine Botswana  
Noko Analytical Services - Witbank Laboratory  
Ronewa Lab  
  
Ruvuma Coal Mine  
  
Sibonisiwe  
Siza Coal Services Kinross  
Siza Coal Services Middelburg  
UAS Hendrina Commercial  
UAS Main Lab  
UAS Botswana

### **1. TYPE OF SAMPLE USED**

The coal used in this proficiency testing round was bituminous coal from the Mpumalanga region of South Africa.

### **2. PREPARATION OF SAMPLE**

Approximately 350kg's of sample with an approximate top size of 50mm was sourced. This was crushed to -4.75 mm using a jaw crusher. The 4.75mm screen was placed on a 1.18mm screen and the -4.75 mm material screened in batches of about 5kgs. Coal passing through the 4.75mm screen but retained on the 1.18mm screen was placed in a mixing drum. Once all the coal was screened and transferred to the mixing drum, it was mixed for approximately 4 hours. The material was then transferred to containers capable of holding about 1kg of coal sample. 300 samples were obtained in this way.

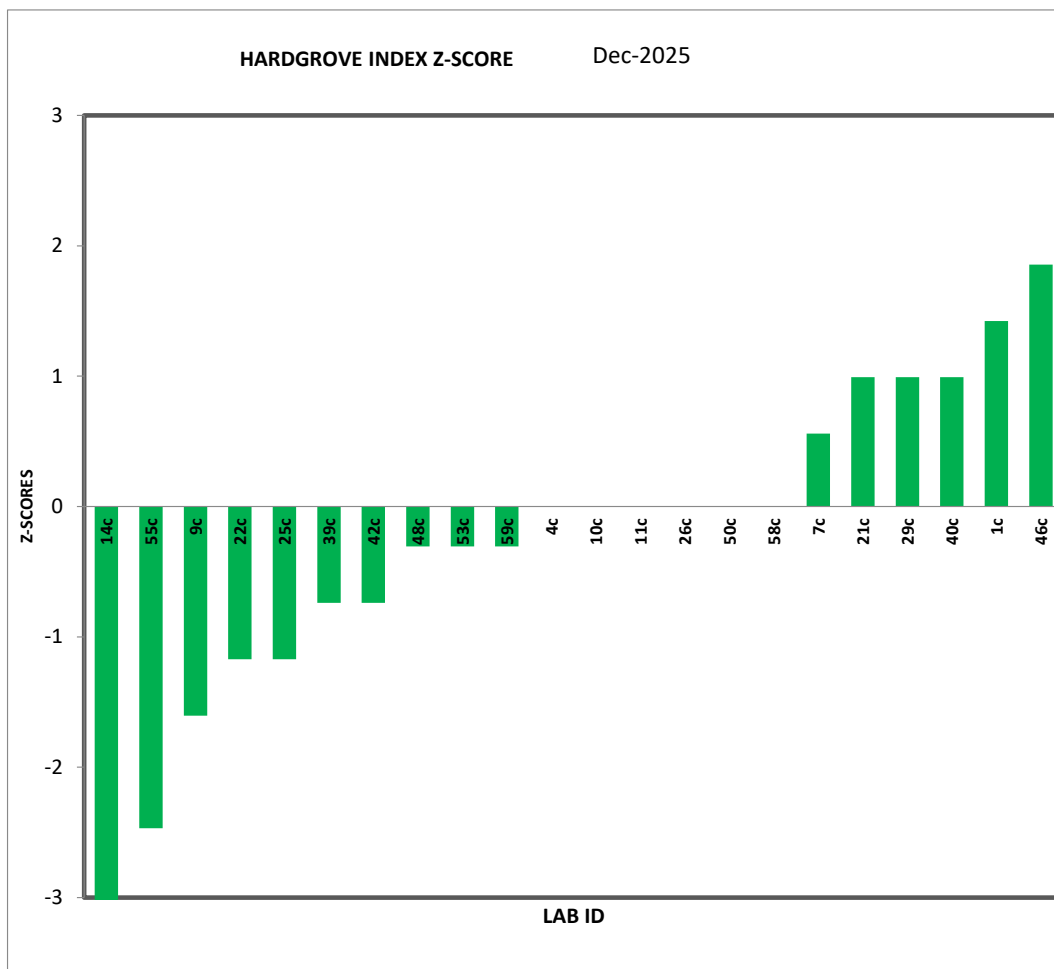
## COAL CONCEPTS - PROFICIENCY TESTING - Dec-2025

## ANALYTICAL PARAMETER: HARDGROVE INDEX

## 3. HGI RESULTS AND TRENDING

LAB ID	HGI	Z-SCORE
1c	58	1.42
4c	55	0.00
7c	56	0.56
9c	51	-1.60
10c	55	0.00
11c	55	0.00
13c	56	0.56
<b>14c</b>	46	-3.77
21c	57	0.99
22c	52	-1.17
24c	54	-0.31
25c	52	-1.17
26c	55	0.00
29c	57	0.99
39c	53	-0.74
40c	57	0.99
42c	53	-0.74
46c	59	1.86
48c	54	-0.31
50c	55	0.00
53c	54	-0.31
54c	57	0.99
55c	49	-2.47
58c	55	0.00
59c	54	-0.31

Number of results		25	
OUTLIERS		1	
AVERAGE		55	
STD DEVIATION		2	
MEDIAN		55	
MAXIMUM		59	
MINIMUM		49	
RANGE		10	
% RSD		4	
ROBUST AVERAGE		55	
ROBUST STD DEVIATION		2	
UoM		1	
<b>REPRODUCIBILITY</b>			
UPPER REPRODUCIBILITY LIMIT	0	60	0
LOWER REPRODUCIBILITY LIMIT	0	50	0



#### 4. CONCLUSION

- 4.1 The range is 10 which is less than that of the previous round.
- 4.2 One outlier was detected using Grubb's estimate.
- 4.3 The standard deviation is 2 units which is less than the reproducibility of 5 units.
- 4.4 The median, average and robust average values are equal, indicating that extreme results do not affect the centralised values.
- 4.5 The overall Z- Score trend has a negative bias
5. Homogeneity: Samples were previously sent and found to be homogenous and stable.

SAMPLE NO.	TEST PORTION 1	TEST PORTION 2	sample av (Xt)	range (Wt)	range sqd
1	17.27	17.22	17.25	0.05	0.0025
2	17.30	17.11	17.21	0.19	0.0361
3	17.44	17.07	17.26	0.37	0.1369
4	17.50	17.13	17.32	0.37	0.1369
5	17.06	17.30	17.18	0.24	0.0576
6	17.13	17.25	17.19	0.12	0.0144
7	17.34	17.77	17.56	0.43	0.1849
8	17.42	17.21	17.32	0.21	0.0441
9	17.15	17.20	17.18	0.05	0.0025
10	17.14	17.11	17.13	0.03	0.0009
GENERAL AVERAGE			17.26		
STANDARD DEVIATION			0.122		
WITHIN SAMPLE STANDARD DEVIATION			0.176		
BETWEEN SAMPLE STANDARD DEVIATION			0.025		

#### 6. Stability:

SAMPLE NO.	TEST PORTION 1	TEST PORTION 2	sample av (Xt)	range (Wt)	range sqd
1	17.17	17.28	17.23	0.11	0.0121
2	17.43	17.24	17.34	0.19	0.0361
3	17.45	17.17	17.31	0.28	0.0784
4	17.47	17.25	17.36	0.22	0.0484
5	17.19	17.48	17.34	0.29	0.0841
6	17.20	17.36	17.28	0.16	0.0256
7	17.45	17.38	17.42	0.07	0.0049
8	17.42	17.44	17.43	0.02	0.0004
9	17.37	17.30	17.34	0.07	0.0049
10	17.41	17.38	17.40	0.03	0.0009
GENERAL AVERAGE			17.34		
STANDARD DEVIATION			0.062		
WITHIN SAMPLE STANDARD DEVIATION			0.122		
BETWEEN SAMPLE STANDARD DEVIATION			0.059		

End of Report

**COAL CONCEPTS: Terms and Conditions**Return of results:

Laboratories participate in proficiency testing programs on the understanding that they will be sharing their results and information **anonymously** with other laboratories performing the same analysis. No return of results compromises the spirit of the programs, and reports will not be sent to laboratories unless they return results. Payment in full is required from all laboratories enrolling whether they return results or not.

Errors in Participant Proficiency Testing Results:

Proficiency testing reports should reflect the level of accuracy that a regular testing client would receive.

If a participant finds an error in their proficiency testing results, they may notify us in writing and change their submission **PRIOR** to the due date for return. Changes after this time will not be accepted.

Coal Concepts' reports results *as submitted* by participants.

On occasion, it seems as though participants have mixed up the samples or not processed the samples according to the instructions. Coal Concepts cannot make assumptions of this nature and change results 'to suit'. We also cannot compromise the integrity of the programs by suggesting to some participants that they should review their results prior to the due date. (This is unfair to other participants) It is the responsibility of the participants to check all aspects of the program, including sample identification, preparation, testing instructions, calculations and reporting of the results prior to results submission.

If samples are not in good condition on arrival to the participant laboratory, Coal Concepts must be notified in writing IMMEDIATELY, as often samples can be replaced in good time. Claims about samples received in bad condition will not be accepted after the report has been issued.

Late Enrolments and Late Results:

Late enrolment requests cannot always be accommodated, as sample manufacture must be scheduled well in advance to the shipping date of the program to allow all necessary quality assurance activities to be carried out.

Shipping of PT materials and evaluating test results from PTPs out of cycle with the mainstream programs is considerably time consuming and therefore costly.

In order not to disadvantage participants able to comply with time frames, Coal Concepts may charge a late fee in the following circumstances:

- Requests that Coal concepts staff enters results on behalf of participants.
- Requests to record results after the due date.
- Requests for PTP participation that is out of cycle with the scheduled dates.

Shipping fees and Customs clearance:

Costs incurred for shipping samples and clearance of same through customs is the responsibility of the participating laboratory unless otherwise indicated.

Non-payment of fees:

Coal Concepts retains the right to withhold reports and/or test materials and services when invoices are outstanding.

Confidentiality of results:

All data and information received by Coal Concepts from its clients are considered confidential unless the client has given express permission to pass on information.

Definitions:

The dictionary definitions of "collusion" and "falsification" are as follows.

· *Collusion*: A secret agreement or cooperation for a fraudulent or Deceitful purpose.

· *Falsification*: Deliberately changing something to be false. In proficiency testing terms, collusion is comparing data (and perhaps changing data) to fit in with a believed "correct" result. This is contrary to the spirit of proficiency testing programs, which are issued with the intention of providing an objective comparison of a laboratory's performance with others. Coal Concepts tries to minimise the occurrence of collusion by being aware that laboratories should be objective when they report their results and should therefore not know the intended results at the time, they are reporting to us.

Answers are not provided to clients until results have been submitted.

To prevent collusion and falsification our advice to clients is:

- DON'T confer with others about PT samples or results.
- DO accept the fact that everyone makes errors.

DON'T average the results or opinions of every person in the laboratory before selecting the answer to be submitted. Instead, use one of the answers AS SUBMITTED to you and take advantage of the Coal Concepts internal QA services and submit all answers generated by the technicians.

DO have confidence in your own results.

Proficiency Testing (PT) is a compulsory part of laboratory accreditation, but it is also an important tool for giving you confidence in your results. "Enhancing" your PT results with assistance from another participant cannot increase.

Confidence in your laboratory's performance.

Coal concepts' testing staff are not told what the expected results are, nor what we are expecting.

We subject ALL results to analysis, even if they are different.

The staff have the right to check that the results we enter on their behalf are correctly transcribed.

Clients are always welcome to contact Coal Concepts to seek advice or information about collusion or falsification of data.

Policy for Participant Appeal of PT Performance Assessment:

If participants disagree with their performance assessment in a proficiency report, they should inform Coal Concepts in writing.

The response will include Coal Concepts interpretation of the outcome of the reassessment and an explanation of that outcome. (For example, explanation of a calculation, or the rationale for the outcome of the evaluation.)

If a mistake has been made by Coal Concepts, it will be dealt with via Coal Concepts' non-conformance system.

Liability

In no event shall a party's liability to the other party for direct damages exceed an amount equal to the value of the amount for the PT Programme, under that specific month.

