

GasFundies[®]

Natural Gas Fundamental Analysis & Energy Market Intelligence



Leading Industry
Expert in Natural Gas
Fundamentals

Top Ranked
Forecaster in Natural
Gas Surveys

Quoted Subject Matter
Expert in Energy Market
Reports

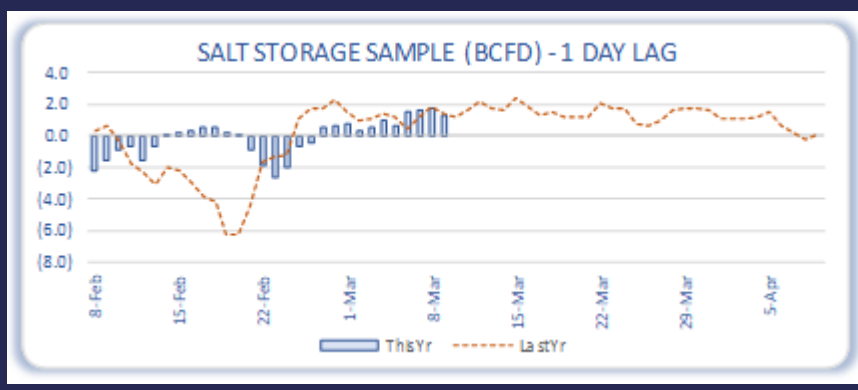
Models Adopted by
Major Commercial
Vendors

25+ years Fortune
500 Energy Trading
Analytics Experience

SERVICES

- ✓ **Direct Principal Analyst Engagement, Anytime**
- ✓ **Natural Gas Supply/Demand Balance Modeling**
- ✓ **Basin-Level Production and Rig Trend Analysis**
- ✓ **Seasonal/End of Season Storage Forecasting**
- ✓ **Infrastructure and Pipeline Flow Analytics**
- ✓ **RawData[®] Proprietary Pipeline Data Provider**
- ✓ **Custom Market Research and Analytics Reports**

DAILY SENDOUT



Natural Gas Fundamentals

DAILY SENDOUT Friday, May 22, 2026

TABLE OF CONTENTS

LOWER 48

- [SNAPSHOT](#)
- [DAILY TABLE](#)
- [DAILY CHARTS](#)
- [END OF SEASON](#)
- [MONTHLY CHARTS](#)

SOUTH CENTRAL

- [SNAPSHOT](#)
- [DAILY TABLE](#)
- [DAILY CHARTS](#)
- [END OF SEASON](#)
- [MONTHLY CHARTS](#)

TEXAS

- [SNAPSHOT](#)
- [DAILY TABLE](#)
- [DAILY CHARTS](#)
- [END OF SEASON](#)
- [MONTHLY CHARTS](#)

GAS BASIS

- [NGPL TEXOK](#)
- [EL PASO PERMIAN](#)

S/D PARTS

- [DRY GAS PROD | CHARTS](#)
- [LNG FEED GAS | CHARTS](#)
- [POWER BURN | CHARTS](#)

OTHER FUNDIES

- [STORAGE WEEK TABLES](#)
- [SALT STORAGE SAMPLE](#)
- [SPOT CHECK](#)

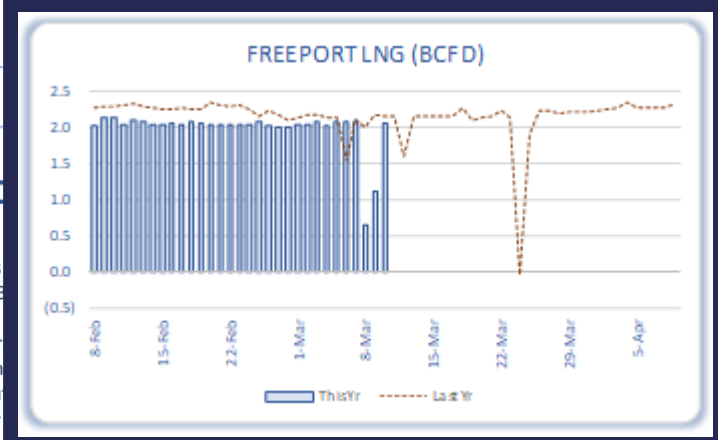
Week Ending	Next 7	Next 7 Last	Change (AG2)
22-May-26	103	102	1
29-May-26	92	90	2
05-Jun-26	89	86	3
12-Jun-26	79	83	(4)
19-Jun-26	75	78	(3)
26-Jun-26	71	71	(1)
03-Jul-26	60	57	3

EOS	Today	Last	Change
Oct-26	3,851	3,845	5
Mar-27	2,022	2,017	5

SUMMARY	22-May	1dChg	3dChg	7dChg	MTD	LastMo	MoChg	LastYr	YrChg
DRY PRODUCTION	109.0	0.5	0.0	0.1	109.0	109.4	(0.3)	106.1	2.9
CAN IMPORTS	3.7	(0.6)	(0.9)	0.1	3.9	4.7	(0.8)	5.3	(1.3)
RESCOM	10.7	0.1	(0.0)	1.3	11.9	16.9	(5.0)	12.1	(0.2)
POWER BURN	33.2	(0.1)	(3.3)	4.3	31.1	30.4	0.8	31.4	(0.3)
INDUSTRIAL	22.7	(0.2)	0.4	0.1	22.8	23.0	(0.2)	22.7	0.1
LNG FEED GAS	17.4	0.2	1.4						
MEX EXPORTS	6.6	(0.1)	(0.1)						
INJ/WD	13	0	1						

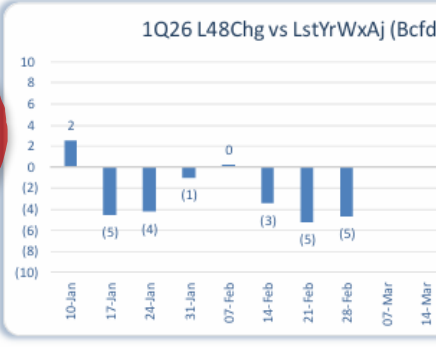
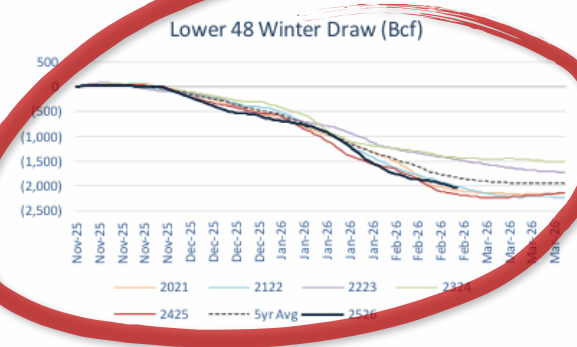
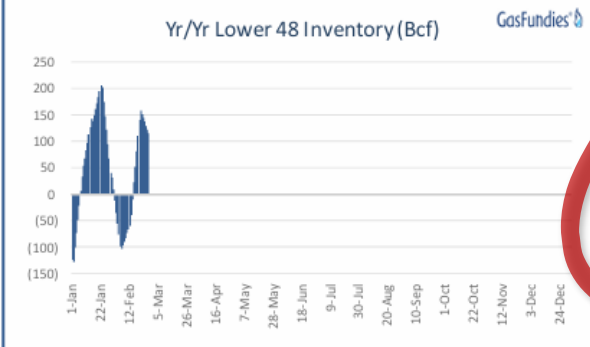
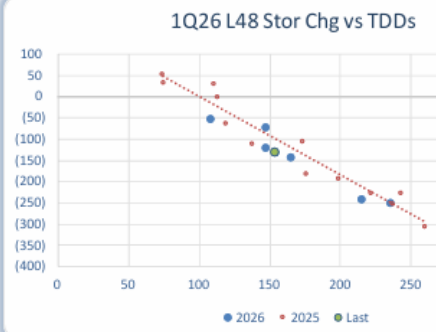
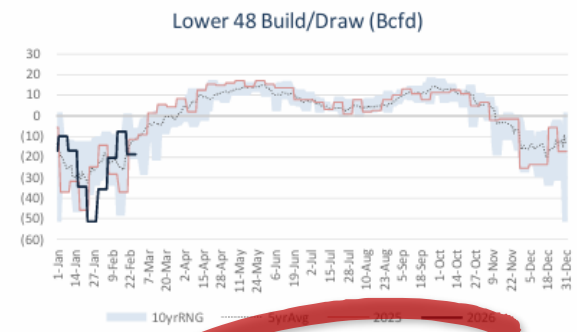
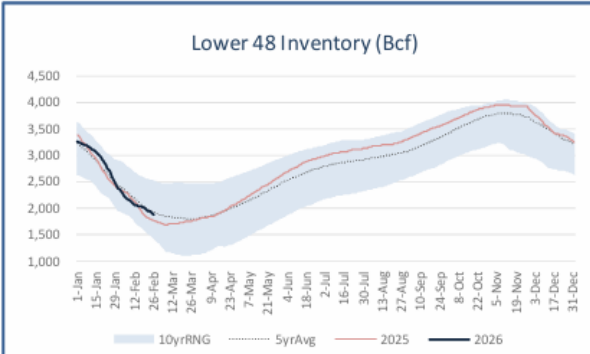
3 BULLETS:

- **EL PASO PERMIAN:** Production in the zone is off by 0.4 Bcf/d, with deliveries out of El Paso Permian zone - a tap on the breaks today from yesterday.
- **NGPL TEXOK:** Gas flowing from CS 302 to the TX/LA border at 1.1 Bcf/d today, and from STX backed off by 0.2 Bcf/d in exchange for north-to-south flows picking up near zero, picking up about 140 MMcf from GPPL and sending it into Moss Bluff.
- Storage estimate for week ending 22-May is a 103 Bcf/d injection. PB was up for contributing to the larger overall build. In other words, PB was up but would have

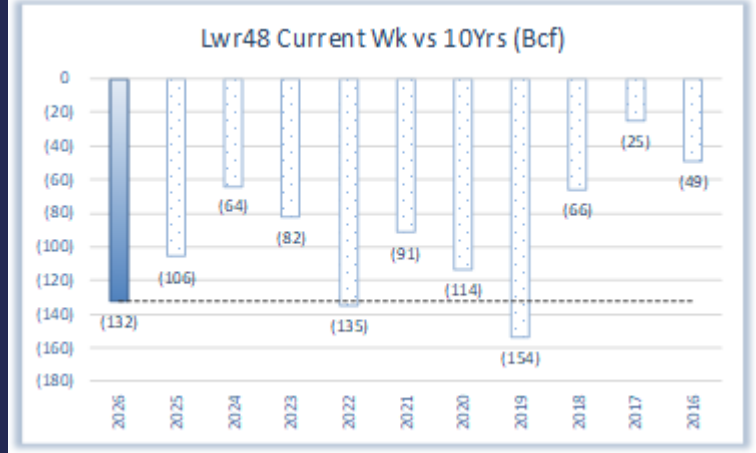


GAS STORAGE

LOWER 48



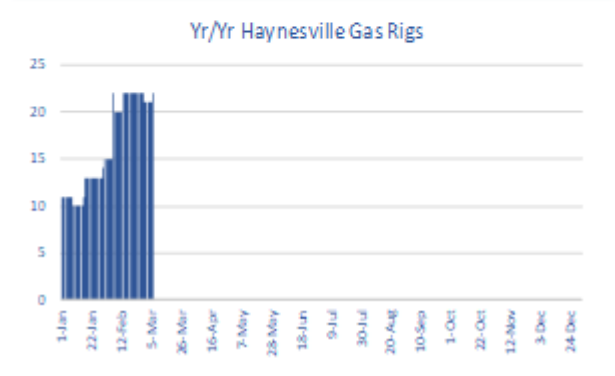
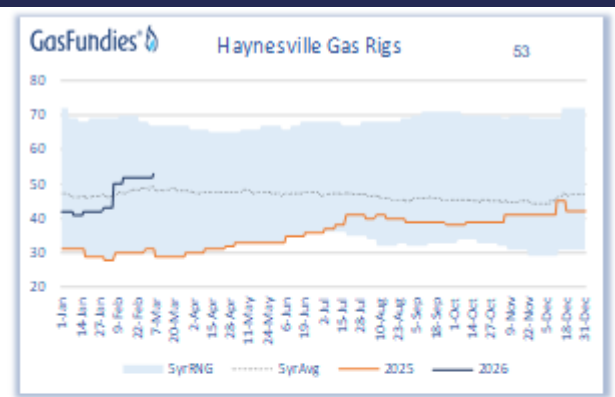
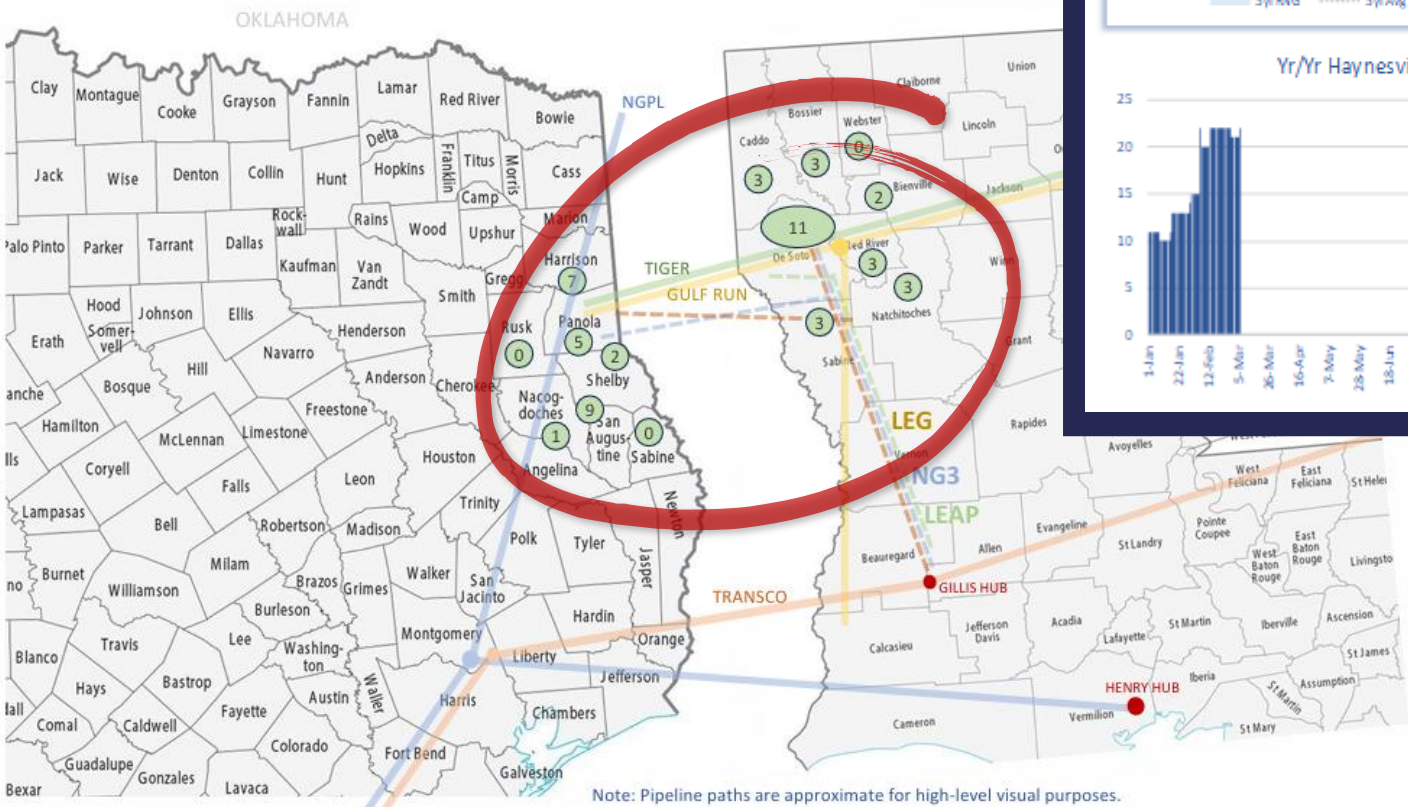
CHANGE (BCF)	EIA	GF PipScr	err	GF S/D	err
Lower 48	(132)	(134)	(2)	(134)	(2)
East	(42)	(44)	(2)		
Midwest	(44)	(39)	5		
Mountain	(3)	(3)	0		
Pacific	(2)	(3)	(1)		
South Central	(41)	(45)	(4)	(35)	6
Salt	(10)	(12)	(2)		
Nonsalt	(29)	(33)	(4)		



RIG SUMMARY

HAYNESVILLE GAS RIG MAP

	WkChg	27-Feb	20-Feb
Harrison	TX	0	7
Nacogdoches	TX	0	1
Panola	TX	0	5
Rusk	TX	0	0
Sabine	TX	0	0
San Augustine	TX	0	9
Shelby	TX	0	2
Bienville	LA	0	2
Bossier	LA	0	3
Caddo	LA	0	3
De Soto	LA	-1	11
Natchitoches	LA	1	3
Red River	LA	0	3
Sabine	LA	0	3
Webster	LA	0	0
Haynesville		0	52



THE TEAM



Erik Fabry
*Head of Technology
& Products*



Bart Roy Burk
Principal Analyst



Shawn Mathai
Platform Engineer Lead



Sai Jagadeesh
Platform Engineer

GasFundies[®]

Natural Gas Fundamental
Analysis &
Energy Market Intelligence

THANK YOU!



Bart Roy Burk



bart.burk@gasfundies.com



832-221-4204