



Annex of Statistical Information 2022

Country Reports on Terrorism 2022

April 15, 2023

Prepared for
U.S. Department of State
Bureau of Counterterrorism

Prepared by
Development Services Group, Inc.
Global Terrorism Trends and Analysis Center
7315 Wisconsin Avenue, Suite 800 East
Bethesda, MD 20814
www.dsgonline.com

Prepared by Development Services Group, Inc., under
Department of State Contract No. 19AQMM18F2561.

Contents

Methodology	1
1. Executive Summary	5
1.1. Trends Summary	7
1.2. Racially or Ethnically Motivated Violent Extremism	8
2. Perpetrators and Fatalities	10
2.1. Perpetrator Activity.....	10
2.2. Perpetrators and Fatalities.....	12
2.3. Perpetrator Dashboards.....	12
3. Geographic Trends of Terrorism	25
3.1. Location of Terrorist Activity.....	25
3.2. Fatalities by Location	26
3.3. Profiles of Countries/Regions With a Significant Number of Terrorist Incidents ..	27
4. Global Characteristics of Incidents	42
4.1. Severity of Incidents	42
4.2. Multi-Incident Events.....	43
4.3. Weapons Used in Terrorist Incidents	46
4.4. Hostage-Taking and Kidnapping	47
4.5. Victims of Terrorism	47
4.6. Tactics of Perpetrators	48
5. Glossary of Terms	49
5.1. Tactic Types.....	49
5.2. Victim Types.....	49
 Tables and Figures	
Table M.1. Quantifying Imprecise Amounts	3
Table 1.1. Global Terrorist Incidents, 2022.....	5
Table 1.2. Global Terrorist Incident Fatalities, 2022.....	6
Figure 1.1. Five-Year Incident Trend Line.....	6
Table 2.1. Top 10 FTO/SDGT Perpetrator Groups With the Most Incidents, 2022.....	10
Table 2.2. 2022 Perpetrator Categories by Incident.....	11
Table 2.3. Top 10 FTO/SDGT Perpetrators With the Most Fatalities, 2022	12
Table 2.4. CODECO and Its Factions, Incidents by Year	18
Table 2.5. Table 2.5 Incidents With Unknown Perpetrators, 2022.....	24
Figure 3.1. Global Terrorist Incidents and Fatalities, 2022	25
Table 3.1. Top 10 Countries With the Most Terrorist Incidents, 2022.....	26
Table 3.2. Top 10 Countries With the Most Fatalities, 2022.....	27
Figure 4.1. Severity of Incidents by Fatalities, 2022	42
Figure 4.2. Percentage of Multi-Incident Events, 2022	44
Figure 4.3. Countries With the Most Multi-Incident Events, 2022	45
Figure 4.4. Top 10 Perpetrators of Related Incidents, 2022	46
Figure 4.5. Weapon Types by Terrorist Incidents Worldwide, 2022.....	46
Figure 4.6. Victims of Terrorism Incidents Worldwide, 2022.....	47
Figure 4.7. Top 10 Tactics of Perpetrators, 2022.....	48

Methodology

GTTAC DATA ELEMENTS

- The number of incidents
- Casualties, including fatalities, wounded, and hostages
- Geolocation (country and state/province) of the incident
- Perpetrators and categories by incident
- The tactics (e.g., assassination, suicide, armed assault, bombing/ explosion, hijacking)
- Intended and actual victim type (e.g., business, government, police, military)

About the 2022 Annex of Statistical Information

Title 22, Section 2656f, of the United States Code requires the U.S. Department of State to present in its annual report on terrorism “to the extent practicable, complete statistical information on the number of individuals, including United States citizens and dual nationals, killed, wounded, or kidnapped by each terrorist group during the preceding calendar year.”

Title 22 of the U.S. Code defines terrorism as “premeditated, politically motivated violence perpetrated against non-combatant targets by subnational groups or clandestine agents.” From 2004 through 2011, the data for the Annex of Statistical Information were collected by the National Counterterrorism Center, part of the Office of the Director of National Intelligence, through the Worldwide Incidents Tracking System.

In June 2012 the Department of State contracted with the National Consortium for the Study of Terrorism and Responses to Terrorism (START) to collect an Annex of Statistical Information dataset and provide a report to supplement the Department of State’s annual Country Reports on Terrorism. Using its Global Terrorism Database, START produced the Annex from 2012 through 2017.

In August 2018 the Department of State awarded the contract to Development Services Group, Inc. (DSG), an international research firm with headquarters in Bethesda, Maryland. DSG and its subcontractor, the Terrorism, Transnational Crime and Corruption Center at George Mason University, are required to follow the legacy methodology, criteria, and definition from Title 22 of the Code. This will ensure the data collection, analysis, and creation of a global database of terrorist incidents is consistent with earlier versions. The data are then used in the production of this Annex. We also support the Department of State in the preparation and editing of the congressionally mandated Country Reports on Terrorism and its annexes.

Defining Terrorism

For the annual Annex of Statistical Information an incident is deemed a terrorist act if it conforms with Title 22, Section 2656f, of the U.S. Code. It is therefore defined as a violent act carried out by nonstate actors that meets the following inclusion criteria:

1. The violent act aims to attain a political, economic, religious, or social goal.
2. The violent act includes evidence of an intention to coerce, intimidate, or convey some other message to an audience (or audiences) larger than the immediate victims.
3. The violent act occurred outside the precepts of international humanitarian law, as far as it targeted non-combatants.

The Global Terrorism Trends and Analysis Center (GTTAC) includes only those incidents for which all three criteria were met. In some cases, where terrorists *initiate* an action that targets military forces rather than non-combatants, this would be considered an incident. An example would be an improvised explosive device (IED) attack on a military patrol. A coordinated counterterrorism operation in which the military initiates the attack would not be considered an incident. Additionally, all identified terrorist incidents must be reported by an independent and reliable source. For example, GTTAC does not use any reports from terrorist media sources, and it excludes any incidents for which there was considerable uncertainty or conflicting reporting.

These are important distinctions, as they may cause a divergence with other datasets using different methodologies and criteria.

About GTTAC

DSG created the GTTAC database that the Annex uses to summarize global terrorism incidents. GTTAC uses comprehensive, open-source intelligence through multimedia data aggregators to identify reports of potential terrorist incidents. Data acquisition begins by using open-source technology tools developed in Python atop a Linux platform for text analysis, predictive modeling, and feature extraction. GTTAC applies ontologies for terrorist incidents, perpetrators, tactics for attack, weapon use, and the targeting of victims and facilities. Once the automated processes have established a body of data for human review and validation, the database of global terrorism incidents aggregates information based on regional and other geographic locales.

Considerations

A rigorous approach using only open-source material has its challenges; not all media outlets, countries, and regions have the same reporting standards. There are increasing issues with disinformation and misinformation finding their way into open-source media through news outlets and the repurposing of older content with modified and unconfirmed details. The sophistication can be quite advanced, and techniques for propagating their messages are constantly evolving and adapting. These sources often thrive in information-poor regions, making the confirmation of incidents increasingly difficult. In addition to the biases that some outlets may have in reporting certain conflicts, there often are localized media blackouts. We strive to ensure that the data collection process is not biased by unreliable media coverage, especially in conflict zones, and that

wherever possible we provide the source article behind each incident. Quantifying harm to victims or identifying the perpetrator of terrorist incidents can be challenging when open-source information (particularly the number of persons killed or wounded) is imprecise.

This report mitigates these challenges by employing a well-trained, multilingual, and multicultural team of subject-matter experts, technologists, and researchers to continually monitor and enhance the methodology and thereby maintain a comprehensive, accurate, and systematic data collection process in more than 90 languages.

We have made use of technological advancements in data collection that employed different processes for identifying, coding, and counting terrorism incidents.

GTTAC also has created a Global Terrorism Experts Group, an international advisory board that reviews content and ensures objectivity by capturing local context and nuance.

As an example of our efforts to maintain data integrity, we have created the following scale (Table M.1) to ensure consistency in the recording of fatalities:

Table M.1. Quantifying Imprecise Amounts

When Media Articulate	GTTAC Records
A couple	2
A number of, a few, several, or some	3
Many	5
Tens	11
A dozen	12
More than a dozen, dozens	13

We continue to introduce improvements to several typologies to enhance the clarity of the incidents included in this report. These improvements include

- A. Dashboards for significant and emerging perpetrators.
- B. Global characteristics of incidents.
- C. Categories of perpetrators based on ideology, background, or other characteristics.
- D. More information on racially and ethnically motivated violent extremism.

These changes provide more detailed information about each incident and do not affect data integrity. As an example, not all incidents are the same and vary from a failed IED attack to a highly lethal vehicle-borne suicide bomb. We also are tracking 465 known perpetrators and their aliases of global terrorism, and we collect up to 126 different attributes for each incident. The newly added categories of perpetrators are in recognition of two factors. Based on the methodology, if the source article does not name the perpetrator we will mark it as unknown. Secondly, the nature of some of the perpetrator groups is vague; for example, are they a permanent affiliate of one group or another or merely for a particular incident or period of time? Although a perpetrator may not be named specifically by the media sources, they may identify it as jihadist or

ethnonationalist. This detail should give readers and analysts a fuller understanding of each incident.

This report conducts comparisons and looks at trends over five years with data from 2018, 2019, 2020, 2021, and 2022 that were processed under the same conditions and for which direct comparisons are appropriate. The data from this report come from the March 22, 2023, version of GRID – the GTTAC Report of Incident Database.

As with any written report based on large and complex datasets, we have had to synthesize and edit the findings to make this report reader friendly. The full dataset is available here: www.gttac.com/data.

Trend Analysis and Presentation

Each year the Annex reports on the top 10 perpetrators of terrorist activity and fatalities as well as the top 10 countries with the most terrorist incidents and fatalities. For each year, we recalculate the reporting year's top 10 perpetrators and countries and look back at the trends of what has changed in these categories.

When reporting on perpetrators and countries that show large increases in activity or fatalities, we delve into a second level of geographic location, victims, facilities, and weapon types to examine these increases in greater depth. We present these data in perpetrator and country dashboards. Similarly, we have added a section, called the Global Characteristics of Incidents, which delves deeper into the various attributes of incidents and their impact.

Disclaimers

Nothing in this report should be construed as a determination that individuals associated with incidents are guilty of terrorism or any other criminal offense.

The data on terrorist incidents collected and stored in GTTAC are not static. Rather, the database is dynamic and evolves as new incidents are identified and as further details about existing incidents become available. For this reason, the data provided in this report may not exactly match data provided in subsequent or previous reports.

1. Executive Summary

This report relies only on data from open-source intelligence to provide a statistical review and analysis of global terrorism. Important global issues always have an impact on the availability of quality open-source material; COVID-19 and political changes in Burkina Faso, Burma, and Mali and the war in Ukraine are examples. In 2022 there were 7,342 terrorist incidents — a 12 percent reduction from 2021. The 2022 incidents resulted in 21,943 fatalities (detailed in Table 1.2), 12,470 wounded, and 4,508 kidnapped; this is 7 percent fewer fatalities, 27 percent fewer wounded, and 20 percent fewer kidnappings than in 2021. In 2022, terrorist incidents occurred in 73 countries and territories. Of these, 84.9 percent were concentrated in three geographic regions: Western Asia, Sub-Saharan Africa, and Southern Asia. As Table 3.1 shows, in order, the Democratic Republic of the Congo (Kinshasa), Syria, Nigeria, Pakistan, India, Iraq, Yemen, Burma, Burkina Faso, and Somalia were the countries that experienced the greatest number of terrorist incidents in 2022. Burkina Faso had the greatest increase, with 157 percent more than in 2021. Incidents in these 10 countries accounted for 74 percent of all global terrorist incidents in 2022.

Table 1.1. Global Terrorist Incidents, 2022

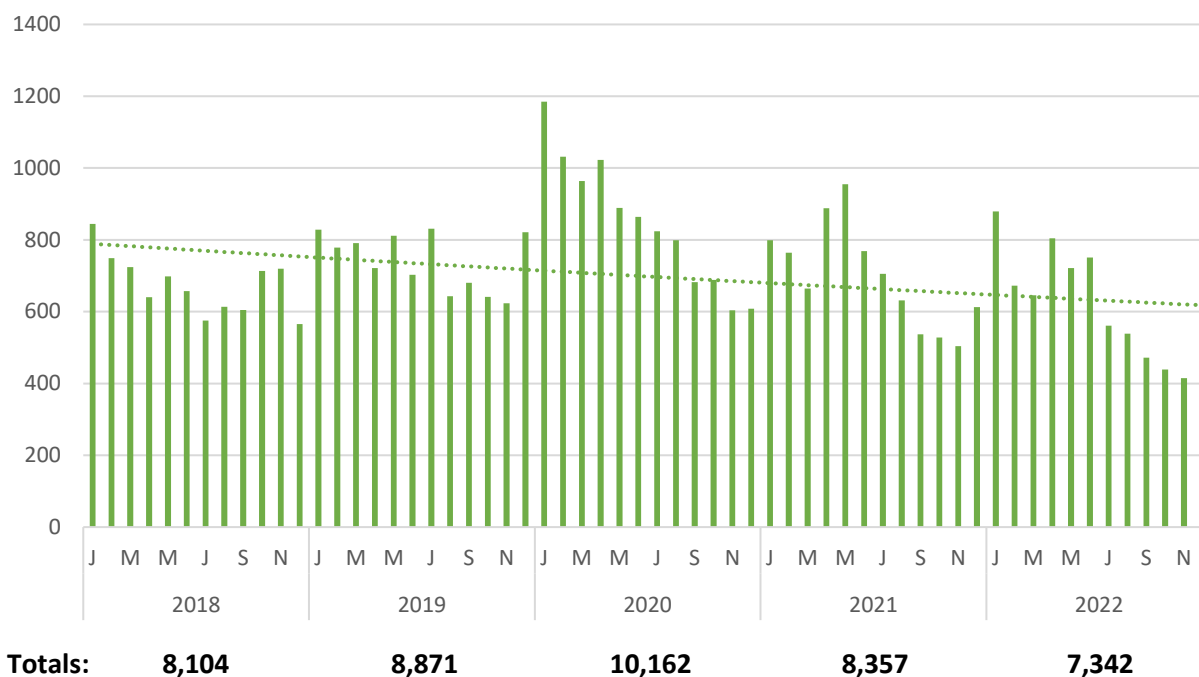
Incidents by Month	2018	2019	2020	2021	2022	2021–22 change	+/-
January	844	828	1,185	799	879	10%	▲
February	749	778	1,032	764	672	–12%	▼
March	724	791	964	664	646	–3%	▼
April	640	721	1,023	888	804	–9%	▼
May	698	811	889	955	721	–5%	▼
June	657	703	864	769	751	–2%	▼
July	575	831	824	705	561	–20%	▼
August	614	643	799	631	539	–15%	▼
September	605	680	682	537	472	–12%	▼
October	713	641	688	528	439	–17%	▼
November	720	623	604	504	415	–18%	▼
December	565	821	608	613	443	–28%	▼
TOTAL	8,104	8,871	10,162	8,357	7,342	–12%	▼

Table 1.2. Global Terrorist Incident Fatalities, 2022

Fatalities by Month	2018	2019	2020	2021	2022	2021–22 change	+/-
January	2,664	2,481	2,963	2,012	2,651	32%	▲
February	1,689	2,212	2,743	1,650	1,677	2%	▲
March	2,711	2,557	3,057	2,038	2,882	41%	▲
April	2,457	2,460	2,556	2,121	1,678	-21%	▼
May	3,531	2,339	2,533	2,781	2,178	-22%	▼
June	3,115	2,387	2,546	2,558	2,327	-9%	▼
July	2,640	2,590	2,567	2,299	1,560	-32%	▼
August	2,651	1,835	2,135	2,436	1,527	-37%	▼
September	2,638	1,893	2,192	1,314	1,471	12%	▲
October	2,667	1,702	2,343	1,761	1,517	-14%	▼
November	3,981	1,712	1,874	1,505	1,099	-27%	▼
December	2,120	2,105	1,817	1,237	1,376	11%	▲
TOTAL	32,864	26,273	29,326	23,712	21,943	-7%	▼

Figure 1.1 shows the trend line of incidents on a month-to-month basis over the previous five-year period. We can infer from this that January, February, and March tend to be the most active months.

Figure 1.1. Five-Year Incident Trend Line



1.1. Trends Summary

Among all global perpetrators of terrorism, including groups designated by the State Department and others, ISIS-Core (ISIS elements in Iraq and Syria, including connections in surrounding countries) led the world in incidents in 2022, followed by the Cooperative for Development of the Congo (CODECO), ISIS-Democratic Republic of the Congo (ISIS-DRC), al-Shabaab and ISIS West Africa (ISIS-WA) — to round out the top five. During 2022, ISIS-Core was responsible for 535 incidents and 1,329 fatalities — a decrease of 17 percent in the number of incidents and 7 percent increase in the number of fatalities from 2021. CODECO, with 418 terrorist incidents — an increase of 14 percent from 2021 — was the next-most-active terrorist organization, responsible for 1,074 fatalities and an increase of 24 percent from the previous year. ISIS-DRC was the third-most-active perpetrator group, responsible for 299 incidents — a drop of 8 percent from 2021 — and for 1,603 fatalities. Finally, al-Shabaab’s responsibility for 248 incidents was a reduction of 7 percent from 2021, and its responsibility for 1,342 fatalities was an increase of 29 percent from 2021. ISIS-DRC also caused the most fatalities in 2022. Jama’at Nusrat al-Islam wal-Muslimin (JNIM) joined the top-10 list of fatalities by a perpetrator. The evolution of perpetrator groups over a five-year period is available in Tables [2.1](#) and [2.2](#). We also have created an expanded perpetrator dashboard in section [2.3](#) for a more thorough review of many prominent groups.

As reported in previous years, ISIS-Core lost its so-called caliphate. However, the group and its affiliates remained active in 26 countries, including Iraq and Syria.

AFFILIATES

GTTAC defines an “affiliated group” as pledging allegiance, declaring loyalty, breaking away from the group but still linked by finance, communications, technical work, recruitment, or being a splinter/offshoot organization.”

ISIS-Core and the most active ISIS affiliates of 2022 were responsible for the following incidents:

- ISIS-Core (535 incidents, 1,329 fatalities) in Syria, Iraq, Israel, and Iran.
- ISIS-Democratic Republic of the Congo (ISIS-DRC), often reported as the Allied Democratic Forces (299 incidents, 1,603 fatalities), in the Democratic Republic of the Congo and Cameroon.
- ISIS-Mozambique (187 incidents, 527 fatalities) in Mozambique.
- ISIS-West Africa (112 incidents, 575 fatalities) in Nigeria, Cameroon, Chad, and Niger.
- ISIS-Sinai Province (66 incidents, 158 fatalities) in Egypt.
- ISIS-Khorasan (54 incidents, 443 fatalities) in Afghanistan and Pakistan.
- ISIS-Greater Sahara (41 incidents, 878 fatalities) in Mali, Burkina Faso, Niger, and Benin.
- Bangsamoro Islamic Freedom Fighters (11 incidents, 18 fatalities) in the Philippines.
- Maute Group (6 incidents, 14 fatalities) in the Philippines.
- ISIS-Libya (6 incidents, 10 fatalities) in Libya.
- ISIS-Central Africa (4 incidents, 24 fatalities) in the Democratic Republic of Congo.

2022 Annex of Statistical Information

- ISIS-Somalia (1 incidents, 4 fatalities) in Somalia.
- ISIS-Yemen (1 incident, 3 fatalities) in Yemen.
- Jamaah Ansharut Daulah (1 incidents, 2 fatalities) in Indonesia.

More information on the activities of affiliated terrorist organizations can be found on page 13.

Al-Qa'ida networks continue to operate primarily in the Middle East, South Asia, and Africa. Some of the major al-Qa'ida affiliate groups in 2022 were

- Al-Shabaab (248 incidents, 1,342 fatalities) in Somalia, Kenya, and Ethiopia.
- Hay'at Tahrir al-Sham (76 incidents, 139 fatalities) in Syria.
- Jama'at Nusrat al-Islam Wal-Muslimin (72 incidents, 557 fatalities) in Mali, Burkina Faso, Niger, and Togo.
- Lashkar-e-Tayyiba (48 incidents, 80 fatalities) in India.
- Tehrik-e Taliban Pakistan (34 incidents, 134 fatalities) in Pakistan and Afghanistan.
- Al-Qa'ida in the Arabian Peninsula (26 incidents, 62 fatalities) in Yemen.
- Ahrar al-Sharqiya (10 incidents, 8 fatalities) in Syria.
- Ahrar al-Sham (9 incidents, 16 fatalities) in Syria.
- Ansaru (4 incidents, 8 fatalities) in Nigeria.
- Al-Badr Mujahideen (Jammu and Kashmir) [3 incidents, 3 fatalities] in India.
- Ansar Ghazwat-ul-Hind (2 incidents, 2 fatalities) in India.
- Ansar al-Islam (2 incidents, 2 fatalities) in Syria.
- Katibat al Tawhid wal Jihad (1 incident, 1 fatalities) in Syria.

More information on the activities of al-Qa'ida-affiliated terrorist organizations can be found on page 15.

1.2. Racially or Ethnically Motivated Violent Extremism

In the methodology section of this report, we define terrorism as the deliberate use or threat of violence by nonstate actors to achieve political goals, making a broader impact beyond the actual victims or event. In the case of racially or ethnically motivated violent extremism (REMVE), an analysis of our data from 2018 through 2022 shows the common denominator of the perpetrators is driven by race or ethnicity. Tightly defining terrorist ideologies can be a challenge even when groups or individuals proclaim to adhere to, for example, an ISIS ideology. In the case of REMVE the landscape is dynamic, involving actors that are neither homogeneous nor geocentric. For 2022, we continue to see a growing number of incidents of REMVE attacks, in North America and Europe. Many of these incidents are perpetrated by self-radicalized individuals with various ideologies reflecting white-identity, anti-government, anti-immigrant, anti-abortion, Incel, or neo-Nazi views. Among the victims were law enforcement officials and individuals identified by gender, religion, race, or ethnicity.

Examples of REMVE incidents from 2022:

2022 Annex of Statistical Information

- On January 26, 2022, in the Patissia neighborhood, Athens, Attiki, Greece, unknown perpetrators detonated an explosive device outside of a makeshift mosque. There were no injuries, but minor damage was reported to the building. There has been no claim of responsibility.
- On March 19, 2022, in Mississauga, Ontario, Canada, an individual perpetrator wielding a hatchet stormed a mosque and attempted to attack worshippers before being subdued. The man yelled about his hate for Muslims during the attack, and he also is reported to have had Islamophobic postings on his social media. Nobody was injured or killed during the attack. No group has claimed responsibility.
- On June 25, 2022, in Oslo, Norway, an individual perpetrator entered an LGBTQ bar and opened fire on customers. Two persons were killed, and 21 were injured. Police said that the attacker was known as a “suspected radicalized Islamist” and have charged him with terrorist offenses.
- On July 6, 2022, in Visby, Gotland, Sweden, an individual who has ties with Nordic neo-Nazi groups stabbed and killed a woman during a political event. No group claimed responsibility for this incident.
- On September 18, 2022, in Berlin, Germany, an unknown group of perpetrators attacked and injured a Jewish civilian. There has been no official claim of responsibility.
- On October 30, 2022, in Dover, Kent, United Kingdom, an individual perpetrator threw petrol bombs at a migrant center. Two civilian workers were injured, and the building was damaged. Police said the perpetrator was motivated by “extreme right-wing terrorist ideology.” No group has claimed responsibility for the attack.
- On December 1, 2022, in Torrejon de Ardoz, Madrid, Spain, an individual perpetrator, sent letter bombs targeting the Spanish prime minister, the Ukrainian Embassy, the United States Embassy, the Ministry of Defense of Spain, the European Union Satellite Center, and the Instalza weapon manufacturer. The packages left one worker wounded at the Ukrainian Embassy. No group claimed responsibility for this incident.
- On December 30, 2022, in Çankaya, Ankara, Türkiye, the far-right group Grey Wolves shot and killed its former chairman, Sinan Ates. No group claimed responsibility for this incident.

2. Perpetrators and Fatalities

2.1. Perpetrator Activity

As in previous years, a significant percentage of terrorism incidents were either not claimed or not credibly attributable to a perpetrator or organization (see unknown perpetrator dashboard on page 23). According to the methodology, if the perpetrator is not named or identified by a credible source, we simply record it as unknown. This is partially due to the vagaries of open-source intelligence and the difficulty of identifying perpetrators in conflict zones. There are also different types and categories of perpetrators some designated by the Department of State under E.O. 13224 as a Foreign Terrorist Organization (FTO or a Specially Designated Global Terrorist (SDGT) and other perpetrator groups and individuals whose acts of violence and motivation meet the inclusion criteria. To mitigate missing data and to ensure consistency across types of perpetrators we have developed categories of perpetrators, allowing us to complete an incident record where that information is available (see below)

In 2022, for 2,466 incidents (33 percent of the total number of incidents), the perpetrators were either not identified or unknown.

The geographic clustering of terrorism hotspots (see Figure 3.1) shows that terror groups — including ISIS-Core and affiliates and al-Qa’ida and its affiliates — continued to expand across Africa. ISIS-Mozambique and ISIS-West Africa accounted for some of the sharpest increases in incidents in 2022. Terrorist incidents in the Burkina Faso, Mali, and Niger area of the Sahel have remained steady. Burkina Faso is now in the top 10 countries for incidents. See the Sahel

	Top Perpetrators	2018	2019	2020	2021	2022	2021–22 change	+/-
1	ISIS	654	589	507	645	536	–17%	▼
2	ISIS DRC	55	96	275	325	298	–8%	▼
3	Al-Shabaab	535	484	477	290	248	–14%	▼
4	ISIS-Mozambique	0	10	87	42	187	345%	▲
5	ISIS-West Africa	20	88	98	102	112	10%	▲
6	Boko Haram	220	294	249	134	95	–29%	▼
7	Communist Party of the Philippines	195	220	232	148	85	–43%	▼
8	Baloch Liberation Army	5	23	17	23	76	230%	▲
9	Hay’at Tahrir al-Sham	120	140	139	51	76	49%	▲
10	National Liberation Army (ELN)	67	166	111	56	72	29%	▲

dashboard in [section 3](#).

Table 2.1. Top 10 FTO/SDGT Perpetrators With the Most Incidents, 2022

Table 2.1 shows the top 10 perpetrators designated by the State Department as Foreign Terrorist Organizations (FTOs) or Specially Designated Global Terrorist (SDGT), under E.O. 13224, in

2022 Annex of Statistical Information

2022, ranked by the number of incidents. These were ISIS-Core (Iraq and Syria), ISIS of the Democratic Republic of the Congo (ISIS-DRC), al-Shabaab, ISIS-Mozambique (ISIS-M), ISIS-West Africa. (ISIS-WA), Boko Haram, the Communist Party of the Philippines, the Baloch Liberation Army, Hay'at Tahrir al-Sham, and the National Liberation Army (ELN). These 10 perpetrators accounted for 24 percent of global terrorism activity for 2022.

A more detailed review of perpetrators appears in section 2.3, Perpetrator Dashboards.

Perpetrator Categories

Many of the traditional reports on terrorism have unnamed or unknown perpetrators as a large percentage of the total. While perpetrators may not be named specifically by the open-source media, they may identify them by category — such as jihadist, ethnonationalist, or right wing. We have added this factor to the data to give readers and analysts a fuller understanding of each incident. Table 2.2 below reflects the top four perpetrator categories for 2022.

Table 2.2. Perpetrator Categories by Incident

Perpetrator	2021	2022
Jihadist	57.9%	52.1%
Ethnonationalist-Separatist	45.5%	42.3%
Left-Wing Revolutionary	7.0%	7.5%
Iran Backed	6.2%	6.0%

Some perpetrator groups and some incidents are coded to more than one category.

PERPETRATOR CATEGORIES

Religious (Jihadist)
Religious (Other, Hindu, Buddhist,
Jewish, Christian)
Iranian Backed
Ethnonationalist/Separatist
Left Wing/Revolutionary (Marxism-
Leninism-Maoism)
Anarchist
Right Wing (Racist/Anti-Government
Militia/Anti-Statist/Populist)
Vigilante (Pro-Government)
Single Issue (Abortion, Environment,
Animal Rights, Misogynist)
Unknown

2.2. Perpetrators and Fatalities

Table 2.3 shows the top 10 FTO/SDGT perpetrators in 2022, ranked in order of fatalities. These were ISIS-DRC, al-Shabaab, ISIS-Core, ISIS-Greater Sahara (ISIS-GS), Boko Haram, ISIS-West Africa, JNIM, ISIS-M, ISIS-K, and ISIS-SP. These perpetrators were responsible for 36 percent of all reported terrorism fatalities in 2022. There was a 12 percent increase in the number of fatalities from 2021 for these FTO/SDGT perpetrators. Globally there was a 4 percent reduction in the number of fatalities in 2022, compared with 2021. There were several exceptions to this trend: ISIS-GS, al-Shabaab, ISIS-M, and ISIS-SP had significant increases.

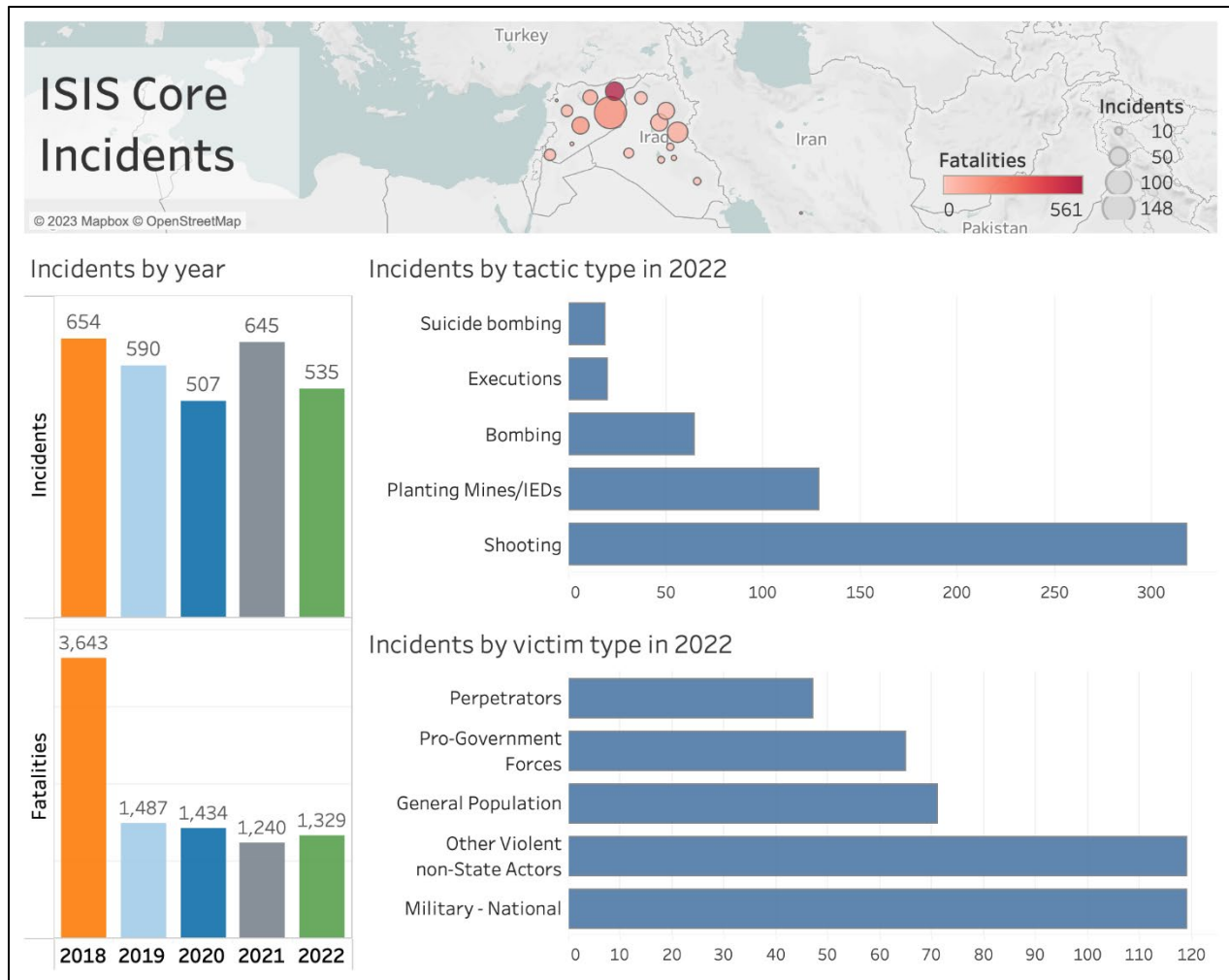
More 2022 details appear in section 2.3, Perpetrator Dashboards.

Table 2.3. Top 10 FTO/SDGT Perpetrator Groups With the Most Fatalities, 2022

	Top Perpetrators	2018	2019	2020	2021	2022	2021–22 change	+/-
1	ISIS-DRC	282	341	1422	1626	1603	–1%	▼
2	Al-Shabaab	2086	1409	1393	1040	1342	29%	▲
3	ISIS	3643	1485	1434	1240	1329	7%	▲
4	ISIS-GS	79	30	221	138	878	536%	▲
5	Boko Haram	1311	1379	1286	747	586	–22%	▼
6	ISIS-WA	114	929	982	1004	575	–43%	▼
7	Jama’at Nusrat al-Islam wal-Muslimin (JNIM)	106	238	335	560	557	–1%	▼
8	ISIS-M	—	69	457	188	527	180%	▲
9	ISIS-K	1280	332	219	549	443	–19%	▼
10	ISIS-SP	569	186	84	52	158	204%	▲

2.3. Perpetrator Dashboards

This section disaggregates the data on global terrorism incidents to provide an analysis of specific perpetrators and their categories. The nature of modern global terrorism is that a select few perpetrators commit many incidents annually. This section provides greater context for the terrorist activities to reflect consistent and emerging threats to global security in 2022 and beyond.



ISIS-Core

In 2022, there were 535 incidents involving ISIS-Core, with 1,329 fatalities and 909 persons wounded. This constitutes a 17 percent decrease in incidents and a 7 percent increase in fatalities from 2021. In 2022, ISIS-Core was the most-active terrorist organization globally.

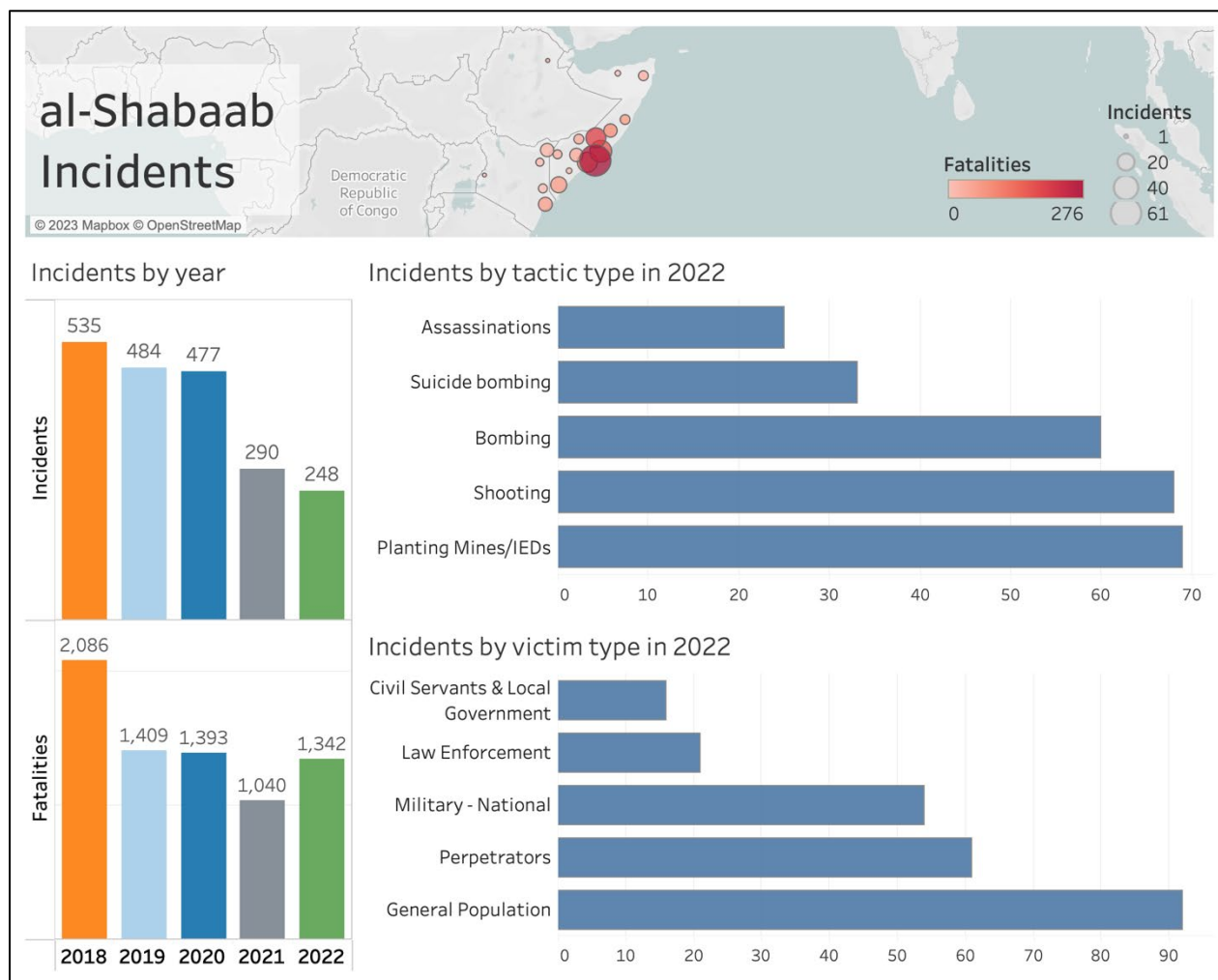
ISIS-Core’s incidents were concentrated primarily in Iraq (321 incidents) and Syria (212 incidents).

Common tactics employed by ISIS-Core included shootings (59 percent), planting mines/IEDs (24 percent), and bombings (12 percent).

Twenty-two percent of ISIS-Core incidents in 2022 involved national militaries. Other prominent victims included other violent nonstate actors (12 percent of incidents) and the general population (13 percent of incidents).

2022 Annex of Statistical Information

ISIS-Core incidents in 2022 were spread across several provinces and countries, including 60 incidents (11 percent) in Diyala in Iraq, 148 incidents (28 percent) in Dayr az Zawr in Syria, and 50 incidents (9 percent) in Al Hasakah in Syria.



Al-Shabaab

In 2022 there were 248 incidents involving al-Shabaab, with 1,342 fatalities and 1,083 persons wounded. This constitutes a 7 percent decrease in incidents from 2021, as well as a 13 percent increase in fatalities from 2021.

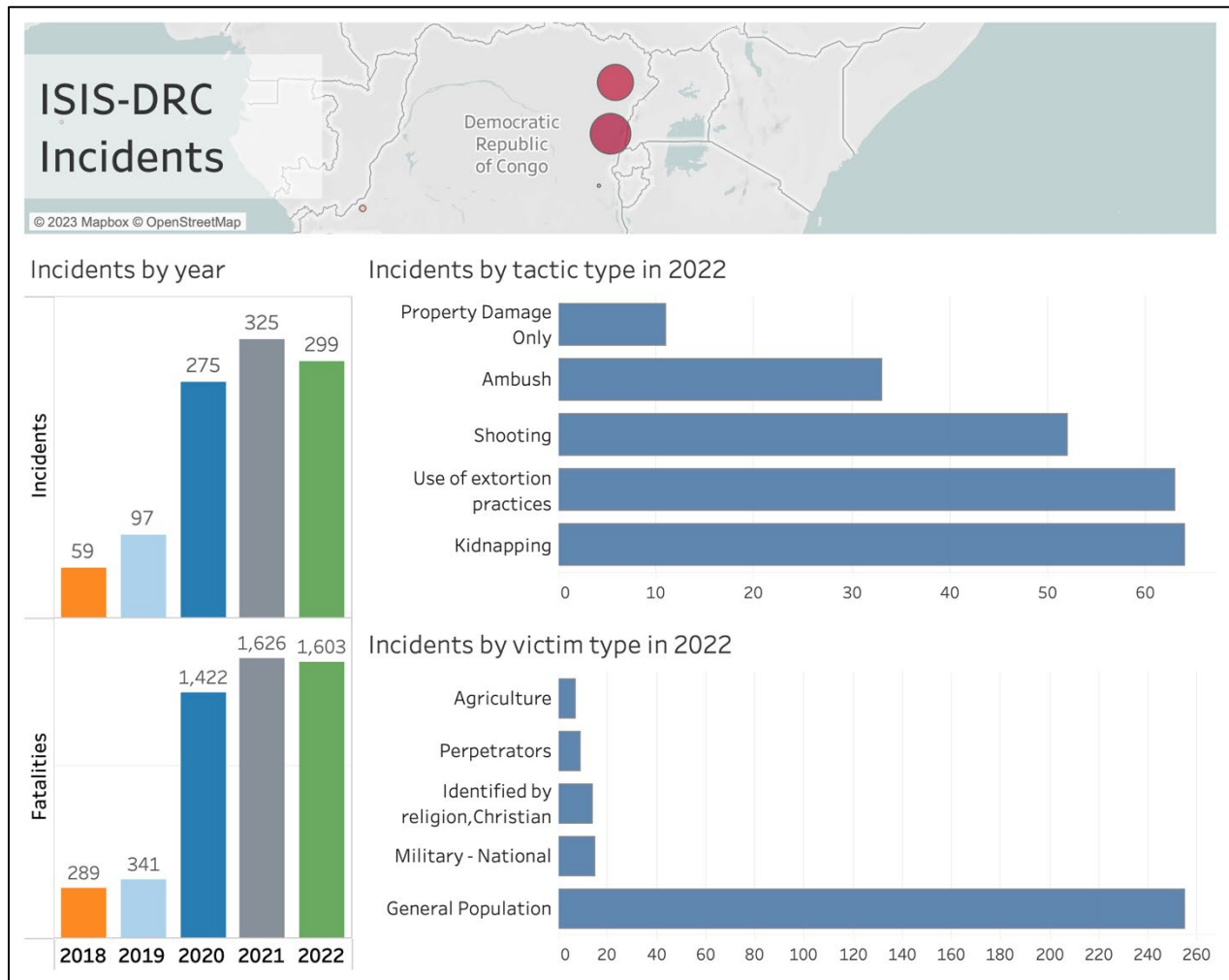
All the al-Shabaab incidents in 2022 were concentrated in Somalia (207 incidents), Kenya (33 incidents), and Ethiopia (8 incidents).

Common tactics al-Shabaab employed in incidents included shootings (28 percent), planting mines/IEDs (28 percent), and bombings (24 percent).

2022 Annex of Statistical Information

The main victims of al Shabaab-involved incidents in 2022 were the general population (37 percent), military (22 percent), and other perpetrators (25 percent). Al-Shabaab terrorists were reported to have been killed in 18 percent of incidents attributed to them in 2022.

The regions in Somalia that experienced the most al-Shabaab incidents were Banaadir with 61 incidents (25 percent), Shabeellaha Dhexe with 30 incidents (12 percent), and Hiiraan with 26 incidents (10 percent).



ISIS-DRC

ISIS-DRC was designated a foreign terrorist organization by the Department of State in March 2021. Included in the group’s incidents are those attributed to the Allied Democratic Forces (one of ISIS-DRC’s aliases). In 2022 there were 299 incidents involving ISIS-DRC, with 1,603 fatalities and 156 persons wounded. This constitutes a 5 percent reduction in the number of incidents from 2021. The number of fatalities was three fewer than in 2021.

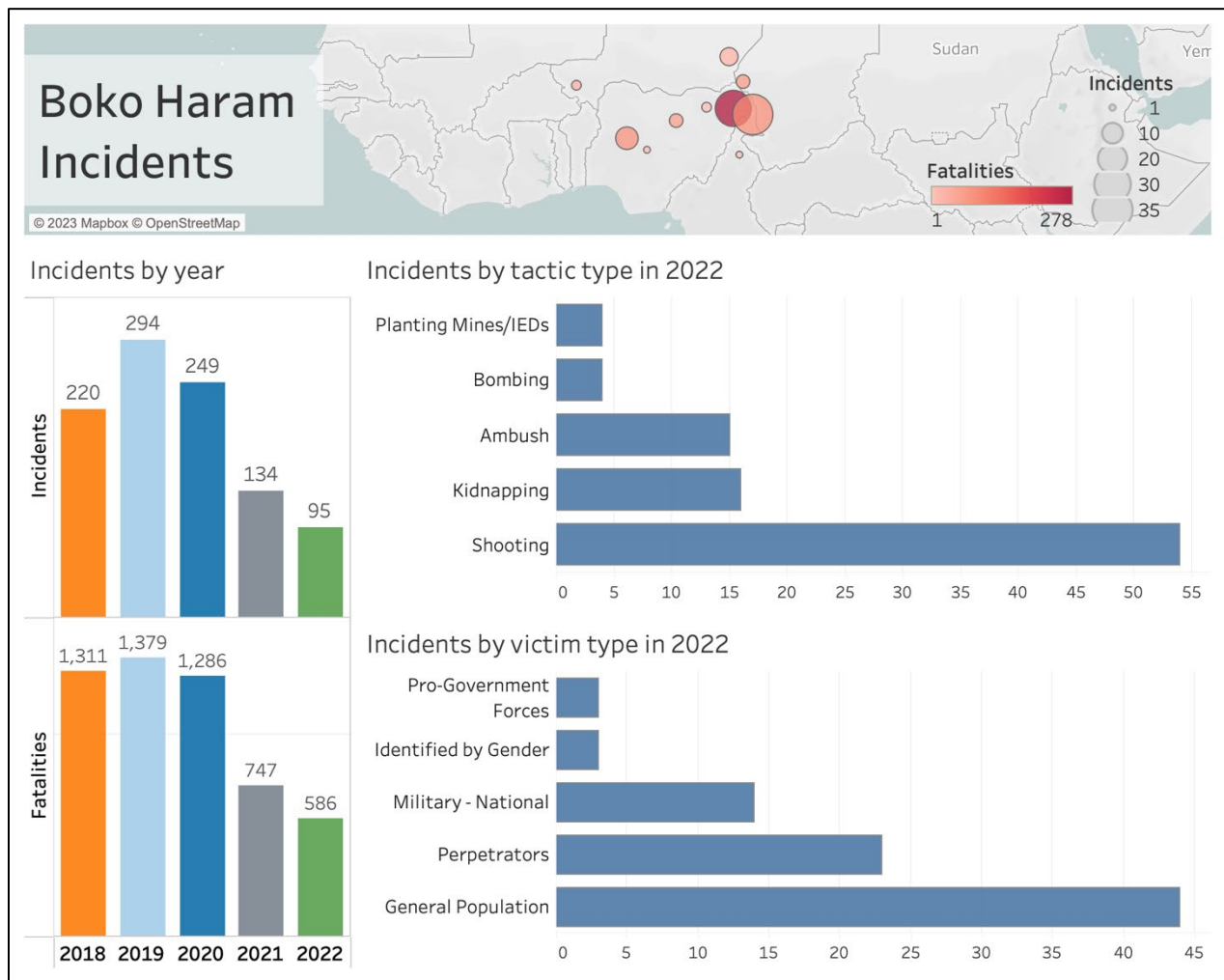
All ISIS-DRC’s incidents in 2022 were concentrated in the Democratic Republic of the Congo (293 incidents) or Uganda (6 incidents).

2022 Annex of Statistical Information

Common tactics ISIS-DRC employed in incidents included extortion (21 percent), kidnappings (22 percent), and executions (5 percent).

In 2022 the victims in 85 percent of ISIS-DRC-incidents were the general population. Other prominent victims of ISIS-DRC violence included military (5 percent of incidents) and Christians (5 percent of incidents).

Most ISIS-DRC incidents were concentrated in either the Nord/North-Kivu province of the Democratic Republic of the Congo with 164 incidents (55 percent) or Ituri with 129 incidents (43 percent).



Boko Haram

In 2022 there were 95 incidents involving Boko Haram, with 586 fatalities and 215 persons wounded. This constitutes a 17 percent decrease in incidents from 2021, as well as a 12 percent decrease in fatalities from 2021.

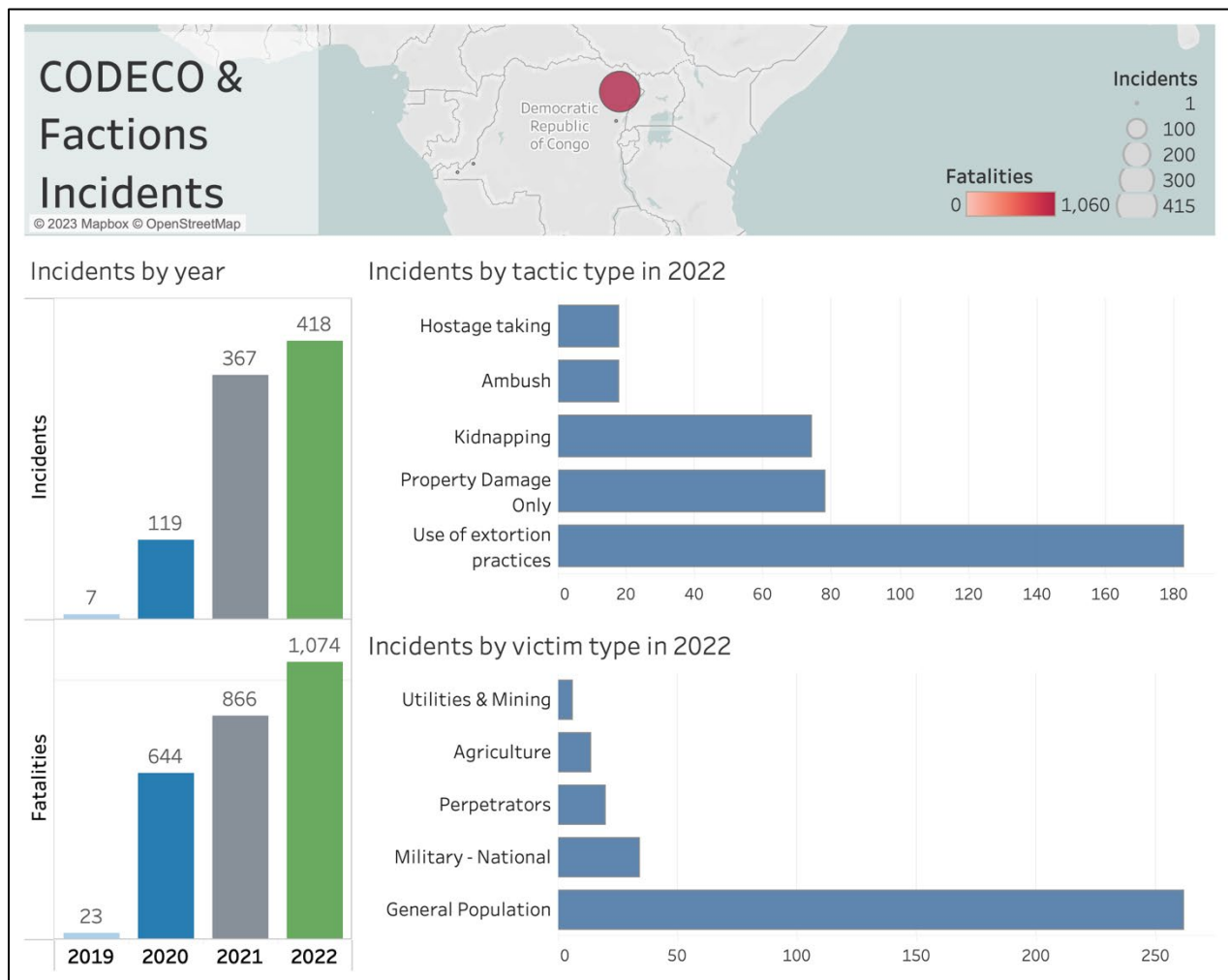
2022 Annex of Statistical Information

The majority of Boko Haram incidents in 2022 were concentrated in Nigeria (46 incidents) and Cameroon (36 incidents).

Common tactics Boko Haram employed in incidents included shootings (57 percent), kidnappings (17 percent), and ambush (16 percent).

In 2022 the victims in 46 percent of Boko Haram-involved incidents were the general population. Other prominent victims of Boko Haram violence included other perpetrators (24 percent), the military (15 percent of incidents), and law enforcement (6 percent of incidents).

The Nigerian states that experienced the most Boko Haram incidents were Extreme-Nord with 35 incidents (37 percent), Borno with 28 incidents (30 percent), and Niger with 11 incidents (12 percent).



CODECO and Factions

CODECO, also known as the Cooperative for Development of the Congo, is an umbrella organization of Lendu militia groups operating in the Democratic Republic of the Congo. The

2022 Annex of Statistical Information

2020 death of its leader led the already-decentralized group to splinter further, with some elements becoming more violent. We started to report incidents with CODECO as a perpetrator in 2019; there has been a significant escalation ever since. The incidents attributed to CODECO, and its factions are aggregated here, but most incidents were committed by CODECO-URPDC (Union of Revolutionaries for the Defense of the Congolese People), with 418 incidents in 2022.

Table 2.4. CODECO and Its Factions, Incidents by Year

	2019	2020	2021	2022	Total
CODECO-ALC	0	0	21	25	46
CODECO-FDBC	0	0	31	50	81
CODECO-URPDC	0	0	271	263	534
CODECO- <i>Bon Temple de Dieu</i>	0	0	13	0	13
CODECO	7	119	31	80	237
Total	7	119	367	418	911

ALC: Alliance for the Liberation of the Congo. FDBC: Defense Force against the Balkanization of the Congo. URPDC: Union of Revolutionaries for the Defense of the Congolese People.

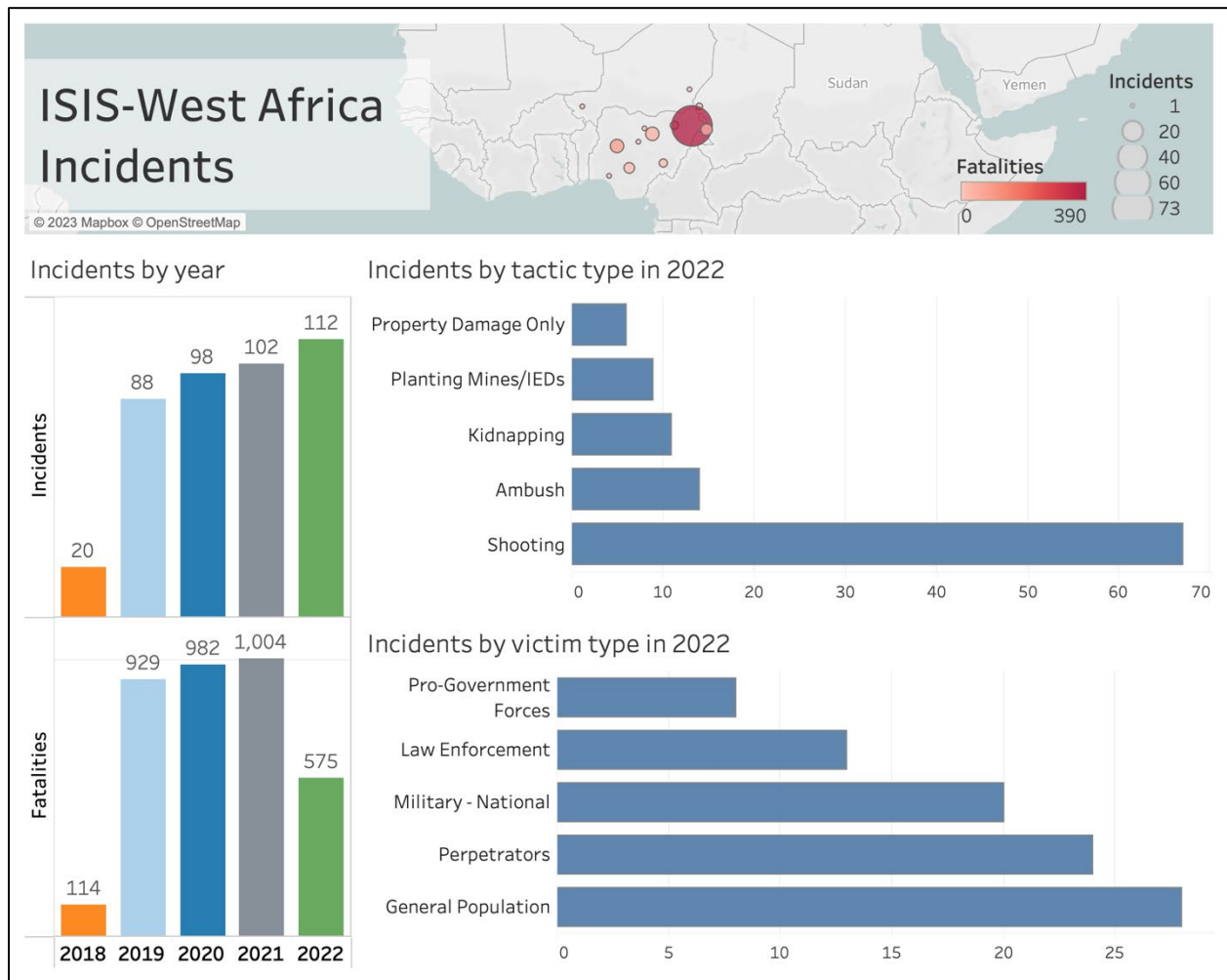
In 2022 there were 418 incidents involving CODECO and its factions, with 1,074 fatalities and 205 persons wounded. This constitutes a 7 percent increase in incidents from 2021, as well as a 9 percent increase in fatalities from 2021.

All CODECO incidents took place in the Democratic Republic of the Congo.

Common tactics employed in CODECO incidents included extortion (44 percent), property damage (19 percent), and shootings (18 percent).

Sixty-three percent of CODECO incidents in 2021 involved the general population victims. The other prominent victims of CODECO violence were the military (8 percent of incidents). CODECO terrorists were reported to have been killed in 7 percent of the incidents attributed to the organization during 2021.

The vast majority of CODECO incidents in 2022 — 415 incidents (99 percent) — took place in Ituri.



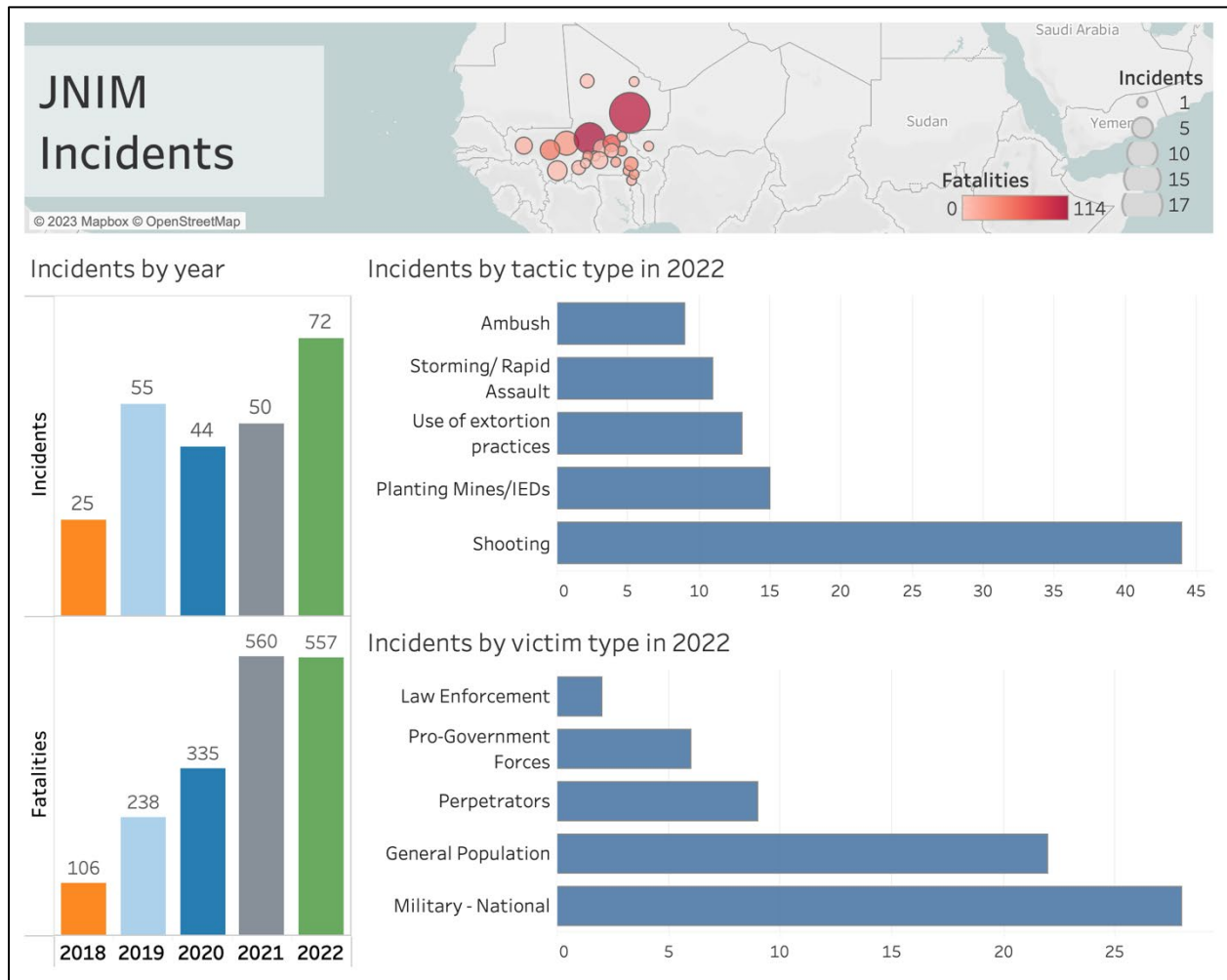
ISIS-West Africa (ISIS-WA)

In 2022 there were 112 incidents involving, with 575 fatalities and 193 persons wounded. This constitutes a 10 percent increase in incidents as well as about a 43 percent decrease in fatalities from 2021.

Common tactics employed in incidents included shootings (60 percent), ambushes (13 percent), and kidnappings (10 percent).

In 2022 the victims in 28 percent of ISIS-WA incidents were the general population. Other prominent victims included other perpetrators (21 percent of incidents) and the national military (18 percent).

The countries with the greatest number of incidents are Nigeria with 102 (91.1 percent) and Cameroon with 6 (5.4 percent). The states that experienced the highest number of incidents were Bomo with 73 incidents (65 percent) and Niger with 8 incidents (7 percent).



Jama’at Nusrat al-Islam Wal-Muslimin (JNIM)

This is the first year that JNIM has made the top-10 list of fatalities caused. JNIM is the suspected perpetrator in many of the incidents in Burkina Faso and Mali in which we have not been able to identify a perpetrator based on our methodology.

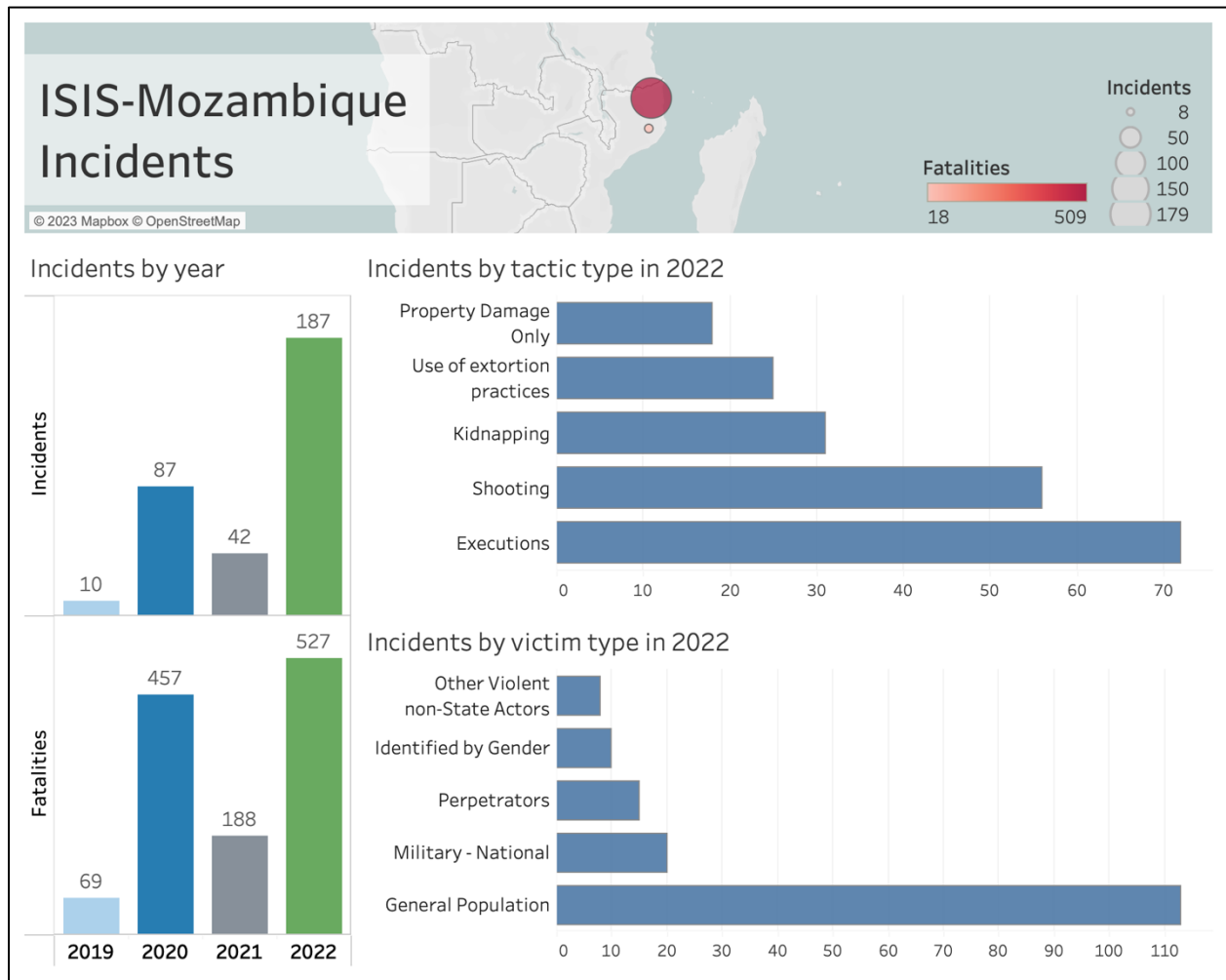
In 2022 there were 72 incidents involving JNIM, with 557 fatalities and 255 persons wounded. This constitutes a 40 percent increase in incidents from 2021, as well as less than a 1 percent decrease in fatalities from 2021.

Common tactics employed in incidents included shootings (61 percent), mines/IEDs (21 percent), and extortion/ransom (18 percent).

In 2022 the victims in 39 percent of JNIM incidents were the national militaries of Burkina Faso and Mali and their surrogates. Other prominent victims included the general population (31 percent of incidents) and other perpetrators (13 percent of incidents).

2022 Annex of Statistical Information

JNIM is most active in Mali with 47 incidents or (65 percent) and Burkina Faso with 23 (32 percent). The states that experienced the highest number of incidents were Gao (Mali) with 17 incidents (24 percent) and Mopiti (Mali) with 10 incidents (14 percent).



ISIS-Mozambique (ISIS-M)

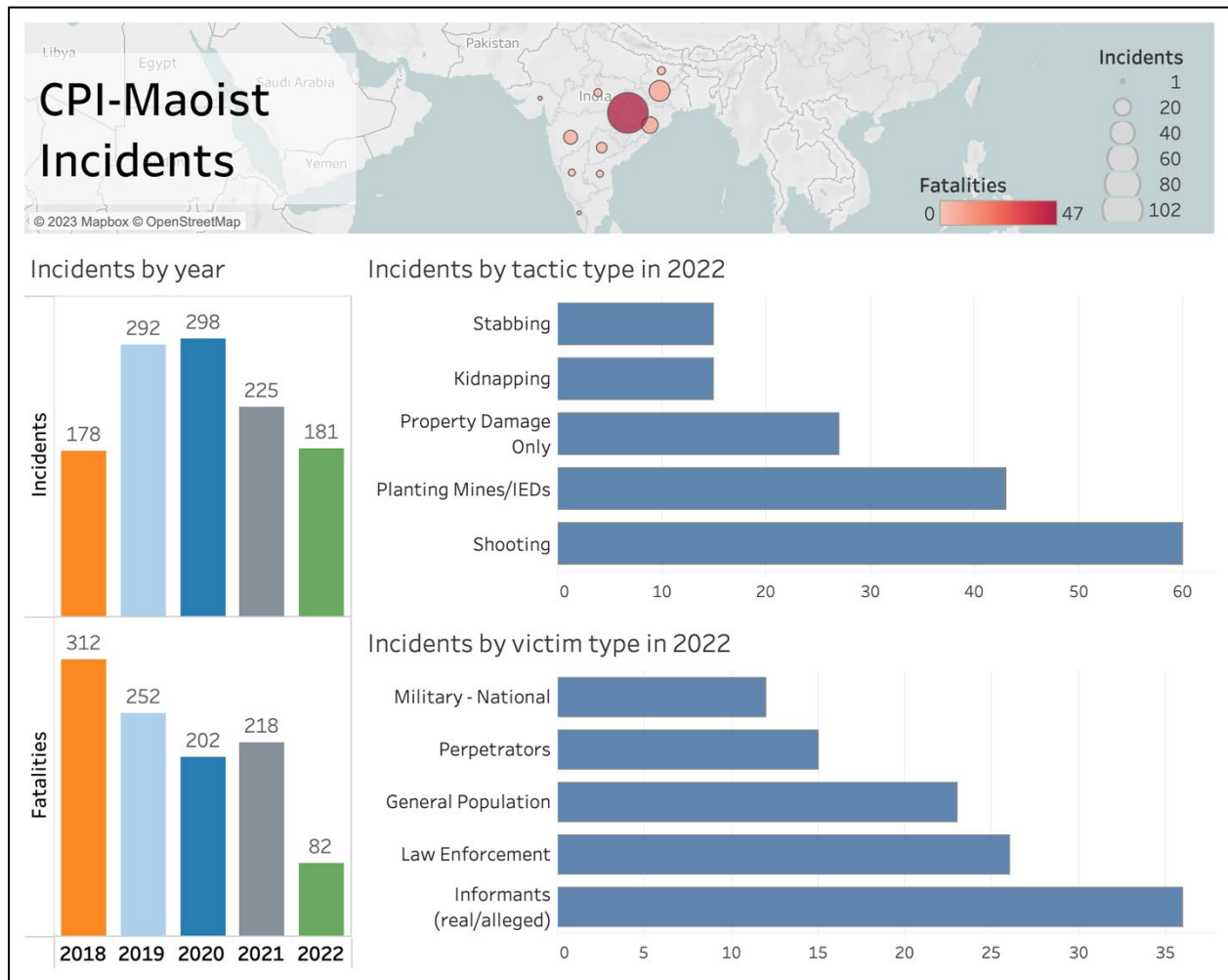
ISIS-Mozambique (ISIS-M) was designated a Foreign Terrorist Organization by the Department of State in March 2021.

In 2022 there were 187 incidents involving (ISIS-M), with 527 fatalities and 74 persons wounded. This constitutes more than a 300 percent increase in incidents from 2021, as well as more than a 200 percent increase in fatalities from 2021.

Common tactics employed in incidents included executions (39 percent), shootings (30 percent), and kidnappings (17 percent).

In 2022 the victims in 60 percent of ISIS-M incidents were the general population. Other prominent victims included the national military (11 percent) and other perpetrators (8 percent of incidents).

The states that experienced the highest number of incidents were Cabo Delgado with 179 incidents (96 percent) and Nampula with 8 incidents (4 percent).



Communist Party of India-Maoist (CPI-Maoist)

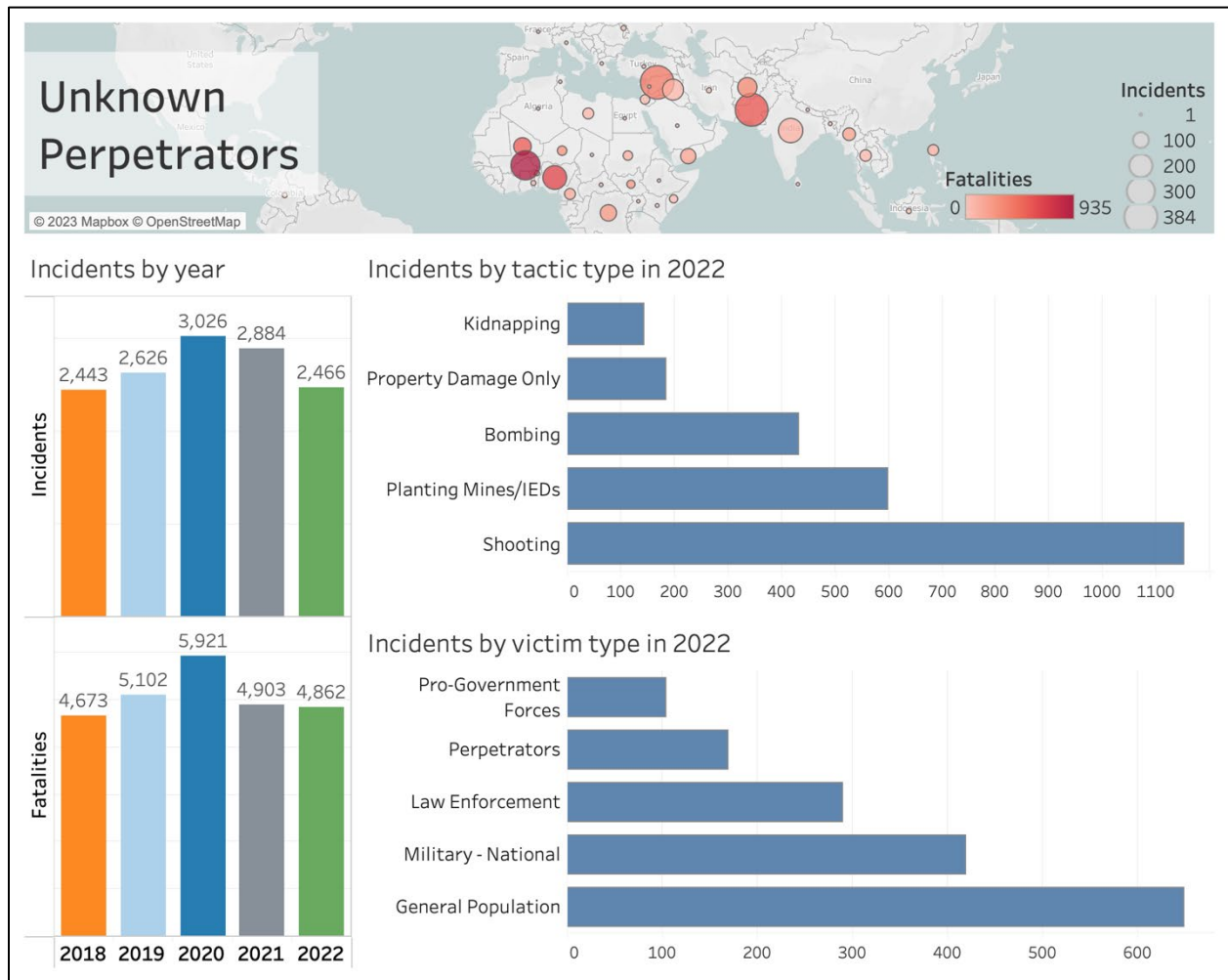
In 2022 there were 181 incidents involving CPI-Maoist, with 82 fatalities and 63 persons wounded. This constitutes a 9 percent decrease in incidents from 2021, as well as a 70 percent decrease in fatalities from 2021.

Common tactics employed in incidents included shootings (60 percent), planting mines/IEDs (24 percent), and property damage (15 percent).

In 2022 the victims in 20 percent of CPI-Maoist incidents were alleged informants. Other prominent victims included law enforcement (15 percent) and the general population (13 percent of incidents).

2022 Annex of Statistical Information

The Indian states that experienced the highest number of incidents were Chhattisgarh with 102 incidents (56 percent), Jharkhand with 27 incidents (15 percent), and Odisha with 17 incidents (9 percent).



2022 Annex of Statistical Information

Table 2.5 Incidents With Unknown Perpetrators, 2022

	Top Countries by Unknown Perp.	2018	2019	2020	2021	2022	% of Incidents With Unknown Perp. in 2022
1	Burkina Faso	107	190	176	106	293	90
2	India	253	168	197	189	205	42
3	Nigeria	68	151	30	14	194	31
4	Pakistan	253	162	143	231	369	67
5	Syria	420	586	771	911	384	42

This is the first year for which we have included a dashboard for unknown or unidentifiable perpetrators. The data show that 67.6 percent of unknown perpetrators in 2022 were “religious-jihadist,” and 33.2 percent were “ethnonationalist-separatist.” In any given year, upward of 30 percent of the incidents included in the database used to create the Annex of Statistical Information will have an “unknown” perpetrator.

There are three main methodological reasons for this:

1. We use open-source intelligence to gather the data to support each incident. We do not have access to intelligence reports or specific country data. Media reporting in many countries, especially in conflict ones, lacks clarity and may simply cite “jihadist” or “militants.”
2. All identified terrorist incidents must be reported by an independent and reliable source. We do not use any reports from the perpetrators or their own media sources, and we exclude any incidents for which there was considerable uncertainty or conflicting reporting.
3. If the source article being used to support the incident does not name the perpetrator, we mark it as unknown. The nature of some of the perpetrator groups is vague; for example, are they a hierarchical group or a loose affiliation? Are they a permanent affiliate of one group or another or merely for a particular incident or time period?

There were 2,466 incidents and 4,866 fatalities with an unknown perpetrator in 2022. In 2021 there were 2,884 incidents and 4,903 fatalities. There were 8 percent fewer unknown perpetrators in 2022 and a similar decline in the number of fatalities. The top five countries with unknown perpetrators appear in Table 2.5 above.

3. Geographic Trends of Terrorism

Figure 3.1. Global Terrorist Incidents and Fatalities, 2022

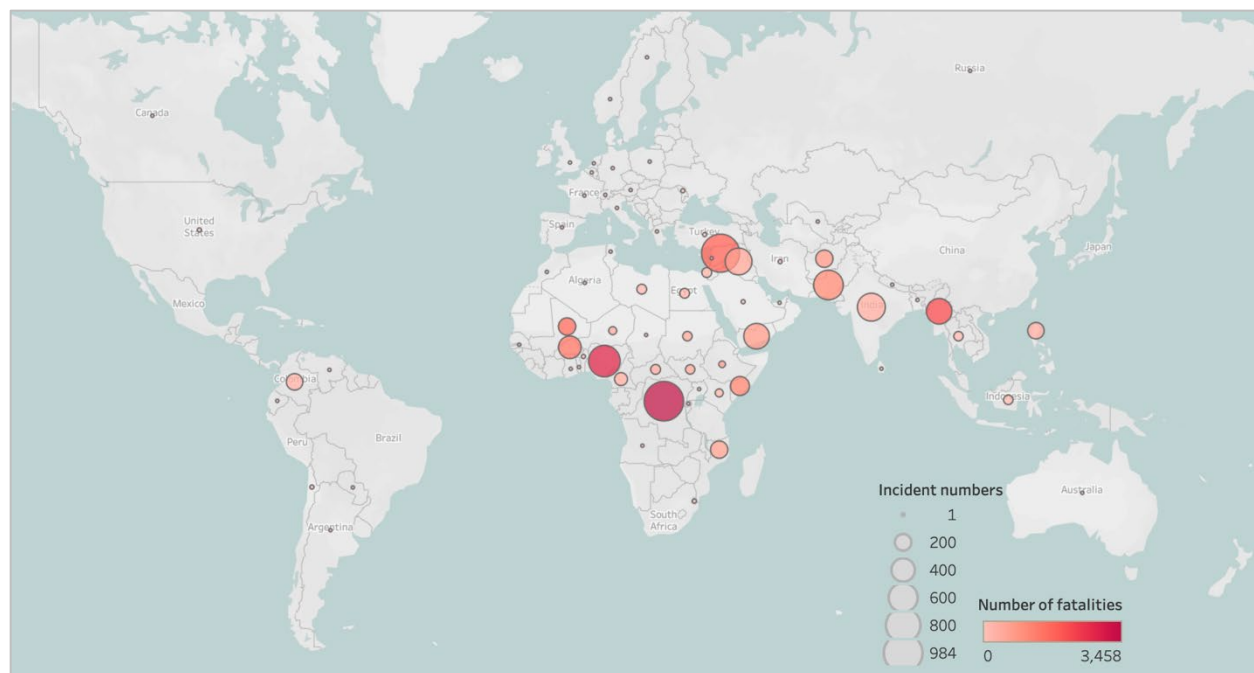


Figure 3.1 shows the country hotspots of global terrorist incidents for 2022, as defined by the highest number of incidents and fatalities. For the first time in many years Afghanistan is not part of this list. The Democratic Republic of the Congo, Syria, Nigeria, Pakistan, and India are the top five countries with the most terrorism incidents. The continued expansion of terrorism in Africa — especially in the Sahel and the Democratic Republic of the Congo — resulted in a dramatic increase in the number of incidents and fatalities in these countries and regions. Burkina Faso is now in the top 10 countries for the number of incidents, and its neighbors Mali and Niger are not far behind.

3.1. Location of Terrorist Activity

Table 3.1 shows that during 2022 the three countries with the highest number of terrorist incidents were the Democratic Republic of the Congo (984 incidents), Syria (915 incidents), and Nigeria (632 incidents). Overall, there was a 1 percent decline in terrorism incidents in 2022 among the top 10 countries, compared with 2021, and a 12 percent decline in incidents globally from 2022 to 2021.

Table 3.1. Top 10 Countries With the Most Terrorist Incidents, 2022

Top Countries by Incidents	2018	2019	2020	2021	2022	2021–22 change	+/-
1 DRC-CONGO	187	384	997	900	984	9%	▲
2 SYRIA	877	1,051	1,332	1,470	915	-38%	▼
3 NIGERIA	545	460	389	594	632	6%	▲
4 PAKISTAN	333	225	215	319	554	74%	▲
5 INDIA	673	655	679	572	493	-14%	▼
6 IRAQ	765	542	629	605	455	-25%	▼
7 YEMEN	224	396	835	223	415	86%	▲
8 BURMA	52	85	175	325	391	20%	▲
9 BURKINA FASO	132	207	197	126	324	157%	▲
10 SOMALIA	526	486	504	297	228	-23%	▼
Subtotal	4,314	4,491	5,952	5,431	5,391	-1%	▼
Year-End Total	8,042	8,837	10,133	8,328	7,342	-12%	▼

3.2. Fatalities by Location

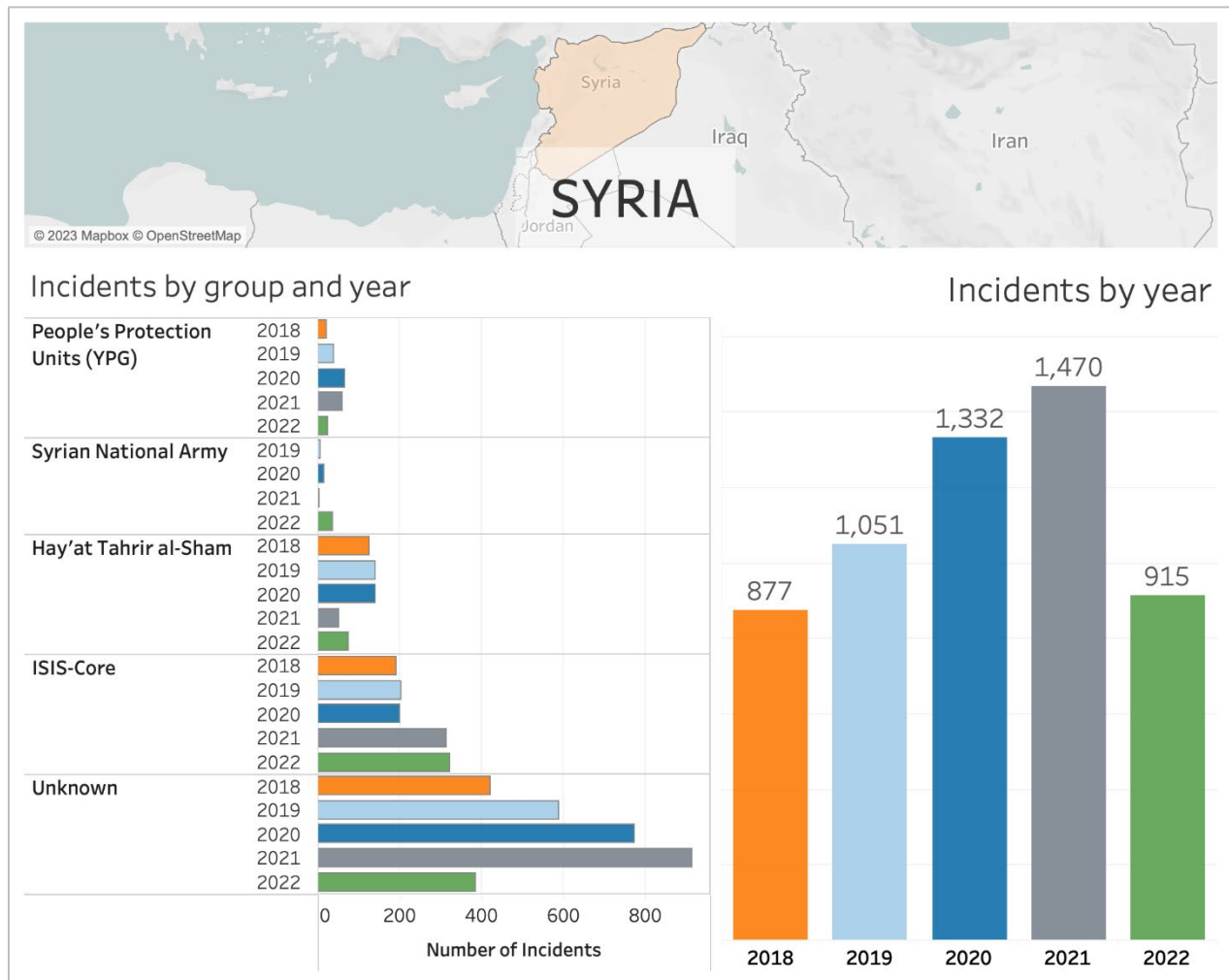
Table 3.2 shows that the top 10 countries with the most fatalities during 2022 were the Democratic Republic of the Congo (DRC), Nigeria, Burma, Syria, Mali, Burkina Faso, Somalia, Pakistan, Afghanistan, and Yemen. This shows a 10 percent decline in the number of fatalities in 2022 among the top 10 countries, compared with those countries' terrorism-related fatalities in 2021, and a 23 percent decline in global fatalities, compared with 2021. These 10 countries accounted for 78.3 percent of all fatalities in 2021. In 2021 the top 10 countries with the most fatalities were Afghanistan, Nigeria, the DRC, Syria, Somalia, Burma, Niger, Ethiopia, and Mali; together these 10 represented close to 86 percent of all fatalities. Despite the overall reduction in the number of incidents, there are close to 3.0 fatalities per incident in 2022, compared with 2.7 in 2021.

Table 3.2. Top 10 Countries With the Most Fatalities, 2022

Top Countries by Fatalities	2018	2019	2020	2021	2022	2021–22 change	+/-
1 DRC-CONGO	673	1,125	3,496	3,085	3,458	12%	▲
2 NIGERIA	3,327	2,750	2,317	3,266	2,926	–10%	▼
3 BURMA	62	120	134	1,052	2,130	102%	▲
4 SYRIA	3,913	2,920	3,172	1,930	1,767	–8%	▼
5 MALI	1,067	1,060	874	646	1,653	156%	▲
6 BURKINA FASO	183	977	891	1,016	1,388	37%	▲
7 SOMALIA	2,087	1,358	1,458	1,147	1,119	–2%	▼
8 PAKISTAN	780	453	428	543	1,030	90%	▲
9 AFGHANISTAN	9,930	8,727	8,481	5,837	726	–88%	▼
10 YEMEN	3,038	940	2,132	383	709	85%	▲
Subtotal	25,060	20,430	23,383	18,905	16,906	–11%	▼
Year-End Total	32,864	26,273	29,326	23,712	21,943	–7%	▼

3.3. Profiles of Countries/Regions With a Significant Number of Terrorist Incidents

This section disaggregates the data on global terrorism incidents down to an analysis of specific geographic areas. The highly concentrated and localized nature of terrorism guides the selection of these countries and regions for further analysis and allows for crucial context to be provided to the overwhelming majority of incidents reported in 2022.



Syrian Arab Republic

In 2022 there were 915 terrorist incidents in Syria, with 1,767 fatalities (8 percent of the global total of fatalities). This constitutes a 38 percent decrease in incidents from 2021 and an 8 percent decline in fatalities, as shown previously in Tables [3.1](#) and [3.2](#).

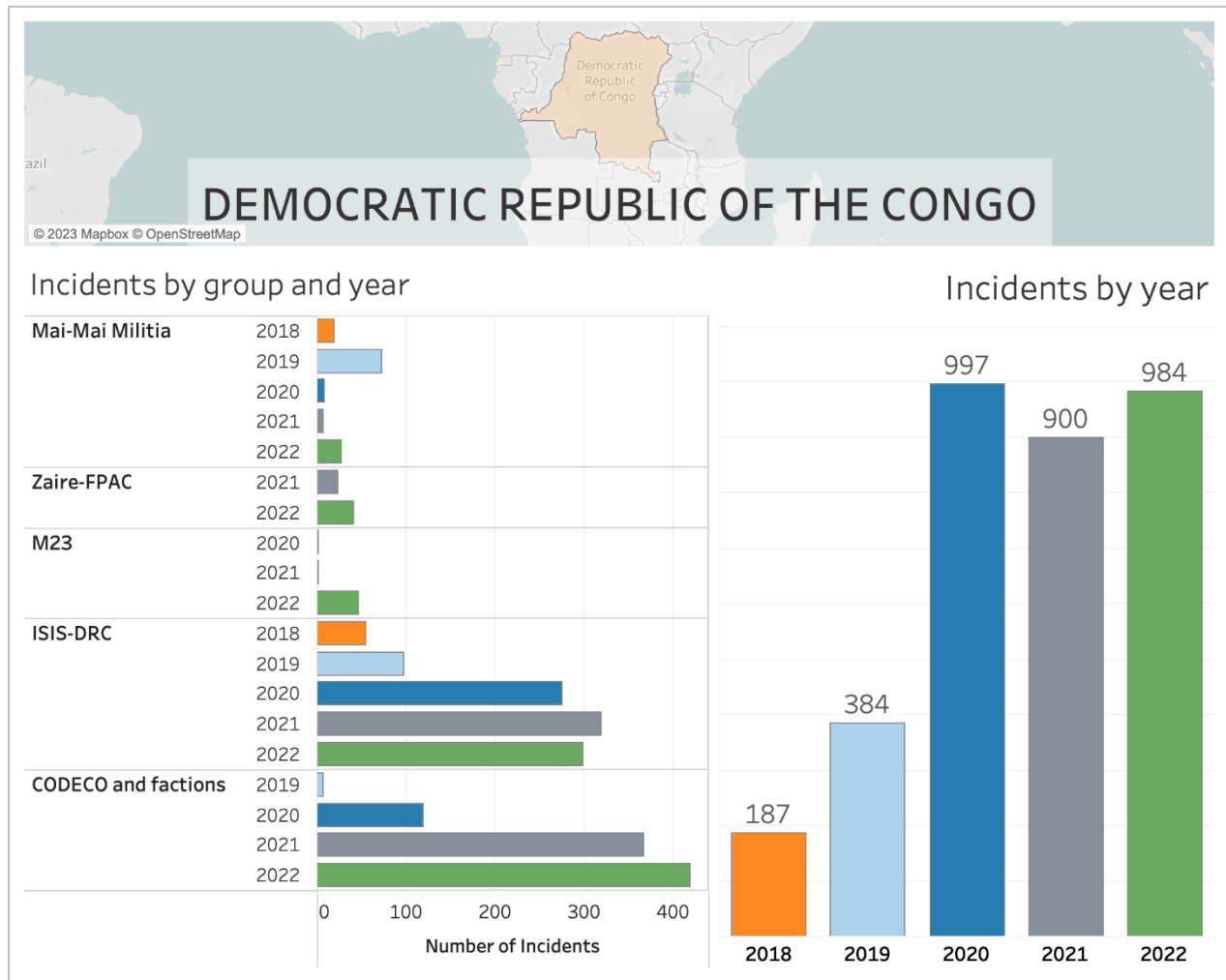
ISIS-Core was the main known perpetrator of incidents in Syria in 2022, responsible for 35 percent of all incidents. The next-most-active group was Hay'at Tahrir al-Sham, responsible for 8 percent of incidents. As is typical in conflict zones, a sizable percentage of incidents — for example, 42 percent in Syria — are not attributable to a known perpetrator. In total, there were 22 different perpetrator groups active in Syria in 2022.

Common tactic types in Syria included shootings (50 percent) and landmines or IEDs (30 percent).

Twenty-six percent of terrorist incidents in Syria in 2022 primarily targeted the national military. Other prominent targeted groups included other violent nonstate actors (25 percent).

2022 Annex of Statistical Information

The Syrian provinces that experienced the most incidents were Dayr az Zawr with 191 incidents (21 percent), Halab with 174 incidents (19 percent), and Daraa with 172 incidents (19 percent).



Democratic Republic of the Congo

In 2022 there were 984 incidents in the Democratic Republic of the Congo (DRC), with 3,458 fatalities (13 percent of the global total of fatalities). This was the greatest number of incidents and fatalities of any country for 2022. This constituted a 9 percent increase in incidents from 2021, and a 12 percent increase in fatalities.

ISIS-DRC (labeled in past the Allied Democratic Forces [ADF]) was responsible for 299 incidents (or 30 percent) and was the main perpetrator of incidents in the DRC in 2022.

The Cooperative for the Development of the Congo (or CODECO-URPDC) was responsible for 418 incidents (42 percent of all incidents). See the CODECO dashboard on page 19, which lists the five factions.

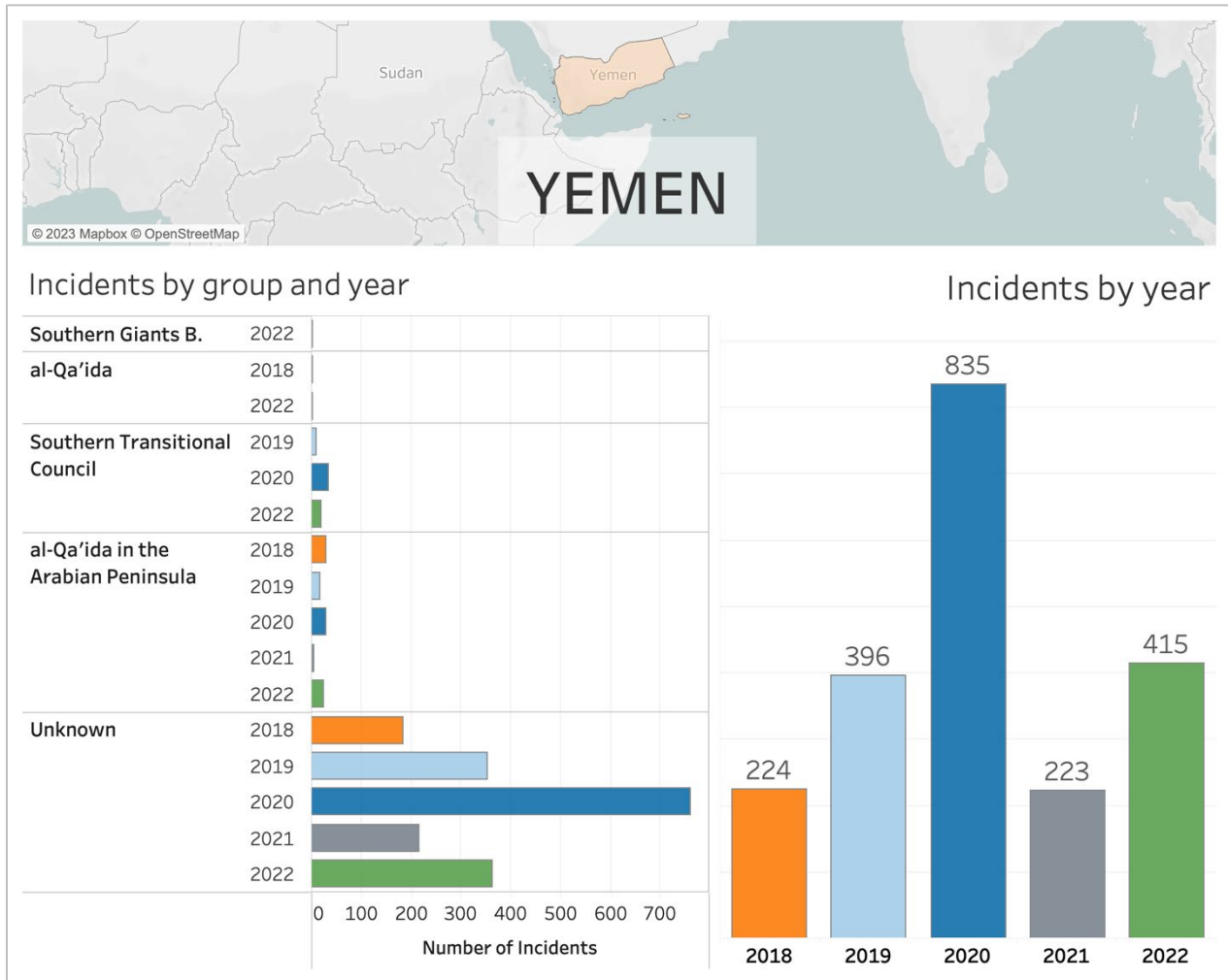
2022 Annex of Statistical Information

There are 42 active perpetrator groups — such as the Reformed Nduma Defense of the Congo, RED-Tabara, and the Alliance of Patriots for a Free and Sovereign Congo. Two percent of incidents in the DRC could not be attributed to a perpetrator group.

Common tactic types in the DRC included extortion (30 percent), kidnappings (17 percent), and shootings (9 percent).

Sixty-five percent of terrorist incidents primarily targeted the general population in 2022. Other prominent targeted groups included the military (11 percent) and other victims (11 percent) — consisting of other perpetrators or members of terrorist or militant groups.

The states in the DRC that experienced the most incidents were Ituri with 598 incidents (61 percent), Nord-Kivu with 301 incidents (31 percent), and Sud-Kivu with 63 incidents (6 percent).



Republic of Yemen

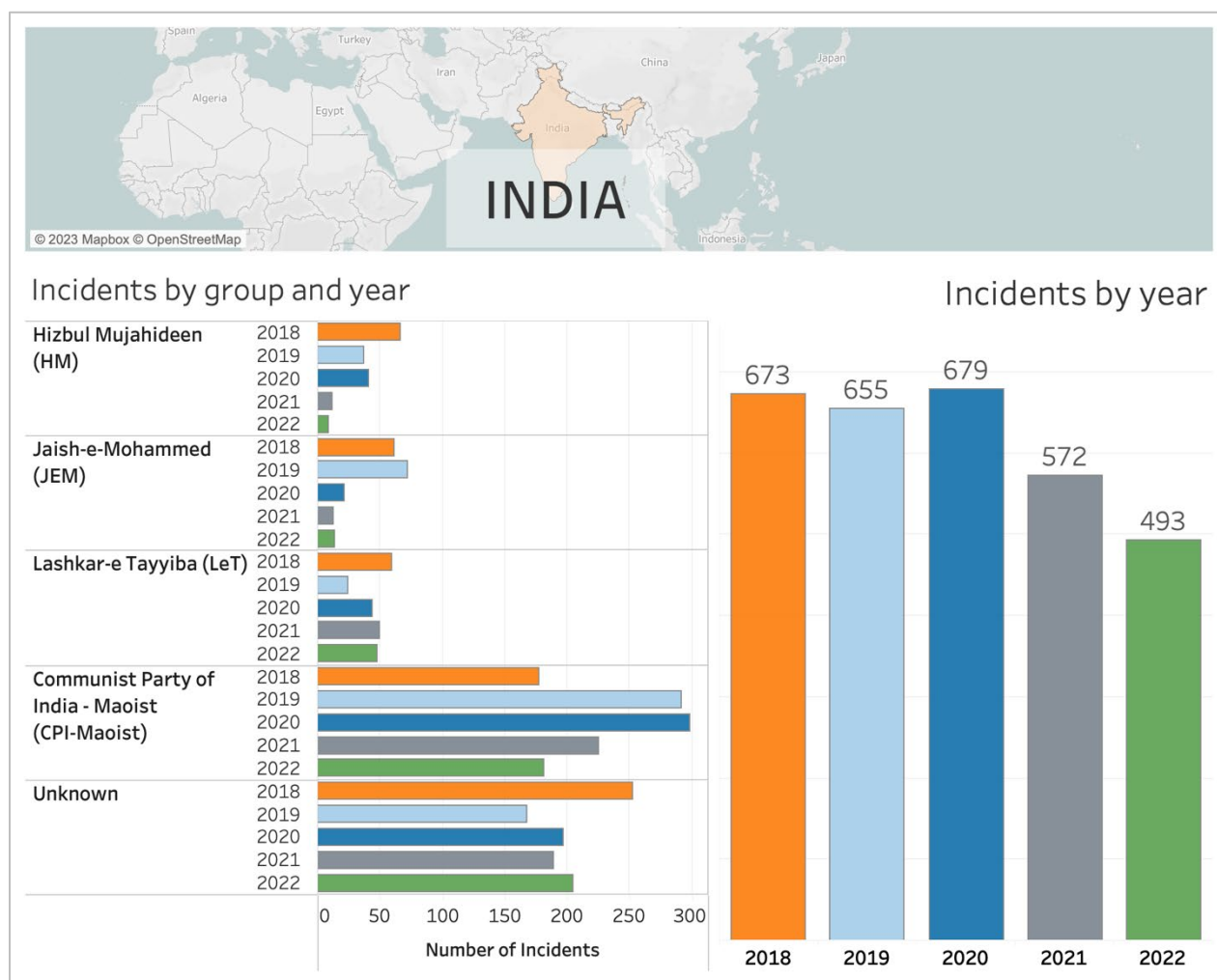
In 2022 there were 415 incidents in Yemen, with 709 fatalities (3 percent of the global total of fatalities). This constitutes an 86 percent increase in incidents, as well as a significant 85 percent increase fatalities in 2022.

Yemen is illustrative of the challenges of gathering open-source reporting in a conflict zone, with weak and/or biased media coverage. COVID-19 exacerbated this lack of detailed reporting in 2022. According to our methodology, if a credible media source does not identify a particular perpetrator we mark it as unknown. Thus, more than 80 percent of all incidents in 2022 were not attributable to a particular perpetrator. Six percent of incidents were attributed to al-Qa'ida in the Arabian Peninsula, and five percent to the Southern Transitional Council.

Common tactic types in Yemen included bombings (39 percent), shootings (28 percent), and landmines or IEDs (16 percent).

Terrorist incidents in Yemen in 2022 primarily targeted the general population (28 percent) and the military (20 percent).

In Yemen the provinces that experienced the most incidents were Taizz with 80 incidents (19 percent), Marib with 58 incidents (14 percent), and Abyan with 47 incidents (11 percent).



Republic of India

In 2022 there were 493 incidents in India. There were 300 fatalities (1 percent of the global total of fatalities). Although India is in the top 10 countries for most terrorism incidents, it is not in the top 10 for fatalities. There was a 9 percent decrease in terrorism incidents from 2021, and a 7 percent decrease in fatalities from 2021.

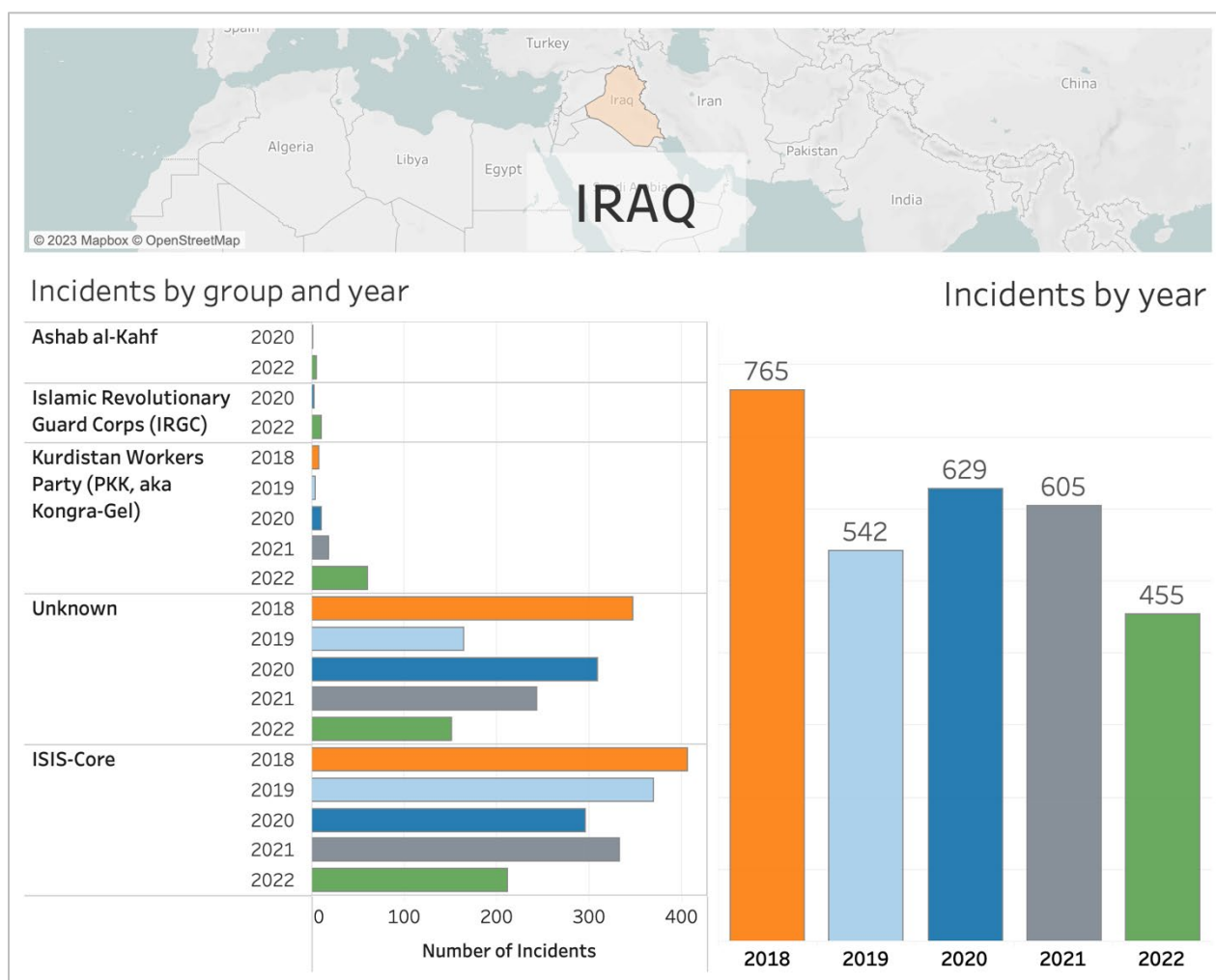
CPI-Maoist was the main perpetrator of incidents in India in 2022, responsible for 225 incidents, or 46 percent of all incidents. Lashkar-e-Tayyiba was responsible for 48 incidents, or 10 percent. Jaish-e-Mohammed (JEM) was responsible for 14 incidents, or 3 percent. Two hundred five incidents (42 percent of all incidents) were not attributable to any perpetrator group.

Common tactic types in India included shootings (44 percent), landmines or IEDs (22 percent), and bombings (14 percent).

2022 Annex of Statistical Information

Thirty-three percent of terrorist incidents in India in 2022 had no victim, 20 percent were other perpetrators, and 15 percent primarily targeted government and law enforcement.

The states in India that experienced the most incidents were the Indian Union Territory of Jammu and Kashmir with 231 incidents (47 percent), Chattisgarh with 104 (21 percent), and Manipur and Jharkhand with 34 incidents each (7 percent, each state).



Republic of Iraq

In 2022 there were 455 incidents in Iraq, with 435 fatalities (2 percent of the global total of fatalities). This constitutes a 14 percent decline in incidents from 2021, and an 8 percent reduction in fatalities from 2021. While Iraq was in the top 10 list for terrorism incidents in 2022, it was not among the top 10 countries with the most fatalities.

ISIS-Core was the main perpetrator of incidents in Iraq in 2022, responsible for 212 (or 47 percent) of all incidents. The Kurdistan Workers’ Party (PKK) was responsible for 60 (or 13 percent of) incidents. Other active perpetrator groups — such as the Islamic Revolutionary Guard Corps

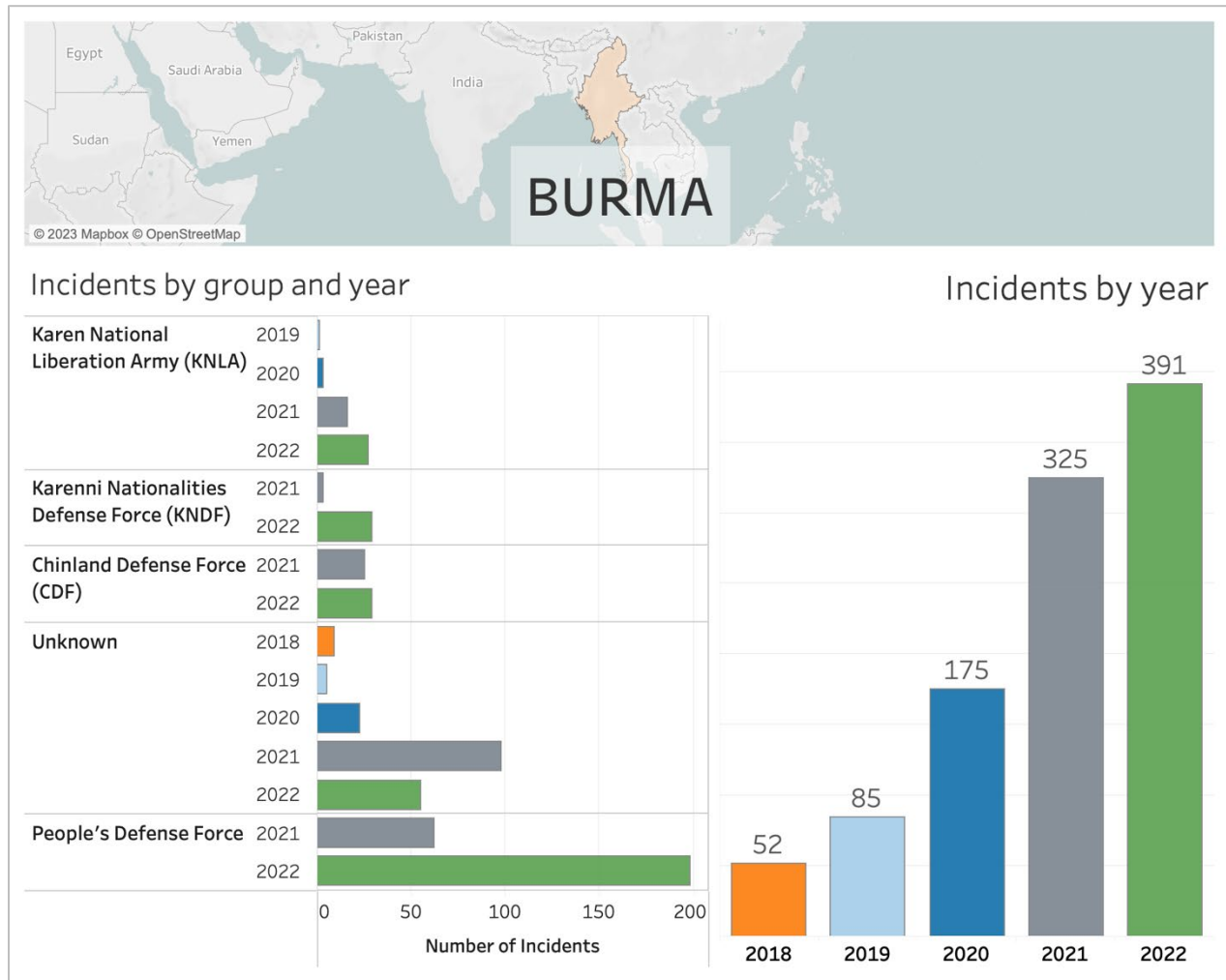
2022 Annex of Statistical Information

(IRGC), Ashab al-Kahf (People of the Cave), and Saraya Ababi — were collectively responsible for 5 percent of the incidents. Thirty-three percent of incidents in Iraq were not attributed to a particular perpetrator group. However, by perpetrator category, 68 percent of incidents in Iraq were perpetrated by radical Islamic jihadists, and 24 percent of incidents in Iraq were perpetrated by Iranian-backed groups or individuals.

Common tactic types in Iraq included shootings (35 percent), landmines or IEDs (26 percent), and bombings (24percent).

Thirteen percent of terrorist incidents in Iraq in 2022 primarily targeted the general population. Other prominent targeted groups included the military (16 percent) and foreign military (11 percent).

The provinces in Iraq that experienced the most incidents were Diyala with 81 incidents (18 percent), Dihok/Dahuk with 59 incidents (13 percent), and Kirkuk with 59 incidents (13 percent).



Burma

In 2022 there were 391 incidents in Burma, with 2,130 fatalities (10 percent of the global total of fatalities). This constitutes a 10 percent increase in incidents, as well as a 50 percent increase in fatalities from 2022.

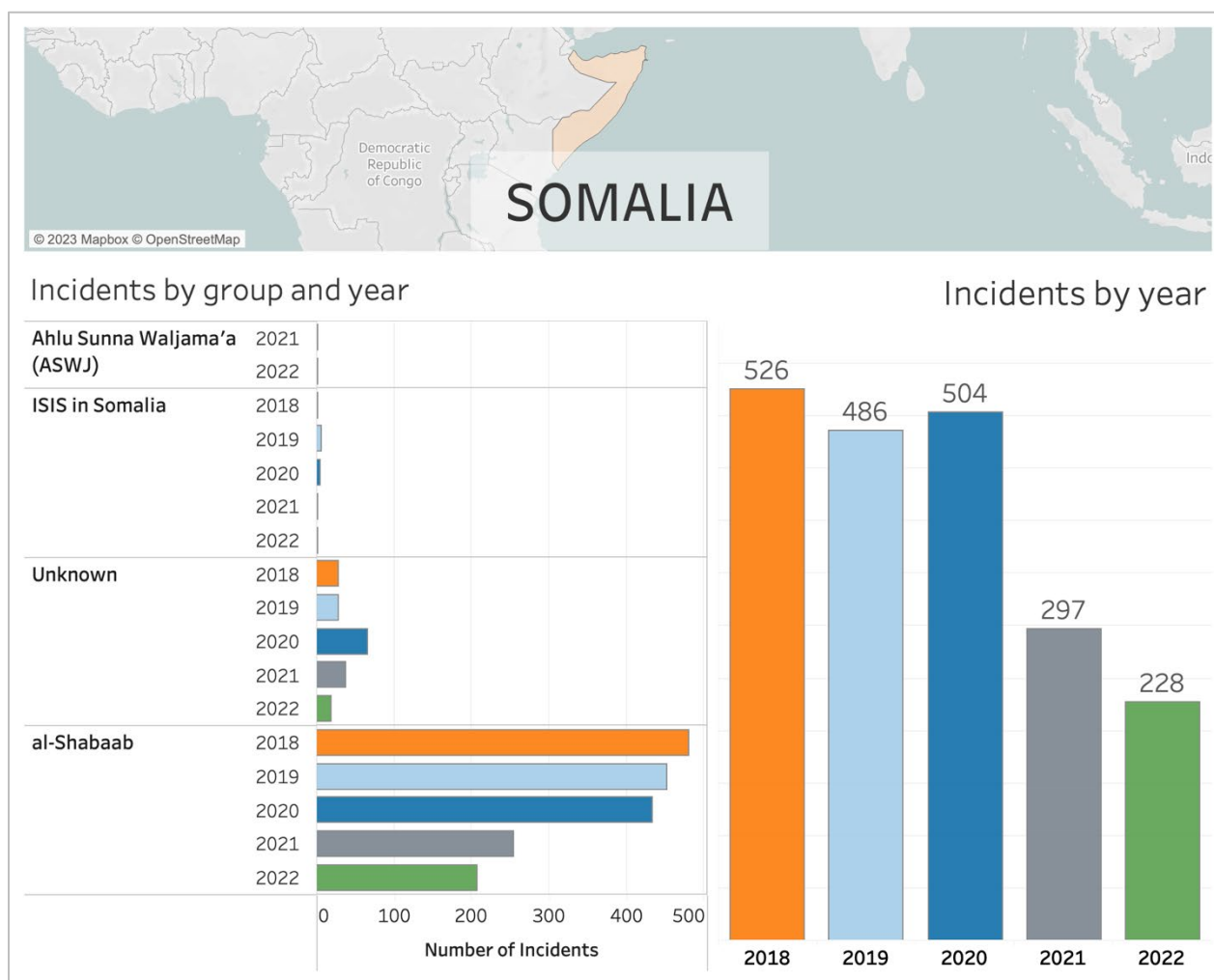
The Peoples Defense Force (PDF) was the main perpetrator of incidents in Burma in 2022, responsible for 198 incidents (50 percent of all incidents). Chinland Defense Force (CDF) was responsible for 29 incidents (7 percent), and Karenni Nationalities Defense Force (KNDF) for 27 incidents (7 percent). Fourteen percent of incidents in Burma were not attributed to a perpetrator group.

Common tactic types in Burma included shootings (38 percent), landmines or IEDs (21 percent), and bombings (19 percent).

2022 Annex of Statistical Information

Fifty-eight percent of terrorist incidents in Burma in 2022 primarily targeted the military. Other perpetrators were targeted 15 percent of the time, and the general population was targeted 9 percent of the time.

In Burma, the provinces that experienced the greatest number of incidents were Sagaing with 107 incidents (27percent), Yangon with 42 incidents (11 percent), and Kachin State with 36 incidents (9 percent).



Federal Republic of Somalia

In 2022 there were 228 incidents in Somalia, with 1,147 fatalities (5 percent of the global total of fatalities). This constitutes a 13 percent decrease in incidents, as well as a 2 percent decrease in fatalities, from 2021.

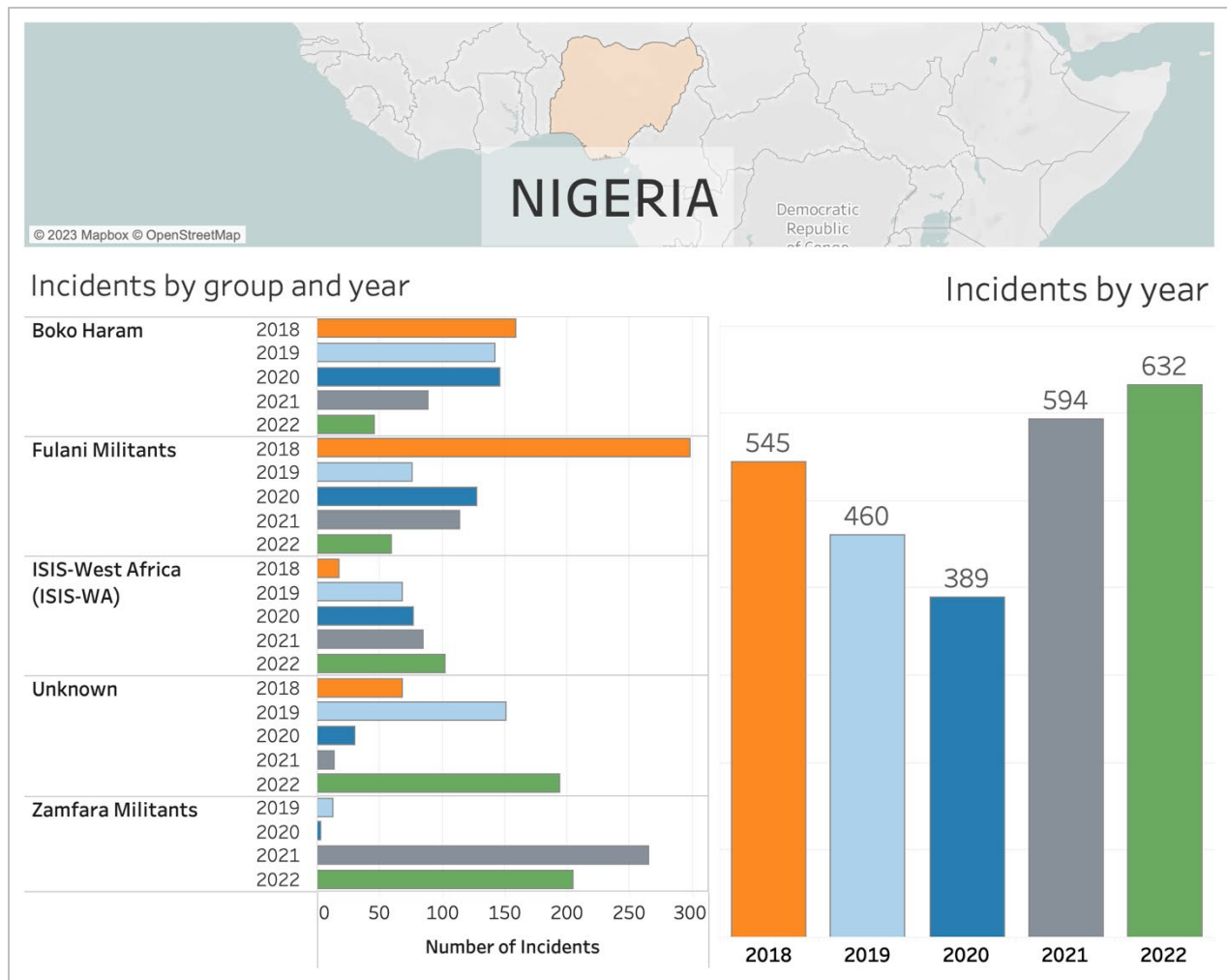
Al-Shabaab was the main perpetrator of incidents in Somalia in 2022, responsible for 207 incidents (91 percent of all incidents). Eight percent of incidents in Somalia were not attributed to a perpetrator group.

2022 Annex of Statistical Information

Common tactic types in Somalia included shootings (29 percent), landmines or IEDs (28 percent), and bombings (24 percent).

In 2022 the main groups targeted in reported incidents were the general population (39 percent), other perpetrators (27 percent), and the military (21 percent).

In Somalia the provinces that experienced the most incidents were Banaadir with 84 incidents (28 percent), Jubbada Hoose with 40 incidents (13 percent), and Shabeellaha Dhexe with 39 incidents (13 percent).



Federal Republic of Nigeria

In 2022 there were 632 incidents in Nigeria, with 2,926 fatalities (14 percent of the global total of fatalities). This constitutes a 3 percent increase in incidents as well as a 5 percent increase in fatalities from 2021.

2022 Annex of Statistical Information

Zamfara Militants were the main known perpetrator of incidents in Nigeria in 2022, responsible for 205 incidents (32 percent of all incidents), followed by ISIS-West Africa, which was responsible for 102 incidents (16 percent). Fulani Militants were next, with 59 incidents (9 percent). As noted earlier, local sources do not always differentiate between Boko Haram and ISIS-West Africa.

Fully 31 percent of incidents had an unknown perpetrator.

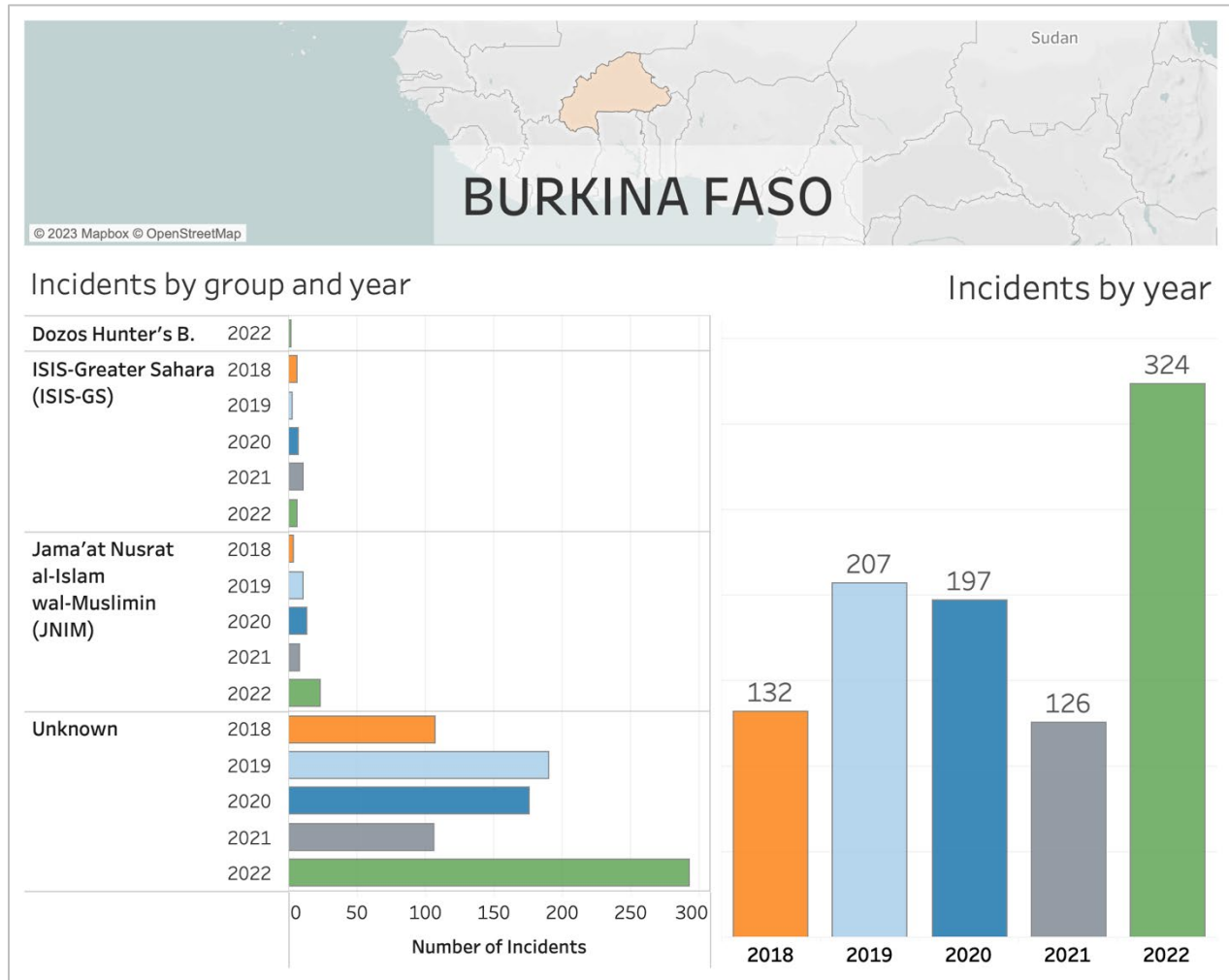
Common tactic types in Nigeria included shootings (69 percent), hostage-taking/kidnappings (32 percent), and ambushes (7 percent).

Fifty-six percent of terrorist incidents in Nigeria in 2022 targeted the general population. Other prominently targeted groups included other perpetrators (9 percent), law enforcement (9 percent), and the military (8 percent).

The Nigerian states that experienced the most incidents were Kaduna with 118 incidents (19 percent), Borno with 98 incidents (15 percent), and Niger with 70 incidents (11 percent).

Zamfara Militias

Zamfara militias are groups of insurgents who traditionally operate in the northwest region of Nigeria. Their activities predate Nigeria's colonial period, and they are now well entrenched in northern Nigeria. The contemporary Zamfara militias began around 2011 in Zamfara state. They have spread across parts of northwestern and northcentral Nigeria, including Kaduna, Katsina, Kano, Kebbi, Niger state, Sokoto, and the Federal Capital Territory. Authorities and analysts suggest that Zamfara militias may number as many as 100 loosely connected groups ranging in size from 10 fighters to more than 1,000, cumulating to more than 30,000 fighters, most of whom are based in Zamfara state.



Burkina Faso

In 2022 there were 324 incidents in Burkina Faso, with 1,388 fatalities (6 percent of the global total of fatalities). This constitutes a 38 percent increase in incidents, as well as a 76 percent increase in fatalities, from 2021.

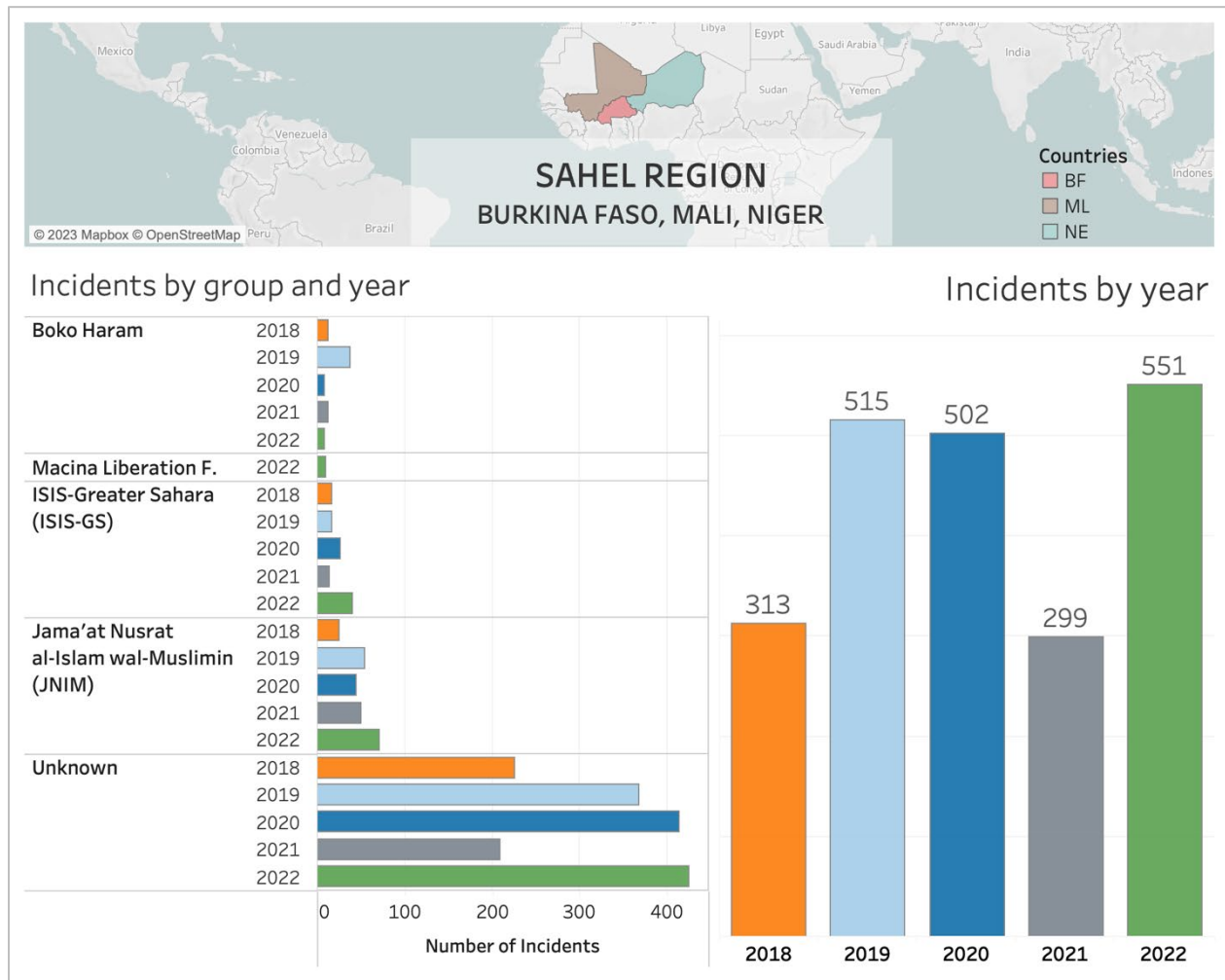
Burkina Faso was one of the most difficult countries to find reliable media to corroborate information, this is partially due to the military junta’s restrictions on local and international media, as well as the lack of media coverage in terrorist-held areas control. Open-source media often fails to ascribe blame to specific groups for attacks, will often say stating that “jihadist” bandits had attacked on a given day and target. Consequently, we are recording over ninety percent of the incidents by unnamed perpetrators, but 98.5 percent of all Burkina incidents in 2022 were classified as “Religious - jihadist.” Jama'at Nusrat al-Islam wal-Muslimin (JNIM) was the main named perpetrator of incidents in 2022, responsible for 23 incidents (7 percent of all incidents). We suspect many of the unknown incidents were committed by JNIM as well, though ISIS-GS is increasingly active in the country.

2022 Annex of Statistical Information

Common tactic types in Burkina Faso included shootings (59 percent), property damage (29 percent), extortion practices (ransom, extortion, robbery) (25 percent).

In 2022, 32 percent of terrorist incidents primarily targeted the Burkina Faso Armed Forces or affiliated groups, with a further 7 percent targeting international military. Another prominent targeted group was the general population (32 percent).

In Burkina Faso the provinces that experienced the most incidents were Bam with 28 incidents (9 percent), Namentenga with 23 incidents (7 percent), and Oudalan and Sanmatenga with 20 incidents each (6 percent each).



The Sahel Region

In the Sahel, terrorist groups — including affiliates and adherents of al-Qa’ida, ISIS-Core, and nonaligned groups — continued their operations in north and central Mali and the tri-border region of Burkina Faso, Mali, and Niger. Unfortunately, terrorist violence is now occurring in the northern regions of Benin, Togo, and the Ivory Coast.

2022 Annex of Statistical Information

In 2022 there were 551 incidents in the Sahel, with 3384 fatalities (15 percent of the global total). This constituted a 54 percent increase in incidents from 2021 and a 30 percent increase in fatalities.

This is also one of the most difficult regions to gather open-source media reporting, regardless of language. In Burkina Faso, for 86 percent of the incidents the media did not identify the perpetrator. In Mali it was 57 percent and Niger 63 percent. These are the highest percentages anywhere.

Burkina Faso

The country has its own country dashboard (see page 39).

Mali

In 2022 there were 186 incidents with 1653 fatalities. This constituted a 53 percent increase in terrorist activity from 2021 and a huge 250 percent increase in fatalities from 2021.

JNIM was the main perpetrator of incidents, responsible for 47 incidents (25 percent). ISIS-GS was responsible for 31 incidents (17 percent). Fifty seven percent of all incidents we were unable to conclusively identify the perpetrators.

Common tactic types in Mali included shootings (51 percent), landmines or IEDs (23 percent), and kidnapping (11 percent).

Sixty percent of terrorist incidents targeted the general population. Other prominent targeted victims included the military (23 percent) and other perpetrators (13 percent). JNIM has claimed responsibility for attacks on the Wagner Group in Mali. JNIM fighting with ISIS-GS in 2022 might also account for some of the above incidents.

In Mali the provinces that experienced the most terrorism was Gao (37 percent), Mopti (29 percent), and Tombouctou (10 percent).

Republic of Niger

In 2022 there were 41 incidents in Niger, with 339 fatalities. This constituted a 65 percent decrease in terrorist activity from 2021 and a 38 percent decrease in fatalities from 2020.

Boko Haram was responsible for 9 incidents (22 percent), ISIS-GS was responsible for 3 incidents (7 percent). In 26 incidents (63 percent) the perpetrator was unidentified.

Common tactic types in Niger included shootings (33 percent), exploitation (10 percent), and landmines or IEDs (8 percent).

Forty-six percent of terrorist incidents in Niger targeted the general population. Other prominent targeted groups included the military (27 percent) and law enforcement (16 percent).

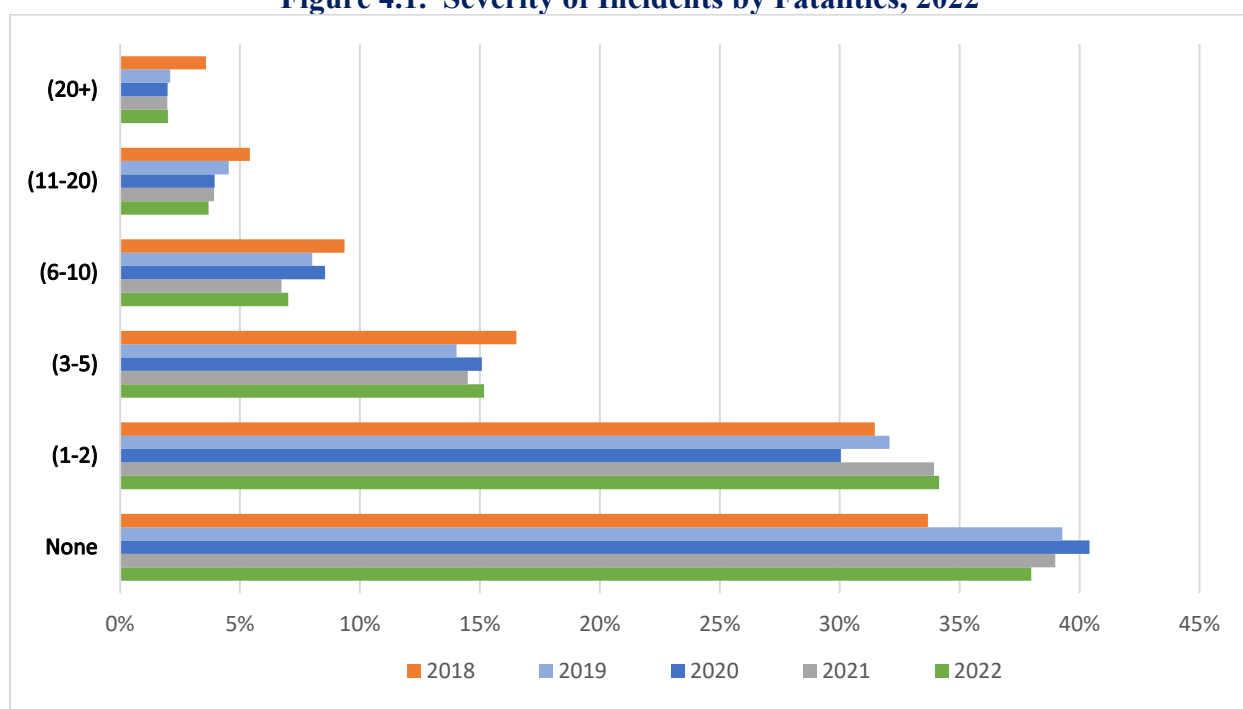
In Niger the provinces that experienced the most terrorism was Niamey (29 percent), Diffa (24 percent), and Tillaberi (24 percent).

4. Global Characteristics of Incidents

As with Perpetrator Dashboards, this is a newer section of the Annex. This section disaggregates the corpus of records on global terrorism events into their component characteristics to present the different aspects of incidents in 2022. Terrorism can be a highly localized phenomenon, and analysis at a global scale does not always provide for an adequate understanding. By examining the distinctive characteristics of global incidents, our goal is to shed light on the nature of global terrorism in 2022.

4.1. Severity of Incidents

Figure 4.1. Severity of Incidents by Fatalities, 2022



The principal unit of measurement for this report is the number of terrorism incidents in a particular year. However, not all terrorism incidents make the same impact or cause the same damage. Similarly, not all incidents require the same level of coordination and complexity by the perpetrators to succeed in their attacks. It also is difficult, for example, to measure property damage — whether it occurs on government or commercial property or results in people losing their homes. It is even more difficult to measure the trauma and fear of those areas victimized by terrorism on a continual basis. One simple measure of the severity of an attack is the number of fatalities the incident causes, as seen in Figure 4.1. In 2022 there were 196 incidents with 20 or more fatalities (2 percent of 2022 incidents). In 2021 there were 202 incidents with 20 or more fatalities (2 percent of 2021 incidents).

Figure [4.1](#) also shows that there has been a relatively static share of incidents recorded in which there were no fatalities — such as incidents damaging land, property, or infrastructure. These represented 34 percent of incidents in 2018, more than 40 percent of incidents in 2020, 39 percent for 2021, and 38 percent of incidents in 2022.

4.2. Multi-Incident Events

Some terrorist attacks are more complex than others with a basic attack involving a single incident and a more complex attack involving multiple related incidents that take place in separate locations or times. When an attack involves multiple incidents discontinuous from one another across space and time, but which were clearly part of the same event, the unique but related incidents are linked in the data. These multiple-incident events cover several different scenarios. For example, the kidnapping and execution of a hostage that happens in different times and locations by a terrorist group would be classified as two related incidents. For example:

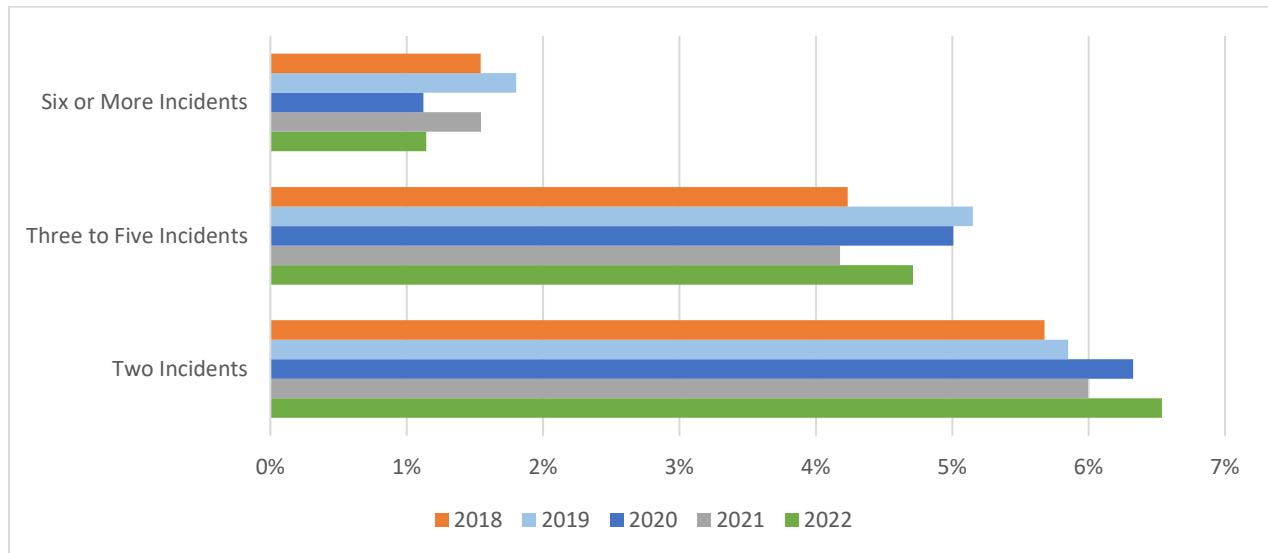
- Between April 25 and April 26, 2022, four related incidents targeting infrastructure in Transnistria, Moldova were recorded, with no casualties. Unknown perpetrators targeted Security headquarters in Tiraspol with RPGs on April 25, and on April 26 they targeted a military facility near Grigoriopol with explosives, disabled Broadcasting antennas with explosives in Maiac, and bombed a non-functioning airfield in Tiraspol with drones.

Most other multi-incident events are coordinated attacks on the same day or on multiple days in one or multiple locations, most often within the same region.

Another example:

- On January 23, 2022, seven related incidents took place in which Zamfara militia attacked Magazawa, Kajera, Unguwar Dan Halima, Unguwar Rogo, Unguwar Ango, Kurar Mota and Kauyen Kane communities, in Zamfara State, Nigeria, killing and displacing villagers. The total number of casualties is reported as nine persons killed. These figures are reported as follows: Magazawa seven killed, Kauyen Kane two killed.
- On February 24, 2022, two related incidents took place involving CPI-Maoists kidnapping and later killing a Chhattisgarh Armed Force (CAF) trooper in Bijapur District.

Figure 4.2. Percentage of Multi-Incident Events, 2022



The overwhelming majority of terrorist attacks in 2022 were single incidents — 6,432. Interestingly, the percentage of single incident events has hovered around 88 percent during the past five years. In contrast, multi-incident events comprise roughly 12 percent of all incidents consistently during the same time span. Figure 4.2 details the share of multi-incident events from 2018 to 2022, split out by complexity (i.e., high complexity=6 or more incidents; medium complexity=3 to 5 incidents; and low complexity=2 incidents).

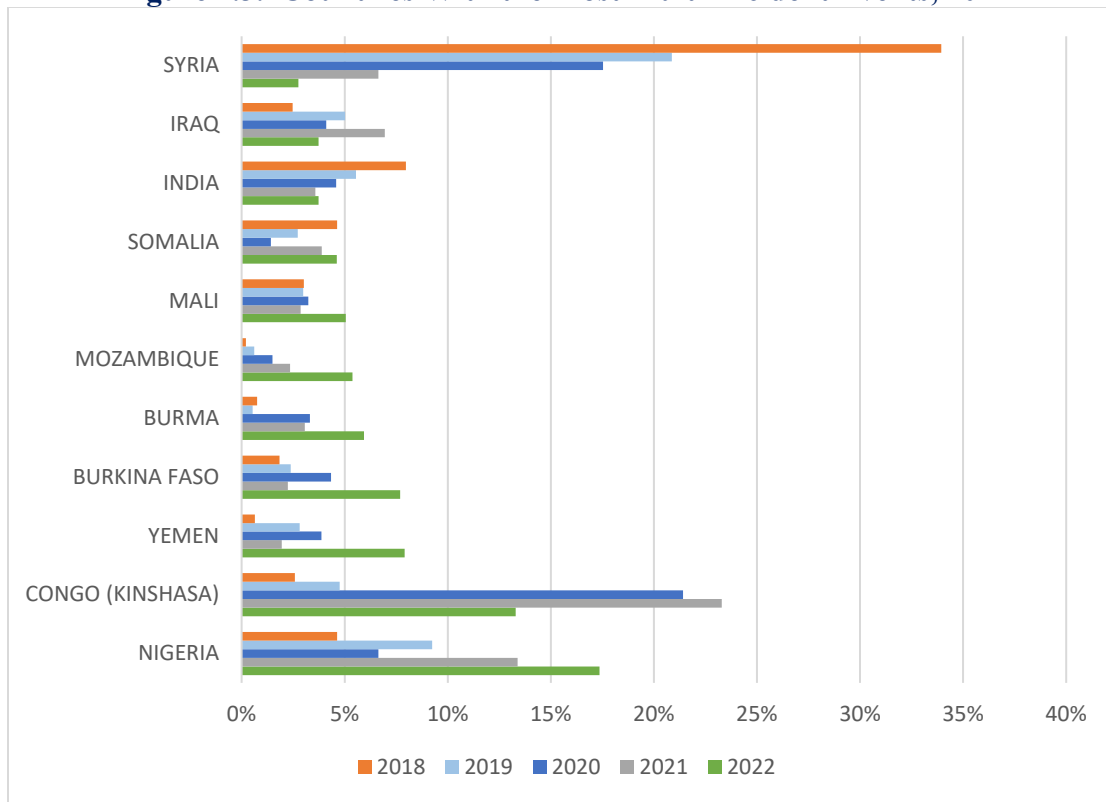
Overall, the share of complex terrorist attacks increased from 11.7 (979 of 8,357) in 2021 to 12.4 (910 of 7,342 incidents) in 2022. More specifically, the share of incidents that were involved in highly complex events (6 or more related incidents) declined slightly (from 1.5 percent of incidents in 2020 to 1.1 percent of incidents in 2022), while the share of incidents that were involved in events of moderate complexity (3 to 5 related incidents) increased slightly (from 4.3 percent of incidents in 2021 to 4.7 percent of incidents in 2022). Similarly, the share of incidents that were involved in events of low complexity (2 related incidents) also increased slightly (from 6.0 percent of incidents in 2021 to 6.5 percent of incidents in 2022).

Importantly, more complex events result in more fatalities. For example, in 2022, the average basic single incident caused 2.82 fatalities, compared with multi-incident events, which caused 4.15 fatalities on average. This finding is a statistically significant difference ($p < .01$), indicating that multi-incident events tend to be more lethal than basic single incidents.

In 2022, 86.7 percent of related incidents occurred on the same calendar day. While 6.8 percent of related incidents took place over two calendar days, only 2.6 percent of incidents took place over three days. Of all related incidents in 2022, 3.9 percent took place over four or more calendar days.

As with terrorist incidents in general, the related incidents were heavily concentrated in a small number of countries. Figure 4.3 shows the distribution of multi-incident events among the countries where they were most common. These countries account for 77 percent of all multi-incident events reported in 2022. Nigeria accounted for 17 percent of the multi-incident events in 2022, the highest share of any country. This represented an increase from 13 percent in 2021, and 7 percent in 2020. The Democratic Republic of the Congo (the DRC) accounted for 13 percent of multi-incident events in 2022. However, unlike Nigeria, the DRC had a notable decline in multi-incident events over the past few years, down from 23 percent in 2021, and 21 percent in 2020.

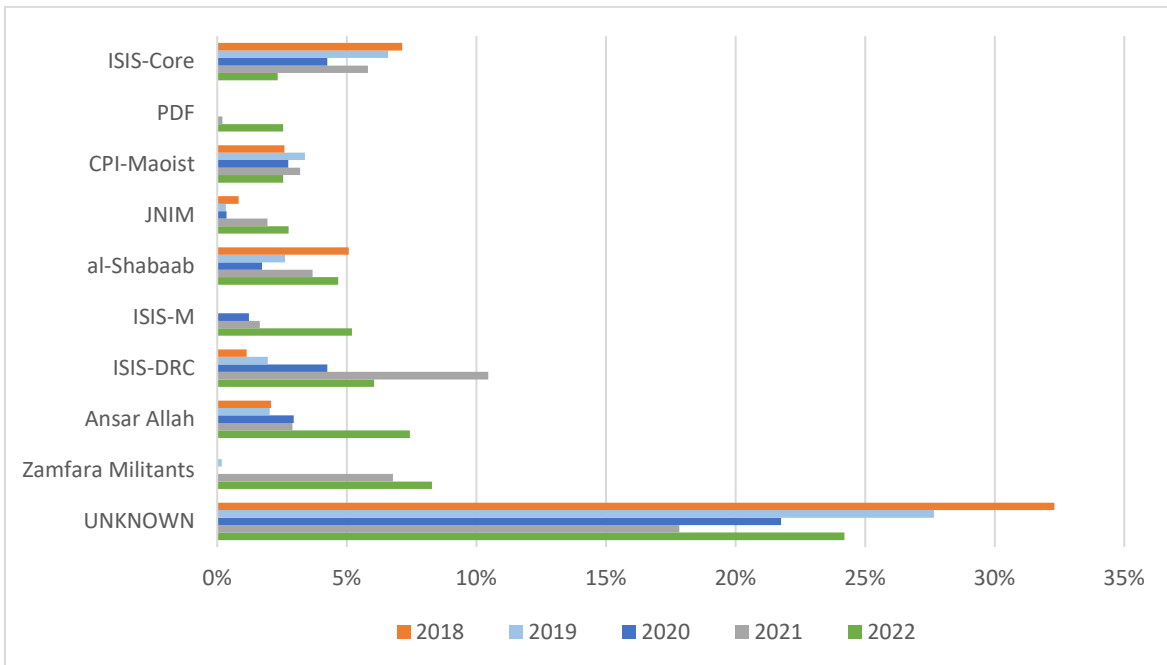
Figure 4.3. Countries With the Most Multi-Incident Events, 2022



The dramatic increase of related incidents over the last four years for the Democratic Republic of the Congo — from 24 incidents in 2018 to 121 incidents in 2022 — is reflected in Figure 4.4. The main perpetrators CODECO and ISIS-DRC have also increased their share of the related incidents there. Nigeria, the other country to see a dramatic increase in related incidents — from 43 in 2018 to 158 incidents in 2022 — is now the location with the most related incidents in the most recent year of data. The main perpetrators in Nigeria are Zamfara militants, with ISIS-West Africa, Fulani militias, and Boko Haram also very active.

Figure 4.4 represents the top known perpetrators of the multi-incident events. Twenty-four percent of incidents involved in multi-incident events in 2022 were orchestrated by an unknown perpetrator; representing an increase from 18 percent in 2021.

Figure 4.4. Top 10 Perpetrators of Related Incidents, 2022



4.3. Weapons Used in Terrorist Incidents

Figure 4.5. Weapon Types by Terrorist Incidents Worldwide, 2022

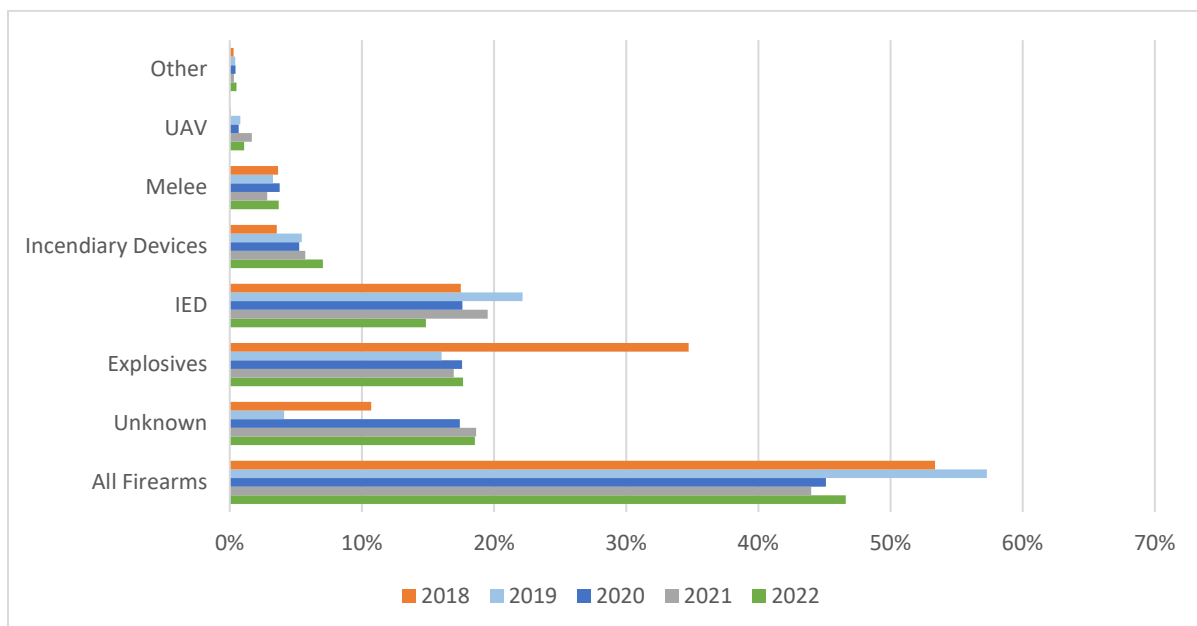


Figure 4.5 shows that, during 2022, all types of firearms combined were used in 47 percent of the terrorist incidents, followed by unknown and unclear weapons in 19 percent of terrorist incidents. Compared with the previous year, we see a small increase in the usage of firearms by 2 percent but a 5 percent decrease in the use of IEDs. We also note in general that unclear or unknown weapons are the second largest category reported in incidents, which may reflect diminished open-source media reporting since the global pandemic.

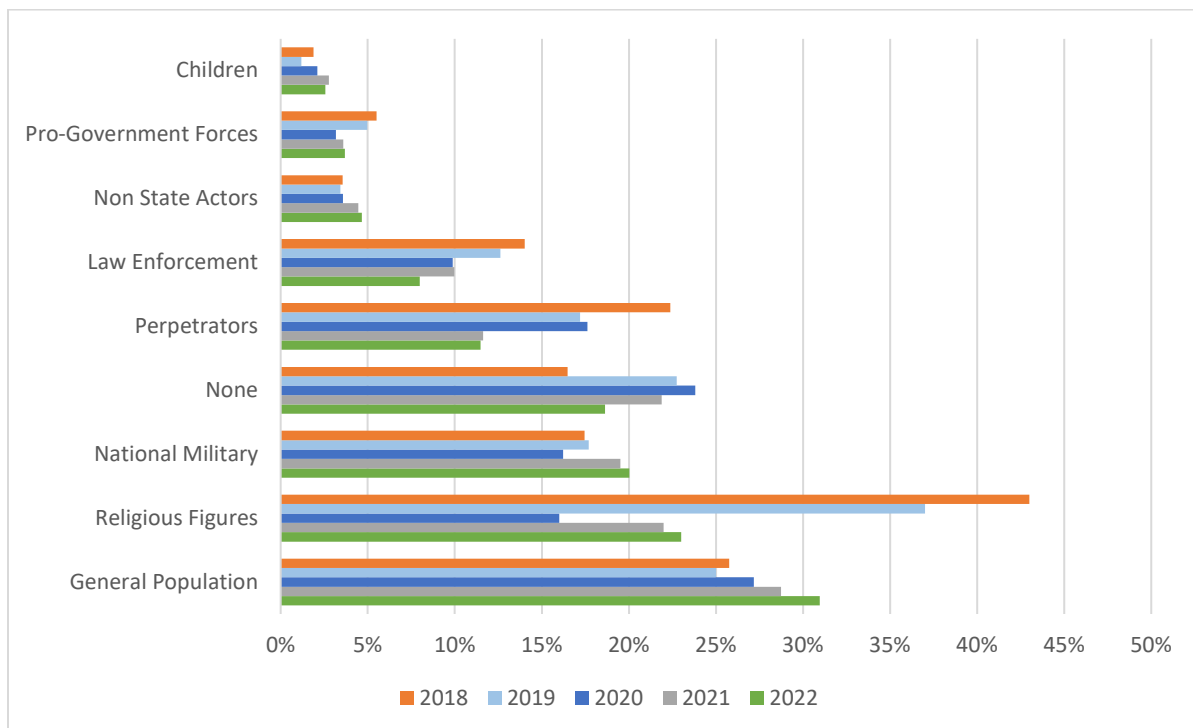
4.4. Hostage-Taking and Kidnapping

There were 4,508 persons kidnapped or taken hostage in terrorist incidents in 2022, down from 5,612 in 2021. This was a 19.7 percent decrease from the previous year. The perpetrators responsible for the most terrorism-related kidnappings were Zamfara Militants (1,257 hostages), ISIS-DRC (463 hostages), and CODECO-URDPC (212 hostages). Unknown perpetrators accounted for 1,087 hostages in 2022.

4.5. Victims of Terrorism

Incidents are often complex, and a single incident may affect diverse types of victims directly and indirectly. While most reporting will give a rough estimate on the loss of life, it is extremely hard to quantify the loss of individual property and human trauma from these incidents. Consistent with our methodology, we included the military as a victim when it was a target and when the attack was initiated by the terrorist. Some terrorist groups — for example ISIS-West Africa, Boko Haram, and al-Shabaab — attacked military targets as a sign of strength or a reflection of their conflict with national governments and efforts to exert territorial control.

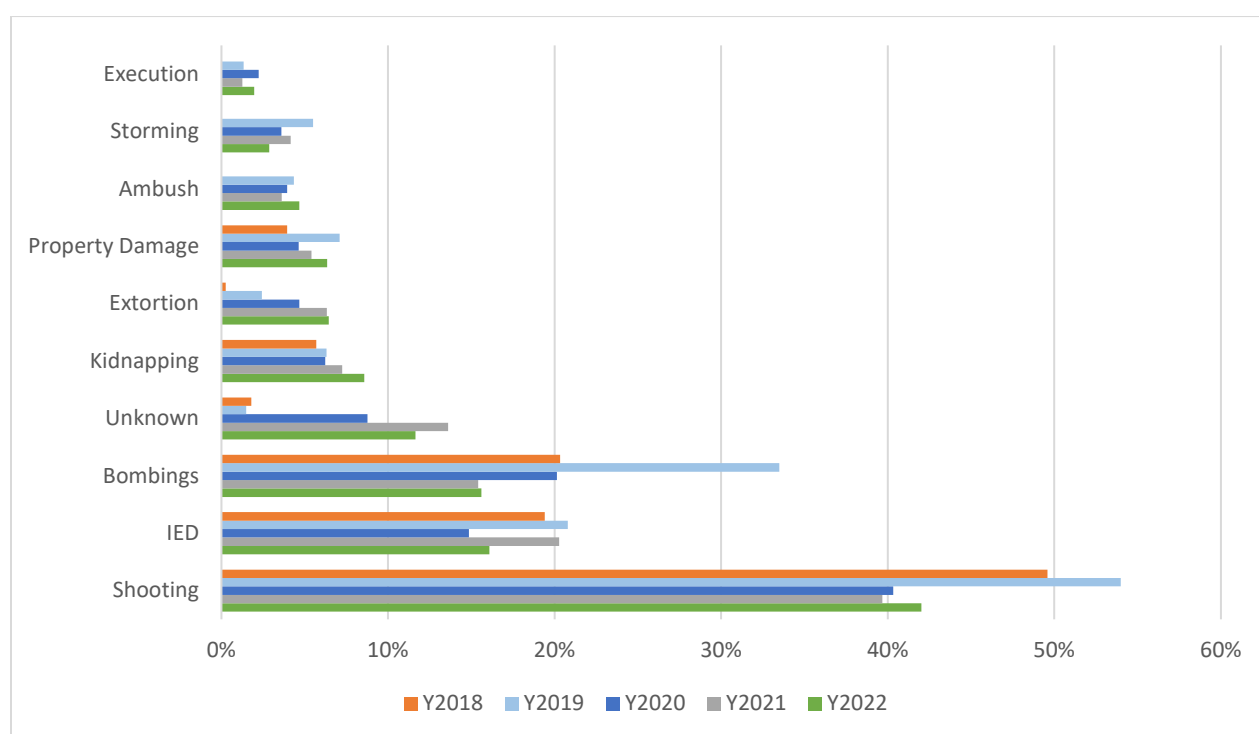
Figure 4.6. Victims of Terrorism Incidents Worldwide, 2022



As shown in Figure 4.6, the general population were victims in 31 percent of incidents. As noted in the Methodology section, open-source media reports can often be imprecise when trying to identify the victim of an incident, especially in certain regions. Individuals associated with governments (such as civil servants, local government, high-level officials, judiciary, or law enforcement and legislators) were collectively found to be victims in 10.3 percent of incidents globally in 2022.

4.6. Tactics of Perpetrators

Figure 4.7. Top 10 Tactics of Perpetrators, 2022



The GTTAC database recorded 30 different tactics. Figure 4.7 shows the top 10 tactics used in 2022.

Fifty-six percent of incidents were armed attacks, with 42 percent being shootings. Thirty-three percent of incidents were carried out with bombs and explosives; among these, 16 percent (of all attacks) were IEDs, or landmines planted in a static location, 16 percent were bombings used in an assault, and 1.3 percent were suicide bombings. Nine percent of all incidents were kidnappings, 6 percent were extortions, 6 percent were property damage only, and 5 percent were ambushes.

5. Glossary of Terms

5.1. Tactic Types

Suicide Attack	A suicide attack is when a perpetrator deliberately intends to die during their attack. These cases usually — but not always — involve use of a bomb or other explosive device.
Hostage-taking	In a hostage-taking, unlike a kidnapping, the victims are held at the site where they are captured until the hostage-takers' conditions are met. The victims of a hostage-taking often are random individuals who are captured at the site of the attack.
Kidnapping	The main distinctions between a kidnapping and a hostage-taking are the location and the targeting of the victims. Kidnapping is usually more targeted, with the perpetrators selecting specific victims in advance, taking control of them, and moving them to a different site. In a hostage-taking the victims may be random individuals who find themselves at the attack site.
Bombing	A bombing or munition is used to cause destruction to an intended location or target. This category includes attacks with commercial explosives such as TNT but also reflects car bombs, mail bombs, and pipe bombs, as well as other types of IEDs and suicide bombs.
Mines/IEDs	Mines and IEDs refer to antipersonnel mines and antivehicle mines or IEDs strategically placed to deny access to an area, a route, or a structure.

5.2. Victim Types

General Population or Unknown	This category is used in cases where there is insufficient information about the victims or when they appear to have been victimized for no apparent reason other than they were at the site of the incident.
Identified by Gender	This category is used in cases such as attacks on women's schools, or other cases when either men or women formed a large majority of the targeted victims.
Identified by Race or Ethnicity	This category is used in cases where a specific racial or ethnic group formed a large majority of the victims and may have been targeted for their group identity.
Perpetrators	This category records any deaths and injuries among the perpetrators of the attack.
Pro-Government Forces	This category is used for pro-government forces that are present in a country, whether they are funded or otherwise supported by the government, if they are not the official forces of a national government.
Other Violent Nonstate Actors	This category accounts for members of other groups, members of factions, individuals in the perpetrator's group who are considered disloyal, or members of the perpetrator's group who were accidental victims.