



Bunker Leg Table  
& Sierra Chairs

Kitchen | Dining

# CHAIRS & TABLES



Winston



Raleigh



Houston



Richland



Jasmine



Seymour

# Index

## CHAIRS

<b>Chairs Quick View</b> .....	4-6
#301... <b>Alta</b> .....	91
#2340.. <b>Amhurst</b> .....	45
#5250.. <b>Anson</b> .....	64
#5257.. <b>Anson Pub</b> .....	65
#4000.. <b>Arnica</b> .....	13
#4260.. <b>Ashville</b> <b>NEW!</b> .....	32
#1140... <b>Aurora</b> .....	20
#2802.. <b>Avon (Discontinued)</b> .....	90
#2620.. <b>Barlette</b> .....	81
#2920.. <b>Bayfield</b> .....	39
#401... <b>Beaumont</b> .....	104
#332... <b>Belfrey</b> .....	92
#907... <b>Belmont Plain Leg</b> .....	100
#205... <b>Bent Cattail</b> .....	97
#1520... <b>Bow Sheaf</b> .....	94
#4220.. <b>Branson</b> .....	56
#1860.. <b>Brookfield</b> .....	34
#1200... <b>Buckeye</b> .....	43
#360... <b>Bungalow</b> .....	58
#2940.. <b>Carla</b> .....	38
#3520.. <b>Cheyenne</b> .....	19
#2440.. <b>Cody</b> .....	44
#4300.. <b>Coleman</b> .....	87
#3101... <b>Conestoga</b> .....	42
#530... <b>Crawford</b> .....	93
#1740... <b>Denver</b> .....	95
#4080.. <b>Fern</b> .....	62
#2020.. <b>Fiona</b> .....	51
<b>Folding Chairs</b> .....	104
#2140... <b>Galveston</b> .....	16
#2400.. <b>Galveston G2</b> .....	17
#2120... <b>Galveston Shaker</b> .....	18
#4132... <b>Havana</b> .....	86
#6100.. <b>Houston</b> <b>NEW!</b> .....	47
#1600.. <b>Hudson</b> .....	52
#22... <b>Jane Bar Stool</b> .....	92
#4020.. <b>Jasmine</b> .....	26
#820... <b>Jumbo Paddleback</b> .....	99
#24... <b>Kelso</b> .....	83

#2380.. <b>Kingston</b> .....	15
#1830.. <b>Kinkaid</b> .....	48
#4140... <b>Krilow</b> .....	36
#2730.. <b>Kula</b> .....	59
#1700... <b>Larson Mission</b> .....	46
#170... <b>Lexington</b> .....	77
#340... <b>Lincoln</b> .....	73
#3120... <b>Logan</b> .....	54
#1320... <b>Mallory</b> .....	31
#4120... <b>Medford</b> .....	22
#1400.. <b>Mega</b> .....	24
#4240.. <b>Messner</b> .....	40
#1230... <b>Metro</b> .....	23
#1270... <b>Metro Ladder</b> .....	28
#1254... <b>Metro Slat</b> .....	29
#2432.. <b>Miranda</b> .....	69
#46C... <b>Mission 6-Slat</b> .....	72
#2360.. <b>Moline</b> .....	70
#1912... <b>Monarch</b> .....	41
#221... <b>Montreal</b> .....	78
#2500.. <b>Omaha</b> .....	25
#4252.. <b>Oneida</b> <b>NEW!</b> .....	88
#1300.. <b>Ottawa</b> .....	30
#5260.. <b>Parma</b> .....	61
#4160.. <b>Potomac</b> .....	75
#4340.. <b>R-2</b> <b>NEW!</b> .....	33
#1930.. <b>Raleigh</b> .....	12
#3001.. <b>Reagan</b> .....	37
#2320.. <b>Richland</b> .....	11
#5210... <b>Rochester</b> <b>NEW!</b> .....	67
#3220.. <b>Rockfort</b> .....	21
#4180.. <b>Roland</b> .....	50
#4272.. <b>Rosella</b> <b>NEW!</b> .....	89
#1620.. <b>Royal</b> .....	96
#4060.. <b>Samba</b> .....	27
#740... <b>Savannah</b> .....	71
#4112.. <b>Seymour</b> .....	66
#4100.. <b>Shelby</b> .....	63
#5810.. <b>Shreveport</b> .....	55
#1102... <b>Sierra</b> .....	14

#1114... <b>Sierra Pub</b> .....	82
#320... <b>Single X</b> .....	79
#4200.. <b>Solo</b> .....	35
#1720... <b>Springfield</b> .....	100
#2850.. <b>Stacy</b> .....	85
#370... <b>Stanton</b> .....	80
#2831.. <b>Stella</b> .....	84
#192... <b>Stockholm</b> .....	76
#940... <b>Stowan</b> .....	74
#5230.. <b>Tennessee</b> <b>NEW!</b> .....	68
#82... <b>Urban Stool</b> .....	92
#3140... <b>Wakefield</b> .....	53
#2540.. <b>Weldon</b> .....	57
#420... <b>Wheatland</b> .....	98
#4040.. <b>Winston</b> .....	60
#4330.. <b>Woodville</b> .....	49

## RECLAIMED BARNWOOD

#2620.. <b>Barlette</b> .....	81
-------------------------------	----

## BENCHES

#B-48.. <b>Live Edge Bench</b> .....	101
#4214... <b>Shaker Bench</b> .....	101

## CHILDREN'S FURNITURE

<b>Bow Sheaf</b> .....	103
<b>Mission</b> .....	102
<b>Sunrise</b> .....	102
<b>Table &amp; Chair</b> .....	103
<b>Wrap Around Youth Chair</b> .....	103

## OPTIONS

Bar Stool Bases .....	6
Chairs .....	7
Table .....	8
Distress .....	9
<b>Authentic Series</b> .....	10

<b>QUICK-SHIP</b> .....	105-106
-------------------------	---------

# WENGERD

## WOOD PRODUCTS

Quality Kitchen & Dining Room Chairs

**THANK YOU** for choosing Wengerd Wood Products furniture! We believe you will be quite pleased with the exceptional quality and construction we offer. We use premium North American hardwoods to build our furniture.

All hardwood begins as a tree in the forest. It is carefully harvested in its prime for quality assurance. The tree is trimmed and the lumber goes through a drying process to prevent warping and cracking when used to build a fine table top or steam bent for a comfortable chair back.

We take this quality hardwood lumber and handcraft it into a fine piece of furniture that is sure to become a family heirloom and last for generations.

You will find natural markings on our tables and chairs such as small knots where tree branches once grew. These do not affect the strength of the wood but rather confirm that your furniture is built from genuine solid hardwood.

Variations in color may also be found in your furniture. This is another natural occurrence. Lighter areas indicate the area was closer to the bark of the tree while darker areas indicate wood found closer to the center of the tree. This is a unique feature found only in hardwood furniture.

Our chairs are built with mortise and tenon joinery and then glued together for a strong, durable piece of furniture. After assembly they are hand sanded before being sent to our finishing facility.



Our dining furniture is hand-sanded once again before stain is applied to ensure a smooth finish. After stain color of your choice is applied it is hand rubbed to create a uniform color. A catalyzed sealer is then sprayed over the stain to prevent warping and cracking. It is hand-sanded once more before a catalyzed conversion varnish is applied. This process ensures a protected ultra smooth piece of furniture.



### WATER RESISTANT FINISH

Our finish is spill resistant, but it's always wise to wipe up any spill immediately. Standing liquid can cause damage to the furniture over time.



### NAIL POLISH REMOVER

Avoid using nail polish remover on or near our furniture. Although we use high-quality heat and moisture resistant finishes on our furniture, nail polish remover will cause severe damage.



### CLEANING RECOMMENDATIONS

The only thing you really need to clean our furniture is a damp cloth. Dry dusting or wiping can cause harm to the furniture's finish by scraping small dirt particles onto the surface. If you wish to use a polish, avoid products with silicone, wax solvents or abrasives. Your dealer can recommend a suitable product.



### SUNLIGHT EXPOSURE

Try to place your new furniture in an area of your home where the sun will not shine directly on it. Continual exposure to sunlight (and fluorescent lights) can cause changes to the wood and/or finish.



### HEAT EXPOSURE

Avoid placing your furniture in an area where a heat source is directed toward the furniture. Try to find a place where there is good air circulation to avoid damage to your new investment.



### HUMIDITY CONTROL

If the humidity in your home is too low, it may cause your furniture to dry out or crack. High levels of humidity may result in your furniture warping. The best environment for your Wengerd Wood Products furniture is to keep the relative humidity level in your home around 40-45%.

# Chairs Quick-View



**Alta**  
See page 91



**Amhurst**  
See page 45



**Anson**  
See page 64



**Anson Pub**  
See page 65



**Arnica**  
See page 13



**Ashville**  
See page 32



**Aurora**  
See page 20



**Avon**  
See page 90



**Barlette**  
See page 81



**Bayfield**  
See page 39



**Beaumont**  
See page 104



**Belfrey**  
See page 92



**Belmont Plain Leg**  
See page 100



**Bent Cattail**  
See page 97



**Bow Sheaf**  
See page 94



**Branson**  
See page 56



**Brookfield**  
See page 34



**Buckeye**  
See page 43



**Bungalow**  
See page 58



**Carla**  
See page 38



**Cheyenne**  
See page 19



**Cody**  
See page 44



**Coleman**  
See page 87



**Conestoga**  
See page 42



**Crawford**  
See page 93



**Denver**  
See page 95



**Fern**  
See page 62



**Fiona**  
See page 51



**Folding Chairs**  
See page 104



**Galveston**  
See page 16



**Galveston G2**  
See page 17



**Galveston Shaker**  
See page 18



**Havana**  
See page 86



**Houston**  
See page 47



**Hudson**  
See page 52

# Chairs Quick-View



**Jane Bar Stool**  
See page 92



**Jasmine**  
See page 26



**Jumbo Paddleback**  
See page 99



**Kelso**  
See page 83



**Kingston**  
See page 15



**Kinkaid**  
See page 48



**Krilow**  
See page 36



**Kula**  
See page 59



**Larson Mission**  
See page 46



**Lexington**  
See page 77



**Lincoln**  
See page 73



**Logan**  
See page 54



**Mallory**  
See page 31



**Medford**  
See page 22



**Mega**  
See page 24



**Messner**  
See page 40



**Metro**  
See page 23



**Metro Ladder**  
See page 28



**Metro Slat**  
See page 29



**Miranda**  
See page 69



**46C Mission 6-Slat**  
See page 72



**Moline**  
See page 70



**Monarch**  
See page 41



**Montreal**  
See page 78



**Omaha**  
See page 25



**Oneida**  
See page 88



**Ottawa**  
See page 30



**Parma**  
See page 61



**Potomac**  
See page 75



**R-2**  
See page 33



**Raleigh**  
See page 12



**Reagan**  
See page 37



**Richland**  
See page 11



**Rochester**  
See page 67



**Rockfort**  
See page 21

# Chairs Quick-View



**Roland**  
See page 50

**NEW!**



**Rosella**  
See page 89



**Royal**  
See page 96



**Samba**  
See page 27



**Savannah**  
See page 71



**Seymour**  
See page 66



**Shelby**  
See page 63



**Shreveport**  
See page 55



**Sierra**  
See page 14



**Sierra Pub**  
See page 82



**Single X**  
See page 79



**Solo**  
See page 35



**Springfield**  
See page 100



**Stacy**  
See page 85



**Stanton**  
See page 80



**Stella**  
See page 84



**Stockholm**  
See page 76



**NEW!**

**Stowan**  
See page 74



**Tennessee**  
See page 68



**Urban Stool**  
See page 92



**Wakefield**  
See page 53



**Weldon**  
See page 57



**Wheatland**  
See page 98



**Winston**  
See page 60



**Woodville**  
See page 49

## Benches Quick-View



**Live Edge Bench**  
See page 101



**Shaker Leg Bench**  
See page 101

## Bar Stool Base Options



**Mission Leg**




**Plain Leg**



**Turned Leg**

# Chair Options

## Chair Leg Options



## Back Options



## Fabric & Leather Seats

Available on all chairs



## Profile Seats

Available on all chairs



## Wood Species



## Ebony Insets

Can be added to the back of all chairs



# Table Options

When ordering a table specify size, top style and edge style.



**Gear Slides**



**Wood Slides**



**Self-Store Leaves**



**Leg Levelers**

## Edge Styles



**Beveled**



**Champhered**



**Round Over**



**Small Round Over**



**Swept**



**Easton**



**Eased**



**Waterfall**



**OG**

## Table Top Styles



**Bow End**



**Richfield**



**3" Radius**  
(4" & 6" also available)



**Semi-Oval**



**Rectangular**



**Boat**



**3" Clipped Corner**  
(4" & 6" also available)



**Oval**



**Square**



**Round**



**3" Clipped Corner**  
(4" & 6" also available)



**Octagon**



**Bowed 4 Sides**



# Distress Options

## Physical Distressing

**Light**  
light denting



**Medium**  
denting & worm holes



**Heavy**  
denting, worm holes & gouging



**Plank hand planed**



**Hand Hewn Edge**



**Hand Worn Edge**



*Anytime a piece of furniture is distressed it will have variations that will give it a unique appearance.  
No two pieces will ever be exactly alike.*



**Sawmark**



**Band Mark**

# Authentic Series

## Stain Colors

The Authentic series is simply taking any of our chairs (and/or tables) and adding extreme distressing to create pieces with a rustic, antiquated feel. Available in Rustic Brown Maple wood species in six unique colors shown below.



**WSD-260 Authentic White**



**WSD-323 Native Stone**



**WSD-328 Chapparral**



**WSD-325 Century**



**WSD-320 Charred Black**



**WSD-205 Black**



- The Authentic Series Display Tower is available at no charge with a floor model set for your showroom.
- All furniture in our catalog is available in Authentic Series colors

**AUTHENTIC SERIES**



**2324**  
24" Swivel Bar Stool  
19¼"W x 18"D x 42¼"H



**2326**  
30" Swivel Bar Stool  
19¼"W x 18"D x 48¼"H



**2328**  
24" Stationary Bar Chair  
19¼"W x 18"D x 42¼"H



**2330**  
30" Stationary Bar Chair  
19¼"W x 18"D x 48¼"H



**2323**  
Desk Chair  
22¾"W x 18"D x Adj. H

**2320 Side**  
19½"W x 18"D x 39¾"H

**2321 Arm**  
22¾"W x 18"D x 39¾"H



## Richfield Double Pedestal Table with Richland Chairs



### STANDARD FEATURES

Top Shape: **Richfield**

Top Thickness: **1"**

Edge Style: **Beveled**



# Raleigh



**1930 Side**  
19"W x 17"D x 39½"H

**1931 Arm**  
23½"W x 17"D x 39½"H



**1934**  
**24" Swivel Bar Stool**  
18¾"W x 17"D x 40½"H



**1936**  
**30" Swivel Bar Stool**  
18¾"W x 17"D x 46½"H



**1938**  
**24" Stationary Bar Chair**  
18¾"W x 17"D x 40½"H



**1940**  
**30" Stationary Bar Chair**  
18¾"W x 17"D x 46½"H



**1933**  
**Desk Chair**  
23½"W x 17"D x Adj. H

## Raleigh Double Pedestal Table

with Raleigh Chairs



### STANDARD FEATURES

Top Shape: **Boat**  
Top Thickness: **1"**



Edge Style: **Eased**



**4003**  
**24" Swivel Bar Stool**  
 19½"W x 17¾"D x 43"H

**4009**  
**30" Stationary Bar Chair**  
 19½"W x 17¾"D x 46"H

**4000 Side**  
 19½"W x 17¾"D x 40"H

**400I Arm**  
 23½"W x 17¾"D x 40"H

**4007**  
**24" Stationary Bar Chair**  
 19½"W x 17¾"D x 43"H

**4005**  
**30" Swivel Bar Stool**  
 19½"W x 17¾"D x 46"H

**4002**  
**Desk Chair**  
 23½"W x 17¾"D x Adj. H



## Richfield Double Pedestal Table with Arnica Chairs



### STANDARD FEATURES

Top Shape: **Richfield**

Top Thickness: **1"**



Edge Style: **Beveled**



# Sierra



**1102 Side**  
17½"W x 17"D x 36"H

**1103 Arm**  
22"W x 17"D x 36"H



**1110**  
**24" Swivel Bar Stool**  
17½"W x 17"D x 42"H



**1112**  
**30" Swivel Bar Stool**  
17½"W x 17"D x 48"H



**1114**  
**24" Stationary Bar Chair**  
17½"W x 17"D x 42"H



**1116**  
**30" Stationary Bar Chair**  
17½"W x 17"D x 48"H



**1107**  
**Desk Chair**  
22"W x 17"D x Adj. H

## Bunker Leg Table

with Sierra Chairs



### STANDARD FEATURES

Top Shape: **Boat**  
Top Thickness: **1"**



Edge Style: **Beveled**





**2384**  
**24" Swivel Bar Stool**  
 19½"W x 17¾"D x 45"H

**2388**  
**24" Stationary Bar Chair**  
 19½"W x 17¾"D x 45"H

**2386**  
**30" Swivel Bar Stool**  
 19½"W x 17¾"D x 51"H

**2390**  
**30" Stationary Bar Chair**  
 19½"W x 17¾"D x 51"H

**2383**  
**Desk Chair**  
 19½"W x 17¾"D x Adj. H

**2380 Side**  
 19½"W x 17¾"D x 39"H

**2381 Arm**  
 24½"W x 17¾"D x 39"H



## Montana Table with Kingston Chairs



### STANDARD FEATURES

Top Shape: **Round**  
 Top Thickness: **1"**



Edge Style: **Eased**



# Galveston



**2140 Side**  
19"W x 17"D x 40¼"H

**2142 Arm**  
24"W x 17"D x 40¼"H



**2146**  
24" Swivel Bar Stool  
19"W x 17"D x 41¼"H



**2148**  
30" Swivel Bar Stool  
19"W x 17"D x 47¼"H



**2150**  
24" Stationary Bar Chair  
19"W x 17"D x 41¼"H



**2152**  
30" Stationary Bar Chair  
19"W x 17"D x 47¼"H



**2145**  
Desk Chair  
24"W x 17"D x Adj. H

## Galveston Table with Galveston Chairs



### STANDARD FEATURES

Top Shape: **Bow End**  
Top Thickness: **1"**



Edge Style: **Waterfall**





# Galveston G2



**2404**  
24" Swivel Bar Stool  
19"W x 17¾"D x 41¼"H



**2406**  
30" Swivel Bar Stool  
19"W x 17¾"D x 47¼"H



**2408**  
24" Stationary Bar Chair  
19"W x 17¾"D x 41¼"H



**2410**  
30" Stationary Bar Chair  
19"W x 17¾"D x 47¼"H



**2403**  
Desk Chair  
24"W x 17¾"D x Adj. H

**2400 Side**  
19"W x 17¾"D x 40¾"H

**2401 Arm**  
24"W x 17¾"D x 40¾"H



## Galveston G2 Table with Galveston G2 Chairs



### STANDARD FEATURES

Top Shape: **Bow End**

Top Thickness: **1"**



Edge Style: **Waterfall**



# Galveston Shaker



Optional back design  
G2 Back

**2120 Side**  
19"W x 17"D x 40¾"H

**2121 Arm**  
24"W x 17"D x 40¾"H



**2124**  
**24" Swivel Bar Stool**  
19"W x 17"D x 41¼"H



**2126**  
**30" Swivel Bar Stool**  
19"W x 17"D x 47¼"H



**2128**  
**24" Stationary Bar Chair**  
19"W x 17"D x 41¼"H



**2130**  
**30" Stationary Bar Chair**  
19"W x 17"D x 47¼"H



**2123**  
**Desk Chair**  
24"W x 17"D x Adj. H

## Shaker Leg Table

with Galveston Shaker Chairs



### STANDARD FEATURES

Top Shape: **Rectangular**

Top Thickness: **1"**

Edge Style: **Eased**

# Cheyenne



**3523**  
24" Swivel Bar Stool  
19"W x 17¾"D x 41¼"H



**3525**  
30" Swivel Bar Stool  
19"W x 17¾"D x 47¼"H



**3527**  
24" Stationary Bar Chair  
19"W x 17¾"D x 41¼"H



**3529**  
30" Stationary Bar Chair  
19"W x 17¾"D x 47¼"H



**3522**  
Desk Chair  
24"W x 17¾"D x Adj. H



Features profile seat

**3520 Side**  
19"W x 17¾"D x 40½"H

**3521 Arm**  
24"W x 17¾"D x 40½"H



## STANDARD FEATURES

Top Shape: **Bow End**  
Top Thickness: **1"**



Edge Style: **Waterfall**



## Cheyenne Double Pedestal Table with Cheyenne Chairs



# Aurora



**1140 Side**  
19½"W x 18"D x 42"H

**1141 Arm**  
23½"W x 18"D x 42"H



**1143**  
**24" Swivel Bar Stool**  
19½"W x 18"D x 43"H



**1145**  
**30" Swivel Bar Stool**  
19½"W x 18"D x 43"H



**1147**  
**24" Stationary Bar Chair**  
19½"W x 18"D x 43"H



**1149**  
**30" Stationary Bar Chair**  
19½"W x 18"D x 43"H

**1142**  
**Desk Chair**  
23½"W x 18"D x Adj. H

## Aurora Double Pedestal Table with Aurora Chairs



### STANDARD FEATURES

Top Shape: **Boat**  
Top Thickness: **1"**

Edge Style: **Beveled**



# Rockfort



**3223**  
**24\"/>**



**3225**  
**30\"/>**



**3227**  
**24\"/>**



**3229**  
**30\"/>**

**3220 Side**  
 19¼\"/>

**3221 Arm**  
 23½\"/>



**3222**  
**Desk Chair**  
 23½\"/>



**Frontier Trestle Table**  
 with Rockfort Chairs



## STANDARD FEATURES

Top Shape: **Rectangular**

Top Thickness: **1½"**

Edge Style: **Eased**



Table top detail

# Medford



**4120 Side**  
19½"W x 18¼"D x 40"H

**4121 Arm**  
23¾"W x 18¼"D x 40"H



**4123**

**24" Swivel Bar Stool**  
19½"W x 18¼"D x 43"H

**4125**

**30" Swivel Bar Stool**  
19½"W x 18¼"D x 46"H

**4127**

**24" Stationary Bar Chair**  
19½"W x 18¼"D x 43"H

**4129**

**30" Stationary Bar Chair**  
19½"W x 18¼"D x 46"H

**4122**

**Desk Chair**  
23¾"W x 18¼"D x Adj. H

## Ragal Table

with Medford Chairs



### STANDARD FEATURES

Top Shape: **Bow End**  
Top Thickness: **1"**



Edge Style: **Waterfall**





**1238**  
**24" Swivel Bar Stool**  
 19¼"W x 16¾"D x 39"H



**1242**  
**30" Swivel Bar Stool**  
 19¼"W x 16¾"D x 45"H



**1246**  
**24" Stationary Bar Chair**  
 19¼"W x 16¾"D x 39"H



**1250**  
**30" Stationary Bar Chair**  
 19¼"W x 16¾"D x 45"H



**1236**  
**Desk Chair**  
 23¾"W x 16¾"D x Adj. H

**1230 Side**  
 19¼"W x 16¾"D x 39½"H

**1232 Arm**  
 23¾"W x 16¾"D x 39½"H



### STANDARD FEATURES

Top Shape: **Boat**  
 Top Thickness: **1"**



Edge Style: **Beveled**



### Bunker Leg Table with Metro Chairs



# Mega



**1400 Side**

19¼"W x 18¼"D x 41"H

**1401 Arm**

23¾"W x 18¼"D x 39½"H



**1404**

**24" Swivel Bar Stool**  
19¼"W x 18¼"D x 39"H

**1406**

**30" Swivel Bar Stool**  
19¼"W x 18¼"D x 45"H

**1408**

**24" Stationary Bar Chair**  
19¼"W x 18¼"D x 39"H

**1410**

**30" Stationary Bar Chair**  
19¼"W x 18¼"D x 45"H

**1403**

**Desk Chair**  
23¾"W x 18¼"D x Adj. H

## Curved Shaker Leg Table

with Mega Chairs



**STANDARD FEATURES**

Top Shape: **Bow End**  
Top Thickness: **1"**



Edge Style: **Eased**







**2504**  
24" Swivel Bar Stool  
19¼"W x 18¼"D x 43"H



**2506**  
30" Swivel Bar Stool  
19¼"W x 18¼"D x 49"H



**2508**  
24" Stationary Bar Chair  
19¼"W x 18¼"D x 43"H



**2510**  
30" Stationary Bar Chair  
19¼"W x 18¼"D x 49"H



**2503**  
Desk Chair  
24"W x 18¼"D x Adj. H

**2500 Side**  
19¼"W x 18¼"D x 40½"H

**2501 Arm**  
24"W x 18¼"D x 40½"H



## Sierra Table with Omaha Chairs



### STANDARD FEATURES

Top Shape: **Boat**

Top Thickness: **1"**



Edge Style: **Waterfall**



# Jasmine



**4020 Side**  
19½"W x 17¾"D x 40¼"H

**4021 Arm**  
24¼"W x 17¾"D x 40¼"H



**4023**  
24" Swivel Bar Stool  
19½"W x 17¾"D x 43"H

**4025**  
30" Swivel Bar Stool  
19½"W x 17¾"D x 46"H

**4027**  
24" Stationary Bar Chair  
19½"W x 17¾"D x 43"H

**4028**  
30" Stationary Bar Chair  
19½"W x 17¾"D x 46"H

**4022**  
Desk Chair  
24¼"W x 17¾"D x Adj. H

## Liberty Leg Table with Jasmine Chairs



### STANDARD FEATURES

Top Shape: **Rectangular**

Top Thickness: **1"**

Edge Style: **Beveled**

**4063**  
**24" Swivel Bar Stool**  
 19½"W x 17¾"D x 43"H

**4065**  
**30" Swivel Bar Stool**  
 19½"W x 17¾"D x 46"H

**4067**  
**24" Stationary Bar Chair**  
 19½"W x 17¾"D x 43"H

**4069**  
**30" Stationary Bar Chair**  
 19½"W x 17¾"D x 46"H

**4062**  
**Desk Chair**  
 24¼"W x 17¾"D x Adj. H

**4060 Side**  
 19½"W x 17¾"D x 40"H

**4061 Arm**  
 23½"W x 17¾"D x 40"H



### STANDARD FEATURES

Top Shape: **Rectangular**

Top Thickness: **1¼"**

Edge Style: **Eased**

Standard with End Leaves

### Oliver Double Pedestal Table with Samba Chairs



# Metro Ladder



**1270 Side**  
19¼"W x 16¾"D x 39½"H

**1271 Arm**  
23¾"W x 16¾"D x 39½"H



**1274**  
**24" Swivel Bar Stool**  
23¾"W x 16¾"D x 39"H

**1276**  
**30" Swivel Bar Stool**  
19¼"W x 16¾"D x 45"H



**1278**  
**24" Stationary Bar Chair**  
19¼"W x 16¾"D x 39"H

**1280**  
**30" Stationary Bar Chair**  
19¼"W x 16¾"D x 45"H

**1273**  
**Desk Chair**  
23¾"W x 16¾"D x Adj. H

## Millsdale Double Pedestal Table with Metro Ladder Chairs



### STANDARD FEATURES

Top Shape: **3" Radius**  
Top Thickness: **1"**



Edge Style: **Round Over**



# Metro Slat



**1258**  
**24" Swivel Bar Stool**  
 23¾"W x 16¾"D x 39"H

**1260**  
**30" Swivel Bar Stool**  
 19¼"W x 16¾"D x 45"H



**1262**  
**24" Stationary Bar Chair**  
 19¼"W x 16¾"D x 39"H

**1264**  
**30" Stationary Bar Chair**  
 19¼"W x 16¾"D x 45"H

**1257**  
**Desk Chair**  
 23¾"W x 16¾"D x Adj. H



**1254 Side**  
 19¼"W x 16¾"D x 39½"H

**1255 Arm**  
 23¾"W x 16¾"D x 39½"H



## Shaker Leg Table with Metro Slat Chairs



### STANDARD FEATURES

Top Shape: **Rectangular**

Top Thickness: **1"**

Edge Style: **Eased**



# Ottawa



**1300 Side**  
19¼"W x 16¾"D x 39½"H

**1301 Arm**  
23¾"W x 16¾"D x 39½"H



**1304**  
**24\"/>**



**1308**  
**24\"/>**

**1303**  
**Desk Chair**  
23¾"W x 16¾"D x Adj. H



## STANDARD FEATURES

Top Shape: **Bow End**  
Top Thickness: **1"**



Edge Style: **Eased**



## Curved Shaker Leg Table with Ottawa Chairs



# Mallory



**1324**  
24" Swivel Bar Stool  
23¾"W x 16¾"D x 39"H



**1326**  
30" Swivel Bar Stool  
19¼"W x 16¾"D x 45"H



**1328**  
24" Stationary Bar Chair  
19¼"W x 16¾"D x 39"H



**1330**  
30" Stationary Bar Chair  
19¼"W x 16¾"D x 45"H



**1323**  
Desk Chair  
23¾"W x 16¾"D x Adj. H

**1320 Side**  
19¼"W x 16¾"D x 38¼"H

**1321 Arm**  
23¾"W x 16¾"D x 38¼"H



## Curved Shaker Leg Table with Mallory Chairs



### STANDARD FEATURES

Top Shape: **Bow End**  
Top Thickness: **1"**



Edge Style: **Eased**



# Ashville

**NEW!**



**4260 Side**  
19½"W x 18"D x 39¾"H

**426I Arm**  
19½"W x 18"D x 39¾"H



**4264**  
**24" Swivel Bar Chair**  
19"W x 15½"D x 43"H

**4266**  
**30" Swivel Bar Chair**  
19"W x 15½"D x 49"H

**4268**  
**24" Stationary Bar Chair**  
19"W x 15½"D x 43"H

**4270**  
**30" Stationary Bar Chair**  
19"W x 15½"D x 49"H

**4263**  
**Desk Arm Chair**  
19"W x 15½"D x Adj. H

## Oliver Table with Ashville Chairs



### STANDARD FEATURES

Top Shape: **Rectangular**  
Top Thickness: **1¼"**

Edge Style: **Eased**

Standard with End Leaves



**NEW!**

**4343**  
24" Swivel Bar Chair  
19"W x 15½"D x 43"H

**4345**  
30" Swivel Bar Chair  
19"W x 15½"D x 49"H

**4347**  
24" Stationary Bar Chair  
19"W x 15½"D x 43"H

**4349**  
30" Stationary Bar Chair  
19"W x 15½"D x 49"H

**4342**  
Desk Arm Chair  
19"W x 15½"D x Adj. H

**4340 Side**  
19½"W x 18"D x 39¾"H

**4341 Arm**  
19½"W x 18"D x 39¾"H



**R-2 Table**  
with R-2 Chairs



**STANDARD FEATURES**

Top Shape: **Bow End**  
Top Thickness: **1"**



Edge Style: **Waterfall**



# Brookfield



## 1860 Side

19¼"W x 16¾"D x 39½"H

## 1861 Arm

23¾"W x 16¾"D x 39½"H



## 1863

24" Swivel Bar Stool  
19¼"W x 16¾"D x 39"H



## 1867

24" Stationary Bar Chair  
19¼"W x 16¾"D x 39"H

## 1865

30" Swivel Bar Stool  
19¼"W x 16¾"D x 45"H

## 1869

30" Stationary Bar Chair  
19¼"W x 16¾"D x 45"H

## 1862

Desk Chair  
23¾"W x 16¾"D x Adj. H



## WATER RESISTANT FINISH

Our finish is spill resistant, but it's always wise to wipe up any spill immediately. Standing liquid can cause damage to the furniture over time.

**4203**  
**24" Swivel Bar Stool**  
 19½"W x 16¾"D x 43"H

**4205**  
**30" Swivel Bar Stool**  
 19½"W x 16¾"D x 46"H

**4207**  
**24" Stationary Bar Chair**  
 19½"W x 16¾"D x 43"H

**4209**  
**30" Stationary Bar Chair**  
 19½"W x 16¾"D x 46"H

**4202**  
**Desk Chair**  
 24½"W x 16¾"D x Adj. H

**4200 Side**  
 19½"W x 16¾"D x 40"H

**4201 Arm**  
 24½"W x 16¾"D x 40"H



## Denver Single Pedestal Table with Solo Chairs



### STANDARD FEATURES

Top Shape: **Round**  
 Top Thickness: **1"**



Edge Style: **Round Over**



# Krilow



**4140 Side**  
20"W x 17½"D x 41¾"H

**4141 Arm**  
23¾"W x 17½"D x 41¾"H



**4143**  
**24" Swivel Bar Stool**  
20"W x 17½"D x 44"H

**4145**  
**30" Swivel Bar Stool**  
20"W x 17½"D x 47"H

**4147**  
**24" Stationary Bar Chair**  
20"W x 17½"D x 44"H

**4149**  
**30" Stationary Bar Chair**  
20"W x 17½"D x 47"H

**4142**  
**Desk Chair**  
23¾"W x 17½"D x Adj. H

*Chair measurements are approximate*

## Denver Double Pedestal Table

with Krilow Chairs



### STANDARD FEATURES

Top Shape: **3" Radius**  
Top Thickness: **1"**



Edge Style: **Round Over**



# Reagan



**3004**  
24" Swivel Bar Stool  
19"W x 17"D x 40½"H



**3006**  
30" Swivel Bar Stool  
19"W x 17"D x 46½"H



**3008**  
24" Stationary Bar Chair  
19"W x 17"D x 40½"H



**3010**  
30" Stationary Bar Chair  
19"W x 17"D x 46½"H



**3003**  
Desk Chair  
23½"W x 17"D x Adj. H

## BACK DESIGN OPTIONS



#01



#02



#03

**3001 Side**  
19"W x 17"D x 39½"H

**3002 Arm**  
23½"W x 17"D x 39½"H



**Bunker Leg Table**  
with Reagan Chairs

## STANDARD FEATURES

Top Shape: **Boat**

Top Thickness: **1"**



Edge Style: **Beveled**



# Carla



**2940 Side**  
19¼"W x 18"D x 42"H

**2941 Arm**  
23¾"W x 18"D x 42"H



**2943**  
**24" Swivel Bar Stool**  
19¼"W x 18"D x 43"H



**2945**  
**30" Swivel Bar Stool**  
19¼"W x 18"D x 49"H



**2947**  
**24" Stationary Bar Chair**  
19¼"W x 18"D x 43"H

**2949**  
**30" Stationary Bar Chair**  
19¼"W x 18"D x 49"H

**2942**  
**Desk Chair**  
23¾"W x 18"D x Adj. H

## Carla Table with Carla Chairs



### STANDARD FEATURES

Top Shape: **Rectangular**

Top Thickness: **1½"**

Edge Style: **Eased**

# Bayfield



**2923**  
24" Swivel Bar Stool  
19¼"W x 18"D x 43"H



**2925**  
30" Swivel Bar Stool  
19¼"W x 18"D x 49"H



**2927**  
24" Stationary Bar Chair  
19¼"W x 18"D x 43"H



**2929**  
30" Stationary Bar Chair  
19¼"W x 18"D x 49"H

**2920 Side**  
19¼"W x 18"D x 42"H

**2921 Arm**  
23¾"W x 18"D x 42"H



**2922**  
Desk Chair  
23¾"W x 18"D x Adj. H



## Bayfield Table with Bayfield Chairs



### STANDARD FEATURES

Top Shape: **Rectangular**  
Top Thickness: **1"**  
**Built up to 1¼"**

Edge Style: **Eased**



# Messner



**4240 Side**  
19½"W x 18"D x 40"H

**4241 Arm**  
24¼"W x 18"D x 40"H



**4243**  
**24" Swivel Bar Stool**  
19½"W x 18"D x 43"H

**4245**  
**30" Swivel Bar Stool**  
19½"W x 18"D x 49"H

**4247**  
**24" Stationary Bar Chair**  
19½"W x 18"D x 43"H

**4249**  
**30" Stationary Bar Chair**  
19½"W x 18"D x 49"H

**4242**  
**Desk Chair**  
24¼"W x 18"D x Adj. H

## Ragal Table with Messner Chairs



### STANDARD FEATURES

Top Shape: **Bow End**  
Top Thickness: **1"**



Edge Style: **Waterfall**





# Monarch



**1915**  
**24\"/>**



**1917**  
**30\"/>**



**1919**  
**24\"/>**



**1921**  
**30\"/>**



**1914**  
**Desk Chair**  
 25½\"/>

**1912 Side**  
 20\"/>

**1913 Arm**  
 25½\"/>



## Plymouth Table with Monarch Chairs



### STANDARD FEATURES

Top Shape: **Rectangular**

Top Thickness: **1"**

Edge Style: **Eased**



# Conestoga



**3101 Side**  
20"W x 17¼"D x 42¾"H

**3102 Arm**  
25½"W x 17¼"D x 42¾"H



**3105**  
**24" Swivel Bar Stool**  
20"W x 17¼"D x 42½"H



**3107**  
**30" Swivel Bar Stool**  
20"W x 17¼"D x 48½"H



**3109**  
**24" Stationary Bar Chair**  
20"W x 17¼"D x 42½"H



**3111**  
**30" Stationary Bar Chair**  
20"W x 17¼"D x 48½"H



**3104**  
**Desk Chair**  
25½"W x 17¼"D x Adj. H

## Conestoga Table with Conestoga Chairs



### STANDARD FEATURES

Top Shape: **Rectangular**

Top Thickness: **1"**

Edge Style: **Eased**

# Buckeye

**1203**  
24" Swivel Bar Stool  
19¼"W x 17½"D x 42½"H

**1205**  
30" Swivel Bar Stool  
19¼"W x 17½"D x 48½"H

**1207**  
24" Stationary Bar Chair  
20"W x 17¼"D x 42½"H

**1209**  
30" Stationary Bar Chair  
19¼"W x 17½"D x 48½"H

**1202**  
Desk Chair  
23"W x 17½"D x Adj. H

**1200 Side**  
20"W x 17¼"D x 42¼"H

**1201 Arm**  
25½"W x 17¼"D x 42¼"H



## STANDARD FEATURES

Top Shape: **Round**  
Top Thickness: **1"**



Edge Style: **Chamfered**



## Buckeye Single Pedestal Table with Buckeye Chairs



# Cody



**2440 Side**  
19"W x 17½"D x 36"H

**2441 Arm**  
25"W x 17½"D x 36"H



**2444**  
**24" Swivel Bar Stool**  
19"W x 17½"D x 42"H



**2446**  
**30" Swivel Bar Stool**  
19"W x 17½"D x 48"H



**2448**  
**24" Stationary Bar Chair**  
19"W x 17½"D x 42"H



**2450**  
**30" Stationary Bar Chair**  
19"W x 17½"D x 48"H



**2443**  
**Desk Chair**  
25"W x 17½"D x Adj. H

## Liberty Leg Table with Cody Chairs



### STANDARD FEATURES

Top Shape: **Rectangular**  
Top Thickness: **1"**

Edge Style: **Beveled**



**2344**  
**24\"/>**



**2346**  
**30\"/>**



**2348**  
**24\"/>**



**2350**  
**30\"/>**



**2343**  
**Desk Chair**  
 24½\"/>

**2340 Side**  
 19¼\"/>

**2341 Arm**  
 24½\"/>



**Western Mission Leg Table**  
 with Amhurst Chairs

**STANDARD FEATURES**

Top Shape: **Rectangular**

Top Thickness: **1½"**

Edge Style: **Eased**



# Larson Mission



**1700 Side**  
19¼"W x 17"D x 45"H

**1701 Arm**  
25"W x 17"D x 45"H



**1703**  
**24" Swivel Bar Stool**  
19¾"W x 17"D x 46"H



**1705**  
**30" Swivel Bar Stool**  
19¾"W x 17"D x 52"H



**1707**  
**24" Stationary Bar Chair**  
19¾"W x 17"D x 46"H



**1709**  
**30" Stationary Bar Chair**  
19¾"W x 17"D x 52"H



**1702**  
**Desk Chair**  
25"W x 17"D x Adj. H

## Larson Mission Table

with Larson Mission Chairs



### STANDARD FEATURES

Top Shape: **Rectangular**

Top Thickness: **1"**

Edge Style: **Eased**

**6104**  
24" Swivel Bar Stool  
19¾"W x 17"D x 46"H

**6106**  
30" Swivel Bar Stool  
19¾"W x 17"D x 52"H

**6108**  
24" Stationary Bar Chair  
19¾"W x 17"D x 46"H

**6110**  
30" Stationary Bar Chair  
19¾"W x 17"D x 52"H

**6103**  
Desk Chair  
25"W x 17"D x Adj. H

**NEW!**

**6100 Side**  
25"W x 17"D x 45"H

**6101 Arm**  
25"W x 17"D x 45"H



**Curved Shaker Table**  
with Houston Chairs

### STANDARD FEATURES

Top Shape: **Bow End**  
Top Thickness: **1"**



Edge Style: **Eased**



# Kinkaid



**1830 Side**  
19¼"W x 17½"D x 39"H

**1831 Arm**  
23¼"W x 17½"D x 39"H



**1833**  
**24" Swivel Bar Stool**  
19¼"W x 17½"D x 42½"H

**1835**  
**30" Swivel Bar Stool**  
19¼"W x 17½"D x 48½"H

**1837**  
**24" Stationary Bar Chair**  
19¼"W x 17½"D x 42½"H

**1839**  
**30" Stationary Bar Chair**  
19¼"W x 17½"D x 48½"H

**1832**  
**Desk Chair**  
23¼"W x 17½"D x Adj. H

## Roseville Table with Kinkaid Chairs



### STANDARD FEATURES

Top Shape: **3" Radius**  
Top Thickness: **1"**



Edge Style: **Small Round Over**





# Woodville



**4333**  
24" Swivel Bar Stool  
19¼"W x 17¼"D x 40"H



**4335**  
30" Swivel Bar Stool  
19¼"W x 17¼"D x 46"H



**4337**  
24" Stationary Bar Chair  
19¼"W x 17¼"D x 40"H



**4339**  
30" Stationary Bar Chair  
19¼"W x 17¼"D x 46"H



**4332**  
Desk Chair  
24"W x 17¼"D x Adj. H

**4330 Side**  
19¼"W x 17¼"D x 39"H

**4331 Arm**  
24"W x 17¼"D x 39"H



## Woodville Table with Woodville Chairs



### STANDARD FEATURES

Top Shape: **Rectangular**

Top Thickness: **1"**

Edge Style: **Chamfered**



# Roland



**4180 Side**  
19½"W x 18"D x 40"H

**4181 Arm**  
23¾"W x 18"D x 40"H



**4183**  
**24" Swivel Bar Stool**  
19½"W x 18"D x 43"H

**4185**  
**30" Swivel Bar Stool**  
19½"W x 18"D x 46"H

**4187**  
**24" Stationary Bar Chair**  
19½"W x 18"D x 43"H

**4189**  
**30" Stationary Bar Chair**  
19½"W x 18"D x 46"H

**4182**  
**Desk Chair**  
23¾"W x 18"D x Adj. H

## Basset Double Pedestal Table with Roland Chairs



### STANDARD FEATURES

Top Shape: **Bow End**  
Top Thickness: **1"**



Edge Style: **Waterfall**





**2023**  
24" Swivel Bar Stool  
19"W x 17¾"D x 43"H



**2025**  
30" Swivel Bar Stool  
19"W x 17¾"D x 49"H



**2027**  
24" Stationary Bar Chair  
19"W x 17¾"D x 43"H



**2029**  
30" Stationary Bar Chair  
19"W x 17¾"D x 49"H



**2022**  
Desk Chair  
24¾"W x 17¾"D x Adj. H

**2020 Side**  
19"W x 17¾"D x 39¾"H

**2021 Arm**  
24¾"W x 17¾"D x 39¾"H



**Fiona Leg Table**  
with Fiona Chairs

**STANDARD FEATURES**

Top Shape: **Bow End**

Top Thickness: **1"**



Edge Style: **Waterfall**



# Hudson



**1600 Side**  
19½"W x 18"D x 39¾"H

**1601 Arm**  
22¾"W x 18"D x 39¾"H



**1603**  
**24" Swivel Bar Stool**  
19½"W x 18"D x 43"H



**1605**  
**30" Swivel Bar Stool**  
19½"W x 18"D x 49"H



**1607**  
**24" Stationary Bar Chair**  
19½"W x 18"D x 43"H



**1609**  
**30" Stationary Bar Chair**  
19½"W x 18"D x 49"H



**1602**  
**Desk Chair**  
23½"W x 19"D x Adj. H

## Hudson Single Pedestal Table

with Hudson Chairs



### STANDARD FEATURES

Top Shape: **Bowed 4 Sides**

Top Thickness: **1"**



Edge Style: **Waterfall**



# Wakefield

**3143**  
**24" Swivel Bar Stool**  
19¼"W x 17½"D x 42½"H

**3145**  
**30" Swivel Bar Stool**  
19¼"W x 17½"D x 48½"H

**3147**  
**24" Stationary Bar Chair**  
19¼"W x 17½"D x 42½"H

**3149**  
**30" Stationary Bar Chair**  
19¼"W x 17½"D x 48½"H

**3142**  
**Desk Chair**  
23¾"W x 17½"D x Adj. H

**3140 Side**  
19¼"W x 17½"D x 40"H

**3141 Arm**  
23¾"W x 17½"D x 40"H



## Shaker Leg Table with Wakefield Chairs



### STANDARD FEATURES

Top Shape: **Rectangular**

Top Thickness: **1"**

Edge Style: **Eased**



# Logan



**3120 Side**  
19¼"W x 17½"D x 40"H

**3121 Arm**  
23¾"W x 17½"D x 40"H



**3123**  
**24" Swivel Bar Stool**  
19¼"W x 17½"D x 42½"H



**3125**  
**30" Swivel Bar Stool**  
19¼"W x 17½"D x 48½"H



**3127**  
**24" Stationary Bar Chair**  
19¼"W x 17½"D x 42½"H



**3129**  
**30" Stationary Bar Chair**  
19¼"W x 17½"D x 48½"H



**3122**  
**Desk Chair**  
23¾"W x 17½"D x Adj. H

## Logan Table with Logan Chairs



### STANDARD FEATURES

Top Shape: **Rectangular**

Top Thickness: **1½"**

Edge Style: **Eased**

# Shreveport



**5813**  
24" Swivel Bar Stool  
19"W x 17½"D x 45"H



**5815**  
30" Swivel Bar Stool  
19"W x 17½"D x 51"H



**5817**  
24" Stationary Bar Chair  
19"W x 17½"D x 45"H



**5819**  
30" Stationary Bar Chair  
19"W x 17½"D x 51"H

**5810 Side**  
19"W x 17½"D x 39"H

**5811 Arm**  
25"W x 17½"D x 39"H



**5812**  
Desk Chair  
25"W x 17½"D x Adj. H



## Shreveport Table with Shreveport Chairs



### STANDARD FEATURES

Top Shape: **Rectangular**  
Top Thickness: **1"**

Edge Style: **Round Over**



# Branson



**4220 Side**  
19¾"W x 17½"D x 41"H

**4221 Arm**  
24½"W x 17½"D x 41"H



**4223**  
**24" Swivel Bar Stool**  
19¾"W x 17½"D x 44½"H

**4225**  
**30" Swivel Bar Stool**  
19¾"W x 17½"D x 50½"H

**4227**  
**24" Stationary Bar Chair**  
19¾"W x 17½"D x 44½"H

**4229**  
**30" Stationary Bar Chair**  
19¾"W x 17½"D x 50½"H

**4222**  
**Desk Chair**  
24½"W x 17½"D x Adj. H

## Glazier Table with Branson Chairs



### STANDARD FEATURES

Top Shape: **Rectangular**

Top Thickness: **1¼"**

Edge Style: **Eased**



**2543**  
**24" Swivel Bar Stool**  
 20"W x 17½"D x 43½"H

**2545**  
**30" Swivel Bar Stool**  
 20"W x 17½"D x 49½"H

**2547**  
**24" Stationary Bar Chair**  
 20"W x 17½"D x 43½"H

**2549**  
**30" Stationary Bar Chair**  
 20"W x 17½"D x 49½"H

**2542**  
**Desk Chair**  
 23¾"W x 17½"D x Adj. H

**2540 Side**  
 20"W x 17½"D x 41¾"H

**2541 Arm**  
 23¾"W x 17½"D x 41¾"H



## Basset Single Pedestal Table with Weldon Chairs



### STANDARD FEATURES

Top Shape: **3" Clipped Corner**  
 Top Thickness: **1"**

Edge Style: **Beveled**



# Bungalow



**360 Side**  
19"W x 16¼"D x 42"H

**361 Arm**  
24"W x 16¼"D x 42"H



**363**  
**24" Swivel Bar Stool**  
19"W x 16¼"D x 42"H



**365**  
**30" Swivel Bar Stool**  
19"W x 16¼"D x 48"H



**367**  
**24" Stationary Bar Chair**  
19"W x 16¼"D x 42"H



**369**  
**30" Stationary Bar Chair**  
19"W x 16¼"D x 48"H



**362**  
**Desk Chair**  
24"W x 16¼"D x Adj. H

## Boca Single Pedestal Table with Bungalow Chairs



### STANDARD FEATURES

Top Shape: **Rectangular**  
Top Thickness: **1"**



Edge Style: **Eased**





**2733**  
24" Swivel Bar Stool  
19¼"W x 17½"D x 40½"H



**2735**  
30" Swivel Bar Stool  
19¼"W x 17½"D x 46½"H



**2737**  
24" Stationary Bar Chair  
19¼"W x 17½"D x 40½"H



**2739**  
30" Stationary Bar Chair  
19¼"W x 17½"D x 46½"H



**2732**  
Desk Chair  
23"W x 17½"D x Adj. H

**2730 Side**  
19¼"W x 17½"D x 39¾"H

**2731 Arm**  
23"W x 17½"D x 39¾"H



## Kula Table with Kula Chairs



### STANDARD FEATURES

Top Shape: **Rectangular**

Top Thickness: **1"**

Edge Style: **Eased**



# Winston



**4040 Side**  
19"W x 16½"D x 36"H

**4041 Arm**  
23¾"W x 16½"D x 36"H



**4043**  
**24" Swivel Bar Stool**  
19"W x 16½"D x 38"H



**4045**  
**30" Swivel Bar Stool**  
19"W x 16½"D x 44"H



**4047**  
**24" Stationary Bar Chair**  
19"W x 16½"D x 38"H

**4049**  
**30" Stationary Bar Chair**  
19"W x 16½"D x 44"H

**4042**  
**Desk Chair**  
23¾"W x 16½"D x Adj. H

## Shaker Leg Table with Winston Chairs



### STANDARD FEATURES

Top Shape: **Rectangular**

Top Thickness: **1"**

Edge Style: **Eased**



**5269**  
30" Stationary Bar Chair  
18"W x 17½"D x 44½"H



**5267**  
24" Stationary Bar Chair  
18"W x 17½"D x 38½"H

**5265**  
30" Swivel Bar Stool  
18"W x 17½"D x 44½"H

**5262**  
Desk Chair  
23¾"W x 17½"D x Adj. H

**5260 Side**  
18"W x 17½"D x 37"H

**5261 Arm**  
23¾"W x 17½"D x 37"H



## Curved Shaker Table with Parma Chairs



### STANDARD FEATURES

Top Shape: **Bow End**  
Top Thickness: **1"**



Edge Style: **Eased**



# Fern



**4080 Side**  
17¼"W x 15½"D x 33"H

**4081 Arm**  
21¼"W x 15½"D x 33"H



**4083**  
**24" Swivel Bar Stool**  
17¼"W x 15½"D x 39"H

**4085**  
**30" Swivel Bar Stool**  
17¼"W x 15½"D x 45"H

**4087**  
**24" Stationary Bar Chair**  
17¼"W x 15½"D x 39"H

**4089**  
**30" Stationary Bar Chair**  
17¼"W x 15½"D x 45"H

**4082**  
**Desk Chair**  
21¼"W x 15½"D x Adj. H

## Windsor Table with Fern Chairs



### STANDARD FEATURES

Top Shape: **Rectangular**

Top Thickness: **1"**

Edge Style: **Eased**



**4103**  
**24" Swivel Bar Stool**  
 17¾"W x 15½"D x 39"H

**4105**  
**30" Swivel Bar Stool**  
 17¾"W x 15½"D x 45"H

**4107**  
**24" Stationary Bar Chair**  
 17¾"W x 15½"D x 39"H

**4109**  
**30" Stationary Bar Chair**  
 17¾"W x 15½"D x 45"H

**4102**  
**Desk Chair**  
 21¾"W x 15½"D x Adj. H

**4100 Side**  
 17¾"W x 15½"D x 33"H

**4101 Arm**  
 21¾"W x 15½"D x 33"H



**Shelby Table**  
 with Shelby Chairs



### STANDARD FEATURES

Top Shape: **Rectangular**

Top Thickness: **1"**

Edge Style: **Eased**



# Anson



**5250 Side**  
17½"W x 17"D x 34"H

**5251 Arm**  
22¾"W x 17"D x 34"H

**5253**  
**24" Swivel Bar Stool**  
17½"W x 17"D x 32¼"H

**5255**  
**30" Swivel Bar Stool**  
17½"W x 17"D x 38¼"H

**5257**  
**24" Stationary Bar Chair**  
17½"W x 17"D x 32¼"H

**5259**  
**30" Stationary Bar Chair**  
17½"W x 17"D x 38¼"H

**5252**  
**Desk Chair**  
22¾"W x 17"D x Adj. H

## Anson Table with Anson Chairs



### STANDARD FEATURES

Top Shape: **Rectangular**

Top Thickness: **1"**

Edge Style: **Eased**





# Anson Pub

**5253**  
**24" Swivel Bar Stool**  
17½"W x 17"D x 32¼"H

**5255**  
**30" Swivel Bar Stool**  
17½"W x 17"D x 38¼"H

**5259**  
**30" Stationary Bar Chair**  
17½"W x 17"D x 38¼"H

**5257 24" Stationary Bar Chair**  
17½"W x 17"D x 32¼"H



Anson Pub chairs  
are not available  
with arms



**Anson Pub Table**  
with Anson Chairs

## STANDARD FEATURES

Top Shape: **Round**  
Top Thickness: **1"**



Edge Style: **Eased**



# Seymour



**4112 Side**  
19"W x 17"D x 33"H



**4115**  
**24" Swivel Bar Stool**  
19"W x 17"D x 36"H



**4117**  
**30" Swivel Bar Stool**  
19"W x 17"D x 42"H



**4118**  
**24" Stationary Bar Chair**  
19"W x 17"D x 36"H

## SeymourTable with Seymour Chairs



### STANDARD FEATURES

Top Shape: **Round**  
Top Thickness: **1"**



Edge Style: **Small Round Over**



# Rochester

**NEW!**

**5213**  
24" Swivel Bar Stool  
18"W x 17"D x 40"H

**5215**  
30" Swivel Bar Stool  
18"W x 17"D x 46"H

**5217**  
24" Stationary Bar Chair  
18"W x 17"D x 40"H

**5219**  
30" Stationary Bar Chair  
18"W x 17"D x 46"H

**5212**  
Desk Chair  
22¾"W x 17"D x Adj. H

**5210 Side**  
18"W x 17"D x 40"H

**5211 Arm**  
22¾"W x 17"D x 40"H



## STANDARD FEATURES

Top Shape: **Rectangular**

Top Thickness: **1"**

Edge Style: **Eased**



**Rochester Table**  
with Rochester Chairs



# Tennessee



**NEW!**

**5230 Side**  
19"W x 17"D x 40¼"H

**5231 Arm**  
24"W x 17"D x 40¼"H



**5233**  
24" Swivel Bar Stool  
19"W x 17"D x 43"H

**5235**  
30" Swivel Bar Stool  
19"W x 17"D x 43"H

**5237**  
24" Stationary Bar Chair  
19"W x 17"D x 43"H

**5239**  
30" Stationary Bar Chair  
19"W x 17"D x 49"H

**5232**  
Desk Chair  
24"W x 17"D x Adj. H

## Coletta Table with Tennessee Chairs



### STANDARD FEATURES

Top Shape: **Rectangular**

Top Thickness: **1"**

Edge Style: **Eased**

# Miranda

2435

24" Swivel Bar Stool  
19"W x 17½"D x 4¼"H

2436

30" Swivel Bar Stool  
19"W x 17½"D x 47¼"H

2437

24" Stationary Bar Chair  
19"W x 17½"D x 4¼"H

2438

30" Stationary Bar Chair  
19"W x 17½"D x 47¼"H

2432 Side

19"W x 17½"D x 35½"H



**Hudson Table**  
with Miranda Chairs



## STANDARD FEATURES

Top Shape: **Bow End**  
Top Thickness: **1"**



Edge Style: **Waterfall**



# Moline



Optional  
back design  
M-2 Back



**2360 Side**  
18¼"W x 17½"D x 36½"H

**2361 Arm**  
22½"W x 17½"D x 36½"H



**2364**  
**24" Swivel Bar Stool**  
18¼"W x 17½"D x 43"H

**2366**  
**30" Swivel Bar Stool**  
18¼"W x 17½"D x 49"H



**2368**  
**24" Stationary Bar Chair**  
18¼"W x 17½"D x 43"H

**2370**  
**30" Stationary Bar Chair**  
18¼"W x 17½"D x 49"H

**2363**  
**Desk Chair**  
22½"W x 17½"D x Adj. H

## Boca Double Pedestal Table with Moline Chairs



### STANDARD FEATURES

Top Shape: **Rectangular**

Top Thickness: **1"**

Edge Style: **Eased**

# Savannah



**744**  
**24" Swivel Bar Stool**  
 24 $\frac{3}{8}$ "W x 18 $\frac{3}{8}$ "D x 41 $\frac{1}{4}$ "H

**745**  
**30" Swivel Bar Stool**  
 20 $\frac{3}{4}$ "W x 18 $\frac{3}{8}$ "D x 47 $\frac{1}{4}$ "H



**747**  
**24" Stationary Bar Chair**  
 20 $\frac{3}{4}$ "W x 18 $\frac{3}{8}$ "D x 41 $\frac{1}{4}$ "H

**749**  
**30" Stationary Bar Chair**  
 20 $\frac{3}{4}$ "W x 18 $\frac{3}{8}$ "D x 47 $\frac{1}{4}$ "H

**742**  
**Desk Chair**  
 24 $\frac{3}{8}$ "W x 18 $\frac{3}{8}$ "D x Adj. H

**740 Side**  
 20 $\frac{3}{4}$ "W x 18 $\frac{3}{8}$ "D x 40 $\frac{3}{4}$ "H

**741 Arm**  
 24 $\frac{3}{8}$ "W x 18 $\frac{3}{8}$ "D x 40 $\frac{3}{4}$ "H



## STANDARD FEATURES

Top Shape: **3" Radius**  
 Top Thickness: **1"**




Edge Style: **Round Over**



## Shreveport Leg Table with Savannah Chairs



# 46C Mission 6-Slat



**46C Side**  
19¼"W x 19"D x 42"H

**47C Arm**  
23½"W x 19"D x 42"H



**62C**  
**24" Swivel Bar Stool**  
19¼"W x 19"D x 43"H

**66C**  
**30" Swivel Bar Stool**  
19¼"W x 19"D x 49"H



**78C**  
**24" Stationary Bar Chair**  
19¼"W x 19"D x 43"H

**82C**  
**30" Stationary Bar Chair**  
19¼"W x 19"D x 49"H

**54C**  
**Desk Chair**  
23½"W x 19"D x Adj. H

## Shaker Double Pedestal Table with 46C Mission 6-Slat Chairs



### STANDARD FEATURES

Top Shape: **Rectangular**

Top Thickness: **1"**

Edge Style: **Eased**





**344**  
**24" Swivel Bar Stool**  
 18¼"W x 17½"D x 41¼"H

**346**  
**30" Swivel Bar Stool**  
 18¼"W x 17½"D x 47¼"H



**348**  
**24" Stationary Bar Chair**  
 18¼"W x 17½"D x 41¼"H

**350**  
**30" Stationary Bar Chair**  
 18¼"W x 17½"D x 47¼"H

**343**  
**Desk Chair**  
 22½"W x 16½"D x Adj. H



**340 Side**  
 17¼"W x 16½"D x 39¾"H


**341 Arm**  
 22½"W x 16½"D x 39¾"H



### STANDARD FEATURES

Top Shape: **3" Clipped Corner** 

Top Thickness: **1"**

Edge Style: **Eased** 

### Shaker Single Pedestal Table with Lincoln Chairs



# Stowan



## 940 Side

17¾"W x 16½"D x 39¾"H

## 941 Arm

22½"W x 16½"D x 39¾"H



## 944

24" Swivel Bar Stool  
17¾"W x 16½"D x 43"H

## 946

30" Swivel Bar Stool  
17¾"W x 16½"D x 49"H

## 948

24" Stationary Bar Chair  
17¾"W x 16½"D x 43"H

## 950

30" Stationary Bar Chair  
17¾"W x 16½"D x 49"H

## 942

Desk Chair  
22½"W x 16½"D x Adj. H



### FABRIC & LEATHER SEATS

Available on all chairs



### PROFILE SEATS

Available on all chairs

**4164**

**24" Swivel Bar Stool**  
19½"W x 18¾" x 43"H

**4166**

**30" Swivel Bar Stool**  
19½"W x 18¾" x 49"H

**4160 Side**

19½"W x 18¾" x 41"H

**4161 Arm**

23½"W x 18¾"D x 41"H

**4168**

**24" Stationary Bar Chair**  
19½"W x 18¾" x 43"H

**4170**

**30" Stationary Bar Chair**  
19½"W x 18¾" x 49"H

**4163**

**Desk Chair**  
23½"W x 18¾"D x Adj. H



## **NAIL POLISH REMOVER**

Avoid using nail polish remover on or near our furniture. Although we use high-quality heat and moisture resistant finishes on our furniture, nail polish remover will cause severe damage.

# Stockholm



## BACK DESIGN OPTIONS



#03

### 192 Side

19½"W x 18¾"D x 41¼"H

### 193 Arm

23½"W x 18¾"D x 41¼"H



196

24" Swivel Bar Stool  
19½"W x 18¾"D x 43"H

198

30" Swivel Bar Stool  
19½"W x 18¾"D x 49"H



200

24" Stationary Bar Chair  
19½"W x 18¾"D x 43"H

202

30" Stationary Bar Chair  
19½"W x 18¾"D x 49"H

195

Desk Chair  
23½"W x 18¾"D x Adj. H

## Millsdale Single Pedestal Table

with Stockholm Chairs



### STANDARD FEATURES

Top Shape: **3" Radius**  
Top Thickness: **1"**



Edge Style: **Round Over**





**173**  
**24" Swivel Bar Stool**  
24"W x 18¼"D x 41"H



**175**  
**30" Swivel Bar Stool**  
19½"W x 18¼"D x 47"H



**177**  
**24" Stationary Bar Chair**  
19½"W x 18¼"D x 41"H



**179**  
**30" Stationary Bar Chair**  
19½"W x 18¼"D x 47"H

**172**  
**Desk Chair**  
24"W x 18¼"D x Adj. H

## **170 Side**

19½"W x 18¼"D x 41"H

## **171 Arm**

24"W x 18¼"D x 41"H



## **CLEANING RECOMMENDATIONS**

The only thing you really need to clean our furniture is a damp cloth. Dry dusting or wiping can cause harm to the furniture's finish by scraping small dirt particles onto the surface. If you wish to use a polish, avoid products with silicone, wax solvents or abrasives. Your dealer can recommend a suitable product.

# Montreal



**221 Side**  
18 $\frac{3}{8}$ "W x 17"D x 41"H

**222 Arm**  
24 $\frac{1}{2}$ "W x 17"D x 41"H



**224**  
**24" Swivel Bar Stool**  
18 $\frac{3}{8}$ "W x 17"D x 42 $\frac{1}{2}$ "H

**226**  
**30" Swivel Bar Stool**  
18 $\frac{3}{8}$ "W x 17"D x 48 $\frac{1}{2}$ "H



**228**  
**24" Stationary Bar Chair**  
18 $\frac{3}{8}$ "W x 17"D x 42 $\frac{1}{2}$ "H

**230**  
**30" Stationary Bar Chair**  
18 $\frac{3}{8}$ "W x 17"D x 48 $\frac{1}{2}$ "H

**223**  
**Desk Chair**  
24 $\frac{1}{2}$ "W x 17 $\frac{3}{4}$ "D x Adj. H

## Accent Mission Table with Montreal Chairs



### STANDARD FEATURES

Top Shape: **Rectangular**

Top Thickness: **1"**

Edge Style: **Eased**

# Single X



**327**  
**24\"/>**



**330**  
**30\"/>**



**335**  
**24\"/>**



**337**  
**30\"/>**



**325**  
**Desk Chair**  
 23½\"/>

**320 Side**  
 19½\"/>

**322 Arm**  
 23½\"/>



**Kowan Table**  
 with Single X Chairs

## STANDARD FEATURES

Top Shape: **Rectangular**  
 Top Thickness: **1"**



Edge Style: **Eased**



# Stanton



**370 Side**  
19½"W x 16¾"D x 40½"H

**371 Arm**  
24"W x 16¾"D x 40½"H



**373**  
**24" Swivel Bar Stool**  
19½"W x 16¾"D x 41"H



**375**  
**30" Swivel Bar Stool**  
19½"W x 16¾"D x 47"H



**377**  
**24" Stationary Bar Chair**  
19½"W x 16¾"D x 41"H



**379**  
**30" Stationary Bar Chair**  
19½"W x 16¾"D x 47"H



**372**  
**Desk Chair**  
24"W x 16¾"D x Adj. H

## Stanton Single Pedestal Table with Fontana Chairs



### STANDARD FEATURES

Top Shape: **Round**  
Top Thickness: **1"**



Edge Style: **Eased**





# Barlette



**2622**  
24" Stationary Bar Chair  
19¼"W x 17½"D x 44½"H

**2624**  
30" Stationary Bar Chair  
19¼"W x 17½"D x 50½"H

*Barlette Chairs are also available  
in all standard wood species*

**2620 Side**  
19¼"W x 17½"D x 41"H

**2621 Arm**  
24½"W x 17½"D x 41"H



**Barlette Table**  
with Barlette Chairs



### STANDARD FEATURES

Top Shape: **Rectangular**

Top Thickness: **1½"**

Edge Style: **Eased**



# Sierra Pub



III4 24" Stationary Bar Chair  
17½"W x 17"D x 42"H



III6  
30" Stationary Bar Chair  
17½"W x 17"D x 48"H

## Shaker Leg Pub Table with Sierra Chairs



### STANDARD FEATURES

Top Shape: **Square**  
Top Thickness: **1"**



Edge Style: **Eased**



25  
30" Swivel Bar Stool  
16" Round x 43¾"H

29  
30" Swivel Bar Stool  
without back  
16" Round x 30"H

24 24" Swivel Barstool  
16" Round x 37¾"H

28 24" Swivel Barstool  
without Back  
16" Round x 24"H



**Table only available in Rustic QSWO.  
Stools available in all wood species.**

**Barrel Table**  
with Kelso Chairs

### STANDARD FEATURES

Top Shape: **Round**  
Top Thickness: **1"**



Edge Style: **Eased**



*Shown with optional  
glass in top & footrest*

# Stella



**2831 Side**  
19"W x 17½"D x 40"H



**2834**  
24" Swivel Bar Stool  
19"W x 17½"D x 43"H



**2836**  
30" Swivel Bar Stool  
19"W x 17½"D x 49"H



**2838**  
24" Stationary Bar Chair  
19"W x 17½"D x 43"H



**2840**  
30" Stationary Bar Chair  
19"W x 17½"D x 49"H



**2833**  
Desk Chair  
19"W x 17½"D x Adj. H

## Curved Shaker Table with Stella Chairs



### STANDARD FEATURES

Top Shape: **Bow End**  
Top Thickness: **1"**



Edge Style: **Eased**



**2853**  
24" Swivel Bar Stool  
20¼"W x 18"D x 43"H

**2855**  
30" Swivel Bar Stool  
20¼"W x 18"D x 49"H

**2857**  
24" Stationary Bar Chair  
20¼"W x 18"D x 43"H

**2859**  
30" Stationary Bar Chair  
20¼"W x 18"D x 49"H

**2852**  
Desk Chair  
23½"W x 18"D x Adj. H



*Open back  
also available*

**2850 Side**  
20¼"W x 18"D x 40¼"H

**2851 Arm**  
23½"W x 18"D x 40¼"H



## Stacy Table with Stacy Chairs



### STANDARD FEATURES

Top Shape: **Bowed 4 Sides**

Top Thickness: **1"**



Edge Style: **Beveled**



# Havanna



**4132 Side**  
20"W x 18"D x 41"H

**4134**  
**24" Swivel Bar Stool**  
20"W x 18"D x 43"H

**4135**  
**30" Swivel Bar Stool**  
20"W x 18"D x 49"H

**4136**  
**24" Stationary Bar Chair**  
20"W x 18"D x 43"H

**4137**  
**30" Stationary Bar Chair**  
20"W x 18"D x 49"H

**4133**  
**Side Desk Chair**  
20"W x 18"D x Adj. H

## Shaker Leg Table

with Havana Chairs



### STANDARD FEATURES

Top Shape: **Rectangular**

Top Thickness: **1"**



Edge Style: **Eased**



# Coleman

**4300 Side**  
19 $\frac{1}{4}$ "W x 17 $\frac{1}{4}$ "D x 42"H



**Colombo Table**  
with Coleman Chairs



## STANDARD FEATURES

Top Shape: **Rectangular**  
Top Thickness: **1"**

Edge Style: **Eased**



# Oneida



### 4252 Side

Inside Seat Measurement:  
21"W x 19"D x 32"H  
Outside Chair width: 22½"

**4254**  
24" Swivel Bar Stool  
21"W x 18"D x 43"H

**4255**  
30" Swivel Bar Stool  
21"W x 18"D x 49"H

**4256**  
24" Stationary Bar Chair  
21"W x 18"D x 43"H

**4257**  
30" Stationary Bar Chair  
21"W x 18"D x 49"H

**4253**  
Side Desk Chair  
21"W x 18"D x Adj. H

## Oneida Table with Oneida Chairs



### STANDARD FEATURES

Top Shape: **Bow End**  
Top Thickness: **1"**



Edge Style: **Eased**





**4274**  
**24" Swivel Bar Stool**  
 21"W x 19"D x 43"H

**4275**  
**30" Swivel Bar Stool**  
 21"W x 19"D x 49"H

**4276**  
**24" Stationary Bar Chair**  
 21"W x 19"D x 43"H

**4277**  
**30" Stationary Bar Chair**  
 21"W x 19"D x 49"H

**4273**  
**Side Desk Chair**  
 21"W x 19"D x Adj. H

**4272 Side**

Inside Seat Measurement:  
 21"W x 19"D x 32"H  
 Outside Chair width: 22½"



**STANDARD FEATURES**

Top Shape: **Bow End**  
 Top Thickness: **1"**



Edge Style: **Eased**



**Oneida Table**  
 with Rosella Chairs



# Avon



**2802 Side**  
19"W x 17"D x 38"H

**2803 Arm**  
25½"W x 17"D x 38"H



**2806**  
**24" Swivel Bar Stool**  
19"W x 17"D x 44"H



**2808**  
**30" Swivel Bar Stool**  
19"W x 17"D x 50"H



**2810**  
**24" Stationary Bar Chair**  
19"W x 17"D x 44"H



**2812**  
**30" Stationary Bar Chair**  
19"W x 17"D x 50"H



**2805**  
**Desk Chair**  
25½"W x 17"D x Adj. H

Discontinued

## Avon Table with Avon Chairs



### STANDARD FEATURES

Top Shape: **Clipped Corner**

Top Thickness: **1"**

Edge Style: **Eased**



Open Center  
optional back design

**301 Arm**  
24"W x 17½"D x Adj. H



**Mason Mission Table**  
with Alta Chairs



**STANDARD FEATURES**

Top Shape: **Rectangular**  
Top Thickness: **1"**



Edge Style: **Eased**



# Belfrey / Jane / Urban



**332 Belfrey**  
22"W x 19½"D x 36"H

**82 Urban Stool**  
Seat: 10"W x 16"L x 24"H  
Leg Spread: 13"W x 16¼"L

**83 Urban Stool**  
Seat: 10"W x 16"L x 30"H  
Leg Spread: 13"W x 16¼"L

**22 Jane Bar Stool**  
17½"W x 13¾"D x 24"H

**23 Jane Bar Stool**  
17½"W x 13¾"D x 30"H



**537**  
**24" Swivel Bar Stool**  
 18½"W x 17"D x 43"H

**539**  
**30" Swivel Bar Stool**  
 18½"W x 17"D x 49"H

**541**  
**24" Stationary Bar Chair**  
 18½"W x 17"D x 43"H

**543**  
**30" Stationary Bar Chair**  
 18½"W x 17"D x 49"H

**535**  
**Desk Chair**  
 22½"W x 17"D x Adj. H

**530 Side**  
 18½"W x 17"D x 41½"H

**532 Arm**  
 22½"W x 17"D x 41½"H



**Kowan Table**  
 with Crawford Chairs

**STANDARD FEATURES**

Top Shape: **Round**  
 Top Thickness: **1"**



Edge Style: **Eased**



# Bow Sheaf



## 1520 Side

18½"W x 17¼"D x 39½"H

## 1522 Arm

23½"W x 17¼"D x 39½"H



## 1542

### 24" Swivel Bar Stool

18½"W x 17¼"D x 43"H

## 1544

### 30" Swivel Bar Stool

23½"W x 17¼"D x 49"H



## 1546

### 24" Stationary Bar Chair

18½"W x 17¼"D x 43"H

## 1545

### 30" Stationary Bar Chair

18½"W x 17¼"D x 49"H



## 1530

### Desk Chair

23½"W x 17¼"D x Adj. H



## SUNLIGHT EXPOSURE

Try to place your new furniture in an area of your home where the sun will not shine directly on it. Continual exposure to sunlight (and fluorescent lights) can cause changes to the wood and/or finish.

1744

**24" Swivel Bar Stool**  
18¾"W x 16½"D x 43"H



1746

**30" Swivel Bar Stool**  
18¾"W x 16½"D x 49"H

**1740 Side**

18¾"W x 16½"D x 39"H

**1741 Arm**

23¼"W x 16½"D x 39"H



1752

**24" Stationary Bar Chair**  
18¾"W x 16½"D x 43"H

1754

**30" Stationary Bar Chair**  
18¾"W x 16½"D x 49"H



1743

**Desk Chair**  
18¾"W x 16½"D x Adj. H

## Economy Leg Table with Denver Chairs



### STANDARD FEATURES

Top Shape: **Rectangular**

Top Thickness: **1"**

Edge Style: **Eased**



# Royal



**1620 Side**  
18¾"W x 16"D x 38½"H

**1622 Arm**  
26¾"W x 16"D x 38½"H



**1642**  
**24" Swivel Bar Stool**  
18¾"W x 16"D x 43"H



**1638**  
**30" Swivel Bar Stool**  
18¾"W x 16"D x 49"H

**1645**  
**24" Stationary Bar Chair**  
18¾"W x 16"D x 43"H

**1647**  
**30" Stationary Bar Chair**  
18¾"W x 16"D x 49"H

**1630**  
**Desk Chair**  
26¾"W x 16"D x Adj. H

*Shown in Acorn...please specify back design (shown below) when ordering.*





**210**  
**24" Swivel Bar Stool**  
 19"W x 17½"D x 43"H

**212**  
**30" Swivel Bar Stool**  
 19"W x 17½"D x 49"H

**214**  
**24" Stationary Bar Chair**  
 19"W x 17½"D x 43"H

**216**  
**30" Stationary Bar Chair**  
 19"W x 17½"D x 49"H

**209**  
**Desk Chair**  
 24"W x 17½"D x Adj. H

**205 Side**  
 19"W x 17½"D x 37¾"H

**206 Arm**  
 24"W x 17½"D x 37¾"H



*Shown in Plain...please specify back design (shown below) when ordering.*



# Wheatland



**420 Side**  
18¼"W x 17¼"D x 37"H

**422 Arm**  
24¾"W x 17¼"D x 37"H



**442**  
**24" Swivel Bar Stool**  
18¼"W x 17¼"D x 43"H

**446**  
**30" Swivel Bar Stool**  
18¼"W x 17¼"D x 49"H

**467**  
**24" Stationary Bar Chair**  
18¼"W x 17¼"D x 43"H

**469**  
**30" Stationary Bar Chair**  
18¼"W x 17¼"D x 49"H

**432**  
**Desk Chair**  
24¾"W x 17¼"D x Adj. H



## HEAT EXPOSURE

Avoid placing your furniture in an area where a heat source is directed toward the furniture. Try to find a place where there is good air circulation to avoid damage to your new investment.

# Jumbo Paddleback

**882**  
**24" Swivel Bar Stool**  
18¾"W x 17¾"D x 43"H



**898**  
**24" Stationary Bar Chair**  
18¾"W x 17¾"D x 43"H

**886**  
**30" Swivel Bar Stool**  
18¾"W x 17¾"D x 49"H

**902**  
**30" Stationary Bar Chair**  
18¾"W x 17¾"D x 49"H

**830**  
**Desk Chair**  
22½"W x 17¾"D x Adj. H

**820 Side**  
18¾"W x 17¾"D x 40½"H

**822 Arm**  
22½"W x 17¾"D x 40½"H



## HUMIDITY CONTROL

If the humidity in your home is too low, it may cause your furniture to dry out or crack. High levels of humidity may result in your furniture warping. The best environment for your Wengerd Wood Products furniture is to keep the relative humidity level in your home around 40–45%.

# Belmont Plain Leg / Springfield



## Belmont Plain Leg

**907 Side**  
19¼"W x 17¾"D x 42¼"H

**908 Arm**  
23½"W x 17¾"D x 42¼"H



**924**  
**24" Swivel Bar Stool**  
19¼"W x 17¾"D x 43"H

**928**  
**30" Swivel Bar Stool**  
19¼"W x 17¾"D x 49"H

**912**  
**Desk Chair**  
23½"W x 17¾"D x Adj. H



## Springfield

**1720 Side**  
18½"W x 15¾"D x 38½"H

**1721 Arm**  
23½"W x 15¾"D x 38½"H



**1724**  
**24" Swivel Bar Stool**  
18½"W x 15¾"D x 43"H

**1726**  
**30" Swivel Bar Stool**  
18½"W x 15¾"D x 49"H



**1732**  
**24" Stationary Bar Chair**  
18½"W x 15¾"D x 43"H

**1734**  
**30" Stationary Bar Chair**  
18½"W x 15¾"D x 49"H

**1723**  
**Desk Chair**  
23½"W x 15¾"D x Adj. H

# Benches

## Live Edge Bench

### **B-36 Bench**

36"W x 13"D

### **B-48 Bench** (shown)

48"W x 13"D

### **B-60 Bench**

60"W x 13"D

**Additional sizes available**



## Shaker Leg Bench

### **4212 Bench**

36"W x 13"D

### **4214 Bench** (shown)

48"W x 13"D

### **4216 Bench**

60"W x 13"D

**Additional sizes available**



# Children's Furniture



**Mission**

**676**  
**High Chair**  
20"W x 17"D x 35¼"H

## Sunrise



**686**  
**Youth Chair**  
14½"W x 12½"D x 36"H



**688**  
**Youth Chair**  
14½"W x 12½"D x 36"H



**684**  
**Rocker**  
14½"W x 12½"D x 24½"H

# Children's Furniture



**674**  
**Wrap Around Youth Chair**  
14¼"W x 12½" D x 30½"H

**652 Chair**  
12"W x 12"D x 24¼"H

**650 Table**  
25" Round



**656**  
**Child's Side**  
13"W x 12"D x 26¼"H



**654**  
**Child's Rocker**  
14½"W x 12½"D x 24¼"H



**672**  
**Youth Chair**  
14½"W x 12½"D x 36"H



**670**  
**High Chair**  
14½"W x 12½"D x 36"H

## Bow Sheaf

# Beaumont / Folding Chairs



**Beaumont**

**40I Side**  
19½"W x 17½"D x 41"H



**520**  
**24" Stationary Bar Chair**  
19½"W x 17½"D x 43"H

**522**  
**30" Stationary Bar Chair**  
19½"W x 17½"D x 49"H

## Folding Chairs



**200I Mission Folding Chair**  
18½"W x 16"D x 40½"H



**80IF Side Folding Chair**  
19½"W x 17½"D x 40½"H





## **WATER RESISTANT FINISH**

Our finish is spill resistant, but it's always wise to wipe up any spill immediately. Standing liquid can cause damage to the furniture over time.



## **SUNLIGHT EXPOSURE**

Try to place your new furniture in an area of your home where the sun will not shine directly on it. Continual exposure to sunlight (and fluorescent lights) can cause changes to the wood and/or finish.



## **NAIL POLISH REMOVER**

Avoid using nail polish remover on or near our furniture. Although we use high-quality heat and moisture resistant finishes on our furniture, nail polish remover will cause severe damage.



## **HEAT EXPOSURE**

Avoid placing your furniture in an area where a heat source is directed toward the furniture. Try to find a place where there is good air circulation to avoid damage to your new investment.



## **CLEANING RECOMMENDATIONS**

The only thing you really need to clean our furniture is a damp cloth. Dry dusting or wiping can cause harm to the furniture's finish by scraping small dirt particles onto the surface. If you wish to use a polish, avoid products with silicone, wax solvents or abrasives. Your dealer can recommend a suitable product.



## **HUMIDITY CONTROL**

If the humidity in your home is too low, it may cause your furniture to dry out or crack. High levels of humidity may result in your furniture warping. The best environment for your Wengerd Wood Products furniture is to keep the relative humidity level in your home around 40–45%.

**QUICK  
SHIP**

3 to 6 Week Lead Time



**101 Galveston G2 Shaker**

Brown Maple with  
S-43131 Tanbark Stain



**103A Raleigh Shaker**

Brown Maple with  
OCS-117 Asbury Stain



**103B Raleigh Shaker**

Rustic Cherry with  
OCS-102 Fruitwood Stain



**105 Galveston Pub**

Wormy Maple/Walnut Combo  
with OCS-100 Natural Stain

**3 to 6 Week Lead Time**

**106 Sierra**

Brown Maple with  
OCS-117 Asbury Stain



**107 Fiona**

Brown Maple/Elm Combo with  
S-41248 Castle &  
K-503 Spanish Oak Stain



**110 Richland**

Sap Cherry with  
S-43131 Tanbark Stain



## AUTHENTIC SERIES

The Authentic Series consists of adding extreme distressing to any of our chairs and tables in Rustic Brown Maple and is available in the six colors shown below:



MESSNER  
See page 40

Authentic White



Native Stone



Chapparral



Century



Charred Black



Black

