



BREED STANDARD

Revision: 08/2023 jmv

CERE:

To be fine and even in texture with color shading to blend in with the color of the bird so as to be as inconspicuous as possible.

EYE:

To be very bright and prominent. Iris shading from orange to orange-red with plenty of luster. Eye to be approximately seven-eighths inches from the top of the skull to the center of the eye.

STATION:

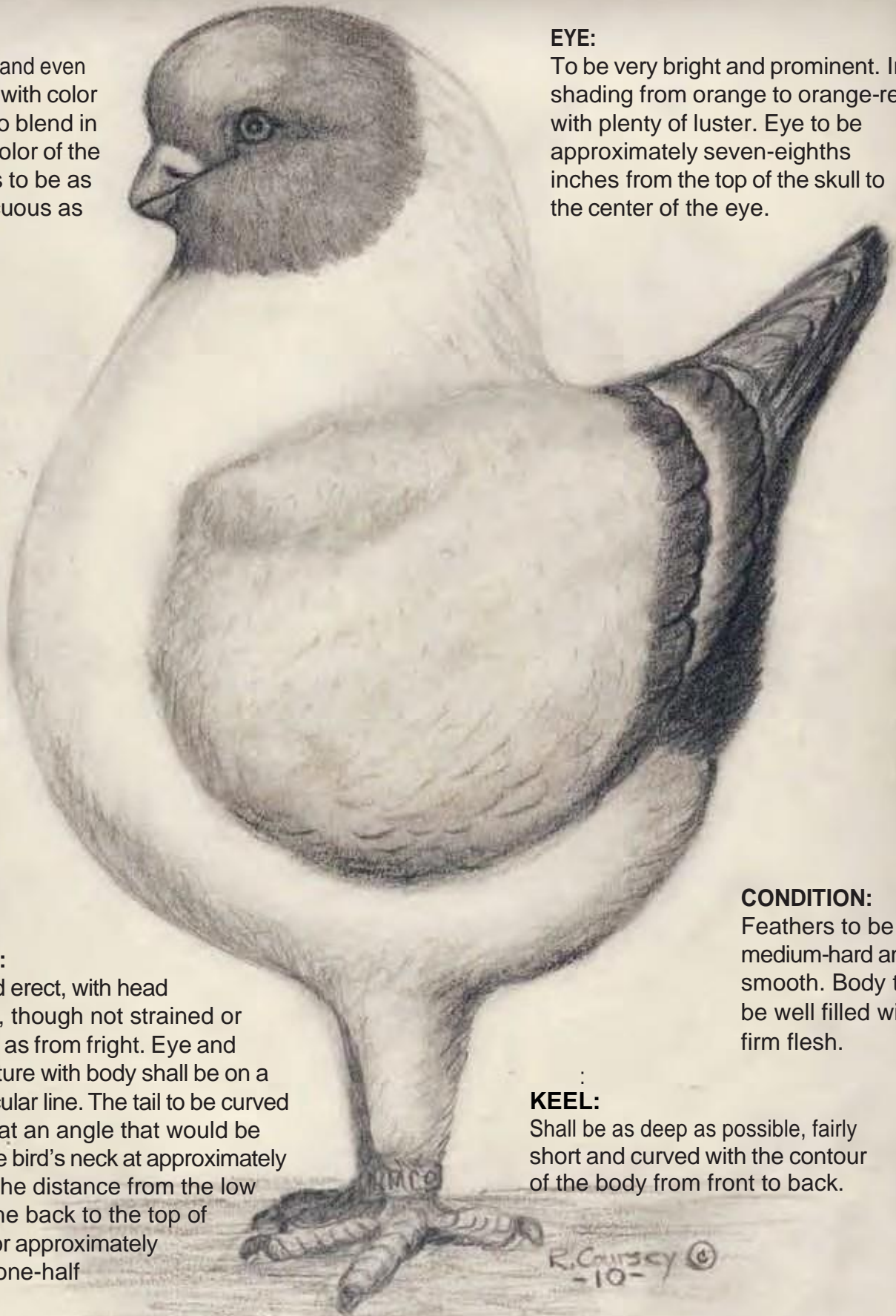
Proud and erect, with head held high, though not strained or stretched as from fright. Eye and wing juncture with body shall be on a perpendicular line. The tail to be curved upwards at an angle that would be level at the bird's neck at approximately one-half the distance from the low point of the back to the top of the skull or approximately one and one-half inches.

CONDITION:

Feathers to be medium-hard and smooth. Body to be well filled with firm flesh.

KEEL:

Shall be as deep as possible, fairly short and curved with the contour of the body from front to back.



BREED STANDARD

OFFICIAL NATIONAL MODENA CLUB STANDARD

NECK:

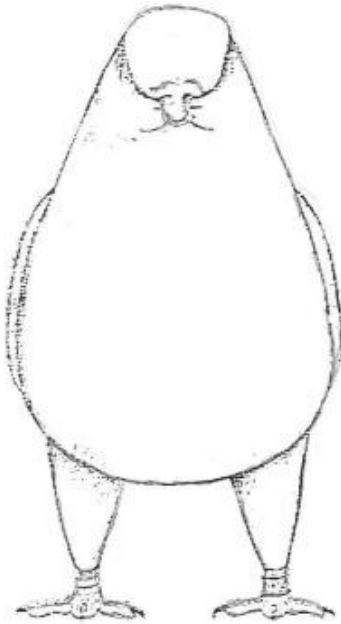
Of medium length or approximately three inches from the low point of the back to the top of the skull. It shall graduate in fullness from top to chest. The neck shall not have a distinct gullet and should not be pinched at the throat. The neck shall be tilted slightly back with no trace of neck shaking or overstyling. The "stout bull neck" is most desirable.

HEAD:

Shall be of medium length, approximately two and one-half inches from front to back on a level line of the eye and approximately one and one-half inches wide. Curve of head shall be graceful from beak to neck.

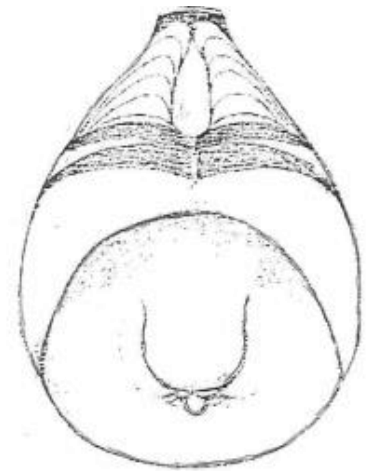
TAIL:

Very short and broad webbed. To be folded tightly. Tail to be curved in a graceful curve. Tip to be approximately one and one-half inch above the low point of the back. Tail shall be approximately one-quarter inch longer than the wing flights.



SHAPE:

Chest broad, round and prominent. Back wide at the shoulders, short and well rounded, not flattened. Body to be deep, short, broad and cobby with rump broad enough to support the wings. The shape shall be well rounded in a graceful curve when viewed from any angle. The legs to be located in the direct center of the profile.



LEGS AND FEET:

The legs to be 2 1/4" in length and be very straight, with thighs well shown. The feet and toes to be bright red and free of any feathering. The feathers down to the bottom of the band are permissible. The toes to be of fine texture and well spread out. Legs to be as wide apart as possible to keep the bird in proportion.

WINGS:

Short, deep, tightly folded, carried well cocked up. Wing butts shall blend smoothly with the chest, with the tips lying upon the tail. Flight feathers to be short and broad. Covert feathers to meet on the back so there is no hole or open back showing.

BEAK:

The beak shall be short and broad, approximately five-eighths of an inch from the feather line above the wattle to the tip of the beak. Beak to be free of any discolorations. The wattle shall be small and of fine texture.

NATIONAL MODENA CLUB STANDARD

Cere: To be fine and even in texture with color shading to blend in with the color of the bird, so as to be as inconspicuous as possible.

Eye: To be very bright and prominent. Iris shading from orange to orange-red with plenty of luster. Eye to be approximately seven-eighths inches from the top of the skull to the center of the eye.

Station: Proud and erect, with head held high, though not strained or stretched as from fright. Eye and wing juncture with body shall be on a perpendicular line. The tail to be curved upwards at an angle that would be level at the bird's neck at approximately one half the distance from the low point of the back to the top of the skull, or approximately one and one-half inches.

Condition: Feathers to be medium-hard and smooth. Body to be well filled with firm flesh.

Keel: Shall be as deep as possible, fairly short and curved with the contour of the body from front to back.

Neck: Of medium length or approximately three inches from the low point of the back to the top of the skull. It shall graduate in fullness from top to chest. The neck shall not have a distinct gullet and should not be pinched at the throat. The neck shall be tilted slightly back with no trace of neck shaking or overstyling. The "stout bull neck" is most desirable

Head: Shall be of medium length, approximately two and one-half inches from front to back on a level line of the eye and approximately one and one-half inches wide.

Tail: Very short and broad webbed. To be folded tightly. Tail to be curved in a graceful curve. Tip to be approximately one and one-half inch above the low point of the back. Tail shall be approximately one-quarter inch longer than the wing flights.

Shape: Chest broad, round and prominent. Back wide at the shoulders, short and well rounded, not flattened. Body to be deep, short, broad, and cobby with rump broad enough to support the wings. The shape shall be well rounded in a graceful curve when viewed from any angle. The legs to be located in the direct center of the profile.

Legs and Feet: The legs to be two and one-quarter inches in length and be very straight, with thighs well shown. The feet and toes to be bright red and free of any feathering. The feathers down to the bottom of the band are permissible. The toes to be of fine texture and well spread out. Legs to be as wide apart as possible to keep the bird in proportion.

Wings: Short, deep, tightly folded, carried well cocked up. Wing butts shall blend smoothly with the chest, with the tips lying upon the tail. Flight feathers to be short and broad. Covert feathers to meet on the back so there is no hole or open back showing.

Beak: The beak shall be short and broad, approximately five-eighths of an inch from the feather line above the wattle to the tip of the beak. Beak to be free of any discolorations. The wattle shall be small and of fine texture.

Feather Color: Color in all classes is to be very rich, lustrous, and pure with much sheen. All self-colored birds to be evenly colored throughout. Where two or more colors are present on the same feather, these colors should be in sharp contrast to each other.

NATIONAL MODENA CLUB STANDARD

Forward: The primary purpose of any standard is to guide the breeder in his quest to produce uniform specimens that most nearly resemble the ideal. It follows then that the Standard must also be the guide for the men chosen to judge our shows, and consistent evaluation in all sections of our scale of points is our goal.

Periodic revision of our Standard is a healthy sign of advancement and this committee has endeavored to clarify, especially in the color descriptions, the standard wording. We have included a glossary of common terms, some of genetic importance, for reference.

We hope to impress in the minds of all members that the Modena is a balanced bird with many equally important sections, that we should recognize and search for desirable traits and not be overly concerned with minor faults, that in the evaluation of each bird, the judge must adhere to the scale of points regardless of personal preference.

SCALE OF POINTS

Shape of body	20
Station	20
Head, Neck, and Eye	20
Color and Markings	20
Legs	10
Condition	10
Total	100

Size: Using a given figure of ten inches as the ideal height, and seven inches as the ideal length, the physical conditions shall be broken down as follows: The ideal length of the neck shall be three inches from the top of the skull to the low point in the back, and five inches as the ideal width. The body profile shall be approximately 4 $\frac{3}{4}$ inches in depth. (Low part of the back to the bottom of the body)

The legs shall be 2 inches to 2 $\frac{1}{4}$ inches in length. These measurements are to be considered the ideal and should be used in all judging. However, overall balance shall be more important than the exact measurements.

Shape: Chest broad, round, and prominent. Back wide at the shoulders, short and well rounded, not flattened. Body to be deep, short, broad, and cobby, with rump broad enough to support the wings. The shape shall be well rounded in a graceful curve when viewed from any angle. The legs to be located in the direct center of the profile.

NATIONAL MODENA CLUB STANDARD AND COLOR CHART

The Standard Revision Committee (SRC) is tasked with the responsibility of receiving and reviewing all proposed changes or revisions in the NMC Standard. They must prepare and edit all text and illustrations that both specify and depict the intended ideal for the Modena Pigeon.

NATIONAL MODENA CLUB STANDARD

Pattern and Pigmentation (Color)

Pattern: There are four basic patterns of color in the Modena breed, the Barred, the Checked or Tri-marked, the T-pattern, and the Barless is the fourth alternative (allele), but it is seldom seen.

The desirable **BAR-PATTERN** has a clear solid colored wing with two (2) evenly curved bars, to be as wide as possible, starting over the back and curving down to the bottom of the wing. The back edge of each bar is edged with a distinct, fine pencil line. This edging is indistinct (not perceptible or visible) in Ash-Red pigmented (colored) birds.

The **CHECKED** or **TRI-MARKED PATTERN** shows the same two bars except they are irregular or saw-toothed along the back edge. Each feather on the shoulder portion of the wing between the wing butts and the bars is checked with portions of the ground color and the bar color, the two colors being separated by a fine V-shaped edging. This edging is also indistinct (not perceptible) in the Ash-Red birds.

The **T-PATTERN** shows none of the basic ground color on the wing, the whole wing being the same color of the bar of the color family. The wing can be Clear, Laced, or T-checked. The T-checked birds should show this same lacing along with a definite wedge of the bar edging color on each feather.

The tail bar of each color shall match the smooth spread pigment of the individual bird. Blue Intense – Black tail bar, Brown Intense – Brown tail bar, Brown Dilute – Khaki tail bar. Ash-Red – Light Ash or Lavender; however, it is usually indistinguishable.

PIGMENTATION (Color): There are three basic color pigments in Modenas: Blue, Brown, and Ash-Red. In all three color pigments, the ground color becomes darker as we progress from the Bar-Pattern to the Tri-Pattern, or the Check-Pattern, then to the T-Pattern.

The following color chart is arranged in such a manner as to show the relationship of our Modena colors to each other in regard to pigment and pattern. The color descriptions apply to both Schietti and Gazzi, with the exception of the white on the Gazzi body.

THE BLUE FAMILY

Blue: (Blue Pigment – Intense – Bar Pattern)

Head color to be a rich even shade of medium blue-gray. Neck feathers a bit darker shade showing a rich sheen to primarily green and secondary purple. The wing feathers to be a lighter shade of blue-gray with the blackish tips of these feathers. When folded, you should see two bars of rich bronze with a fine pencil line of black. The lower back and rump should be a rich light powdery blue-gray. All other body feathers should be an even shade of medium blue-gray. The tail is a bit darker shade of blue-gray.

Bronze-Tri: (Blue Pigment – Intense – Tri or Check Pattern)

The head, neck, and body similar to the Blue, but a darker shade with the neck feather showing plenty of green-sheen. The tri markings on the wings to be open and carried evenly to the wing butts. Each feather showing portions of Bronze and Blue with a Black V separating the two colors.

Bronze: (Blue Pigment – Intense – T Pattern)

Head and neck to be a deep purplish color shading to black, showing plenty of rich green sheen and luster. Breast, back, and body feathers to be bluish-black color throughout. Tail is blue-black. (Bronze color on head markings and on fluff under tail is permitted on Gazzi, but not preferred.) Wing color to be a deep, clear, rich shade of Bronze. Flights to have Bronze color running on both sides of quill and blending into the back of the tips. Quills to be black. As in all T-patterns, there are three divisions: Clear, Laced and T-checked. The Clear is described above. The Laced has each Bronze wing feather laced in black. In the T-checked variety, every feather has the black lacing plus a wedge or check of black.

Black: (Blue Pigment – Intense – Spread Factor)

Color over entire body, head, neck, and wings to be coal black with plenty of sheen showing throughout, but especially on the neck. The black should be even throughout and should extend down into the under feather.

Silver: (Blue Pigment – Dilute – Bar Pattern)

Head color a rich shade of light natural gray shading to fawn. Neck feathers a bit darker shade of the same color. The wing feathers should be a shade of lighter gray-fawn with color carried well throughout the primary and secondary feathers, blending in with the dun colored tips. When folded, you should see two bars of rich Sulphur, edged with a pencil line of dun. Tail a bit darker shade of gray-fawn.

Sulphur-Tri: (Blue Pigment – Dilute – Tri or Check Pattern)

The head, neck, and body a medium shade of gray-fawn, a bit darker than the color on the Silvers. Tri markings on the wings to be open and carried evenly to the wing butts. Each feather on the wing showing portions of Sulphur and gray-fawn divided by a V of dun color.

Sulphur: (Blue Pigment – Dilute – T Pattern)

The head, neck, body, and tail color to be a deep rich dun color. Wing color to be a deep rich shade of Sulphur. (Sulphur color on head and fluff under tail of Gazzi is permitted but not preferred.) Three divisions as in all T-patterns: Clear Sulphur, Dun-Laced, and Dun-Checked.

Dun: (Blue Pigment – Dilute – Spread Factor)

Color over entire body, head, neck and wings to be a rich, even shade of brownish-steel gray throughout.

THE BROWN FAMILY

Silver-Dun: (Brown Pigment – Intense – Bar Pattern)

The body and wing color is a light clear brownish-gray shading to brown on the head and neck hackle. The bars on the wings are rich russet-red color with a pencil edging of brown.

Russet-Tri: (Brown Pigment – Intense – Check or Tri Pattern)

The head, neck, and body color a clear, medium shade of brownish-gray, a bit darker than on the Silver Dun. Tri markings on the wings to be open and carried to the wing butts showing portions of russet and brownish-gray with a brown V on each feather separating the two colors.

Russet: (Brown Pigment – Intense – T Pattern)

The head, neck, and body color a medium shade of brownish-gray, a bit darker than on the Russet-Tri. The wing color is a plain, rich russet-red color. Three classes: Plain, Brown-Laced and Brown-Checked.

Brown: (Brown Pigment – Intense – Spread Factor)

The head, neck, body, wings, and tail should be an even shade of rich chocolate brown.

Silver-Cream: (Brown Pigment – Dilute – Bar Pattern)

Body, neck, wing, and tail color a soft tan-gray shading to khaki on the neck and neck hackle. The bars on the wings are a clear shade of ochre with an edging of khaki.

Ochre-Tri: (Brown Pigment – Dilute – T Pattern)

Body, head, neck, wing, and tail color a medium shade of tan-gray shading to khaki on the head and neck hackle. A bit darker than on the Silver-Cream. Tri markings on the wings to be open and carried evenly to the wing butts showing portions of the tan-gray and ochre separated by a V of khaki on each other.

Ochre: (Brown Pigment – Dilute – T Pattern)

Body, head, neck, wing, and tail color a medium shade of tan-gray shading to khaki on the head and neck hackle. Color a bit darker than on the Ochre-Tri. The wing color is plain ochre. Three divisions: Plain, Laced or Check with Khaki.

Khaki: (Brown Pigment – Dilute – Spread Factor)

The head, neck, wing, body, and tail should be an even shade of khaki.

THE ASH RED FAMILY

Mealy: (Ash Red Pigment – Intense – Bar Pattern)

The body and wing color a clear lavender-gray shading to a rich claret-red on the head and hackle. The bars are clear claret-red. The tail is an even shade of lavender-gray with as little flecking as possible. (The edging on the bars and the tail bar is not apparent on the bird.)

Red Checked: (Ash Red Pigment – Intense - Tri or Check Pattern)

The body color a clear, medium dark lavender-gray shading to a rich claret-red on the head and hackle. Checking on the wings to be open and carried evenly to the wing butts. Each feather on the wing showing portions of lavender-gray and claret-red. The tail is lavender-gray with as little black flecking as possible.

Cream: (Ash Red Pigment – Dilute – Bar Pattern)

The body and wing color, a very soft cream-gray shading to a rich golden-cream on the head and hackle. Wing bars a rich golden-cream. Tail, a very pale creamy-gray shading to ash-white with as little flecking as possible.

Yellow Checked: (Ash Red Pigment – Dilute – Tri or Check Pattern)

The body color a soft cream-gray shading to a rich golden-cream on the head and hackle. Body color is a bit darker than on the creams. Checking on the wings to be open and carried evenly to the wing butts. Each feather on the wing showing portions of cream-gray and golden-cream. Tail a very pale cream-gray shading to ash-white with as little flecking as possible.

OTHER COLORS

Red: (Red Pigment – Intense – Recessive Red Factor)

A deep even shade of red, more of a chestnut, leaning a bit toward blood-red, over all portions. Color carried down to the skin with feather shafts colored red. Should show plenty of sheen on the neck. Beak and toenails a light horn color.

Gold: (Red Pigment – Pale Factor – Recessive Red Factor)

Color midway between red and yellow, but with a deep orange cast. This color is distinctly different from red and yellow, being recessive to red, but dominant to yellow. Beak and toenails a light horn color.

Yellow: (Red Pigment – Dilute – Recessive Red Factor)

A deep even golden yellow color throughout. Color carried well down to the skin with feather shafts colored yellow, showing plenty of sheen on the neck. Beak and toenails flesh colored.

Lavender: (Blue Pigment – Intense or Dilute – Milky and Spread Factor)

In the intense variety, the color is very often rich lavender-gray throughout. In the dilute variety, the color is a soft silver-lavender shade.

Andalusian: (Blue Pigment – Intense – Indigo and Spread Factor)

The body and tail are an even shade of midnight-blue shading to black on the head and neck. The wing is a bit brighter with dark blue edging on each feather. The indigo factor may be applied to any of the standard colors, but only the black indigo described here is to be known as Andalusian.

Bar-Patterned Grizzle: (Pigment: Ash-Red, Blue, or Brown – Intense or Dilute – Grizzle Factor – Bar Pattern)

Head, neck, body, wing, and tail color the same as the basic, with the addition of white flecks superimposed on top of the standard color. This grizzling effect to be most noticeable upon the body, shoulder, head and neck, while nearly absent on the wing-bars, and tail-bar. An evenly distributed uniform grizzling is desired. White feathers will be considered a fault as in the base color. White patches or mottling will be considered a serious fault. All other faults to be the same as for the base color.

Tri & T-Patterned Grizzle: (Pigment: Ash-Red, Blue, or Brown – Intense or Dilute – Grizzle Factor – Tri & T Pattern)

Head, neck, body, wing, and tail color the same as the basic, with the addition of white flecks superimposed on top of the standard color. This grizzling effect to be most noticeable upon the body, shoulder, head and neck, while nearly absent on the wing-pattern, and tail-bar. An evenly distributed uniform grizzling is desired. White feathers will be considered a fault as in the base color. White patches or mottling will be considered a serious fault. All other faults to be the same as for the base color.

Magnani: (Any Pigment – T Pattern – Almond Factor)

Magnani is a factor, which alters or modifies any color that it is introduced into by causing flecks of various colors to appear in the feathering over all parts of the bird. The base color to strive for is rich yellow-brown or almond color. The flecks vary in size and color but should be even in distribution. There must be at least three (3) colors on the bird. Flecking is usually more predominant on the head, neck, and flights, but if on every feather of the bird, so much better. Each feather of the primaries and secondaries should have three colors in the patches. The even distribution of the three or more colors throughout the bird is called break. Perfection would be the same amount of break on each feather. The more break and the better the distribution, the better the color of the Magnani.

Mottle: (Any Pigment – Intense or Dilute – Grizzle (G) Factor – Recessive Red* and Spread Factor)

Mottle will be recognized in both Gazzi and Schietti, Recessive Red and Spread Factor. The ideal would have the bird mottled approximately 50-50, white and the base color. Mottling to be evenly distributed. The ten primary wing flights, the ten secondary wing flights, and tail feathers to be of the base color. White can show on these feathers, but the quill must be of the base color. Beak, toenails, eyes, and eye ceres to conform to the color description of the base color. Faults: Birds exhibiting uneven mottling, less than 50-50 distribution, or having large patches, to be penalized in accordance to their imbalance. All other faults to be the same as for the base color.

*(Revision dated 04/22/2005) – Citing “The Pigeon Breeders Notebook and Introduction to Pigeon Science” by Joseph W. Quinn – Regarding Grizzle (G), Recessive Red (e), and Spread (S), both suppress the effects of Grizzle, as do most of the Bronzes. This effect is very apparent in Black and Red Mottles, which are genetically Spread (Black) and Recessive Red Pattern (CT), Checker (C), Bar (C+), and Barless (c). As mentioned earlier, Spread (S) also masks pattern, but Recessive Red masks Spread. In combination with Grizzle, Recessive Red suppresses the expression of (G), but does not mask it, and the result is Recessive Red or Yellow Mottle. (2005 NMC Standard Revision Committee)

White: (No Feather Pigment)

Feather on the head, neck, body, tail, and wings shall be pure white. The quills and all parts should be white. Bull or orange eyes permitted. Eye-cere red; beak and toenails flesh color.

Argent: (Any Pigment – Any Intensity – Toy Stencil Factor)

The Argent differs from the other standard colors in wing coloration only. The body, head, and tail colors being comparable. Argents are bred in three patterns: Barred, Tri or Checked, and T-Pattern. The difference in wing color is due to the “toy stencil” factor appearing as a silvery-white in areas where the bronze factor is found in other colors. Argents also have white wing color, according to pattern on otherwise self-colored birds. The Argent will be recognized in any of the standard colors, except white. T-Patterned Argents should be rich in body color, having white wing-shield feathers, being distinctly laced with a fine edging of the same coloration as the body pigment. Barred Argents to be the same, except they have white bars. Tri or Checked Patterned Argents (sometimes known as Spangle) to be the same as the T-Pattern, except the Tri or Checked Pattern is present.

Opal: (Any Pigment – Intense or Dilute – Any Factor – Any Pattern)

The Opal differs from other standard color classes in wing-pattern coloration and tail-band coloration. All body and head colors being slightly lighter in color. The wing coloration is to be an off white. The tail band to be faded.

Reduced: (Any Pigment – Intense or Dilute – Any Factor – Any Pattern)

Reduced is a recessive sex-linked mutation that reduces the pigment in the color to give it a lighter and softer color.

NCC: (Non-Classified Colors)

This class is for all colors that are different by virtue of color pigment, pattern, or color modifiers, from those colors now recognized. They are divided into two groups, Schietti and Gazzi. Color on NCC exhibits should be rich in color and free of smut. Patterns and markings are similar to the base color with consideration given to the color modifier. All NCC colors must be entered by their proper color description or the entry will not be judged. Examples: (Blue Indigo, Bronze Tri Milky, Silver Barless) All NCC colors entered must be a genetically recognized color that carries a genetic symbol. Examples: Indigo {In}, Milky {my}, Barless {c}

PROCEDURE TO ADD A NEW COLOR TO OUR STANDARD

Any member in good standing may initiate a proposal in writing to the Standard Revision Committee:

- A) To add a new color class to the list of recognized color classes
- B) To change or modify the description of an existing color class

Items A or B must be submitted by April 1st of each year to the Standard Revision Committee Chairman.

A proposal to add a new color class must include:

- A) A complete and accurate color-class description.
- B) Evidence that exhibits of the proposed color class are being shown at NMC meets.
- C) Provide photographs of proposed color-class exhibits to the Standard Revision Committee.

CATEGORIZATION OF FAULTS

Minor: Discolored toenails, crooked keels, slightly stained beak, crossed flight tips, beetle brow, feathers below the leg band, minimal droopy eyelid.

Moderate: Open back, long beak, loose feathers behind the legs, broad/fan-tail, slight neck clefts, lion mane, heavily stained beak, legs lacking substance (i.e. long shanks), belly white on Schietti (other than whites), colored feathers on white body of Gazzi, and any feather that does not go with a color on a bird.

Major: Legs not straight or in wrong position on body, soft/ragged feathers, breast cleft, awry tail, droopy eyelid, one wing carried below the tail, overstyle, extreme neck clefts, split wing, head crouching – carries tail above head.

Disqualifications: Broken or unmatched eyes, bull eyes (except on whites), any missing flights, other than Modena type, scissor beak, white flights or tail support feathers (except on whites), both wings carried below the tail, neck shaking, extreme over trimming, poor condition (sick bird, showing insect damage or disease, feathers in rough condition).

CONTINUITY OF JUDGING

The SRC members will be observing the judging at each NMC meet they attend, so that the SRC can try to monitor the continuity of the judging. At the end of the show season, they will compile a report of how the faults are being dealt with, with suggestions, and have it sent out to the membership, so the judges for the following year are made aware. No names of judges or meets will be mentioned.

FAULT CATEGORY DEFINITIONS

Lion Mane: This is the extra heavy layer of feathering on the front neck location depicting a break in the continuity, thus giving a coarse appearance rather than a smooth one.

Beetle Brow: This is the excessive heavy feathering that extends down over the eyelid, thus obscuring the top half of the eye.

Awry Tail: This is the condition where the entire tail is twisted to one side at an angle, not straight.

Neck Cleft: This condition produces an interruption in the feathers on the side of the neck. It is usually a horizontal line of twisted feathers that are indented, exhibiting a crease, thus a break in continuity.

Breast Cleft: This condition produces an interruption in the feathers on the breast. It is usually a vertical line of twisted feathers that are indented, exhibiting a crease, thus a break in the continuity.

GLOSSARY OF TERMS

Wild Type: Normal blue-barred pigeon showing no altering factors.

Pattern Type: Resulting from various arrangements of coarse spread pigments.

Markings: Effect on non-pigmented white feathers, in a definite arrangement, on any colored bird.
Example: Gazzi.

Pigment: Microscopic granules colored Black, Red, or Brown found throughout the feather structure.

Intense: Used in reference to colors where pigment is normal (non-Dilute).

Dilute: A factor altering normal pigment arrangement. The pigment granules being smaller and fewer, giving the effect of a different color, sometimes referred to as “soft colors”.

Coarse Spread: Used in reference to pigment found in wings, check and pattern.

Smooth Spread: Used in reference to pigment found on tail bars, end of flights, and the fine edging of coarse areas. Example: wing-bar edging.

Factor: Common term for gene or theoretical unit of inheritance. Self: A solid color bird.

Dominant: Term used to indicate a trait of one parent that conceals that of the other.
Example: Schietti is Dominant over Gazzi, Red is dominant over Yellow.

Epistasis: The effect when one factor hides or masks another factor which is not an alternative.
Example: Red is epistatic to Bronze.

Schietti: Modena not showing Gazzi markings.

Gazzi: A marked Modena with a white body, colored head, tail and wings.

Andalusian: Black with Indigo factor.

White: Total absence of color pigment.

Stencil: Color factor effecting coarse spread pigment producing the various colored patterns whether Bronze or Argent (silver-white).

Bronze Color: Blue coarse spread pigment modified by bronze factor.

Color factors: Characteristics that change the basic color pigments. Example: other than Stencil: Milky (Lavender), Indigo, Faded, Grizzle, Almond (Magnani), and Pale (Gold).

Pattern Factors: Characteristics that change coarse spread arrangement from wild type.
Example: Bar, Check, Tri marked or T-pattern.

NCC or Non-Classified Color: A class to include all colors not already listed in the Standard Color Classifications.

Official National Modena Club Standard Drawing

