

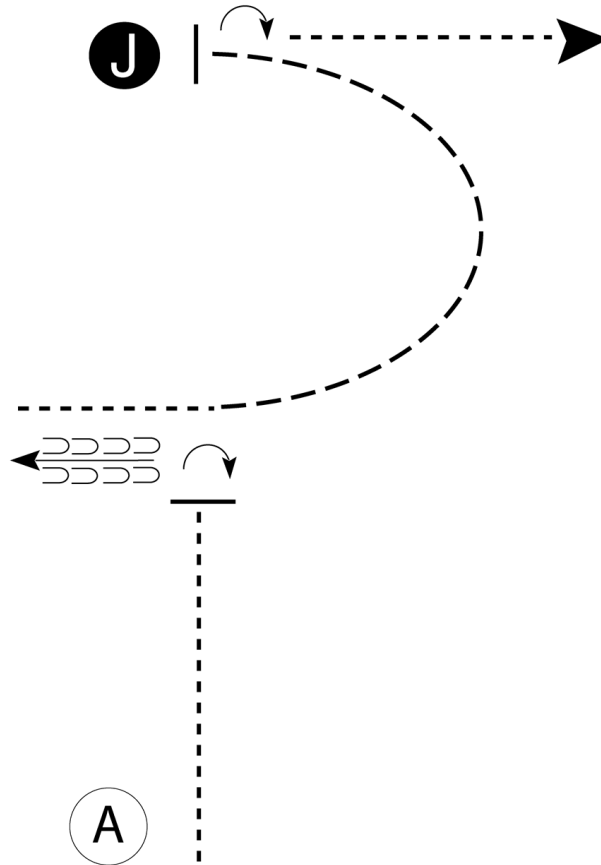
PINE TREE CLASSIC

SHOWMANSHIP (APHA NOV/AQHA LEV 1)

Show Date: MAY 26 & 27 2023

w w w . H o r s e S h o w P a t t e r n s . c o m


w w w . H o r s e S h o w P a t t e r n s . c o m



Be ready at A.

1. When acknowledged, walk half way to Judge.
2. Stop and perform a 1/4 turn.
3. Back approximately one horse length.
4. Walk until even with Judge.
5. Trot in a half circle to Judge.
6. Stop and set up for inspection.
7. When dismissed, perform a 1/2 turn and walk straight away from Judge.

Follow the instructions of your ring steward.

- Walk -----
Trot - - - - -
Back ← 
Marker (B)
Judge (J)

Pattern Provided by:

[S/1-80]

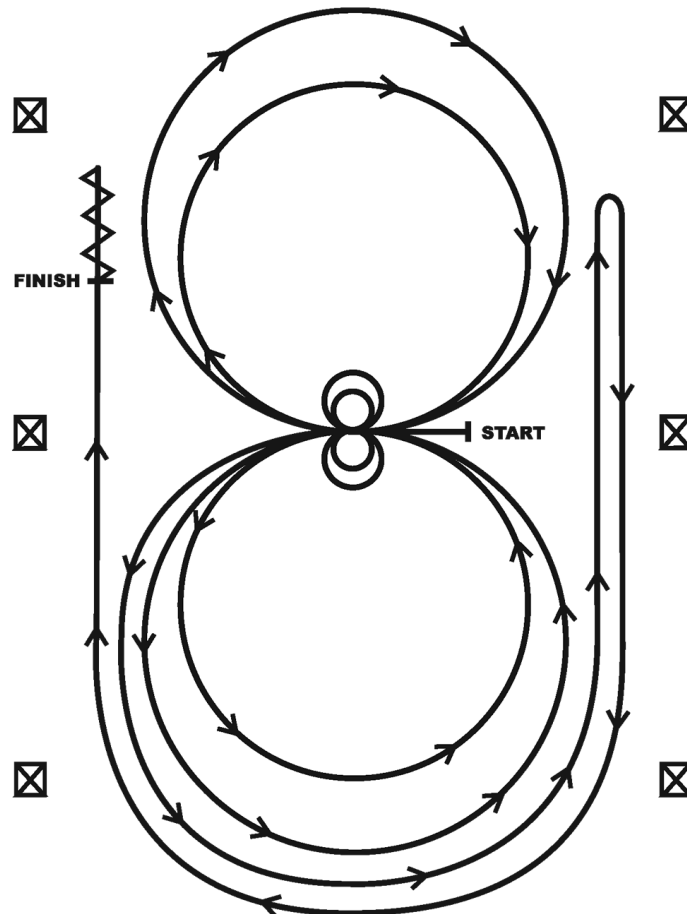
PINE TREE CLASSIC

REINING (NOVICE /ROOKIE)

Show Date: MAY 26 & 27 2023

REINING PATTERN A

Approved only for Level I Youth & Amateur, Youth 13 & Under



Horses may walk or jog to the center of the arena. Horses must walk or stop prior to starting the pattern. Beginning at the center of the arena facing the left wall or fence.

1. Beginning on the left lead, complete two circles to the left. Stop at the center of the arena. Hesitate.
2. Complete two spins to the left. Hesitate.
3. Beginning on the right lead complete two circles to the right. Stop at the center of the arena. Hesitate.
4. Complete two spins to the right. Hesitate.
5. Beginning on the left lead, go around the end of the arena, run down the right side of the arena past center marker, stop and roll back right.
6. Continue around the end of the arena to run down the left side of the arena past the center marker. Stop. Back up. Hesitate to demonstrate completion of the pattern. See the Judges' Guide for a summary of other allowances made in the Handbook.

[R/AQHAP-A]

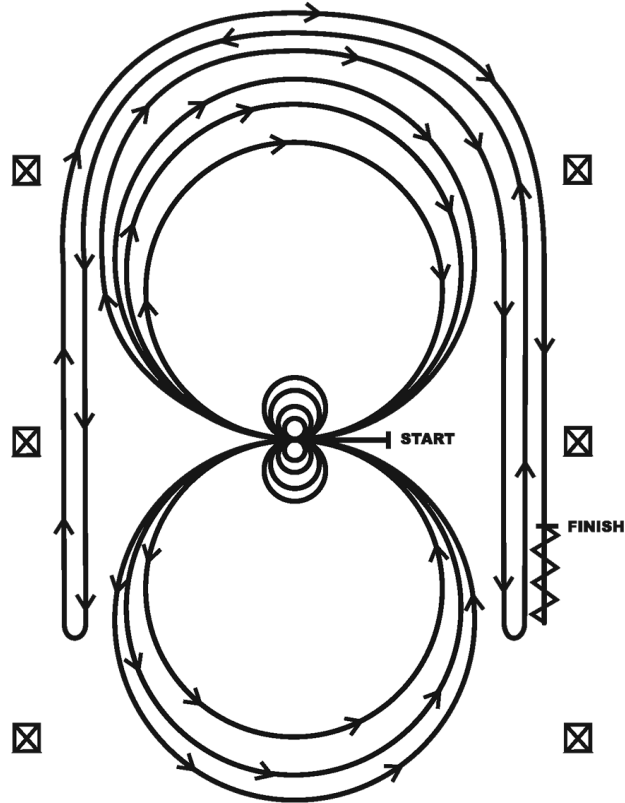
Pattern Provided by:

PINE TREE CLASSIC

REINING (OPEN/ YA/ AM)

Show Date: MAY 26 & 27 2023

REINING PATTERN 8



Horses may walk or jog to the center of arena. Horses must walk or stop prior to starting pattern. Beginning at the center of arena facing the left wall or fence.

1. Complete four spins to the left. Hesitate.
2. Complete four spins to the right. Hesitate.
3. Beginning on the right lead, complete three circles to the right: the first circle large and fast; the second circle small and slow; the third circle large and fast. Change leads at the center of the arena.
4. Complete three circles to the left: the first circle large and fast; the second circle small and slow; the third circle large and fast. Change leads at the center of the arena.
5. Begin a large circle to the right but do not close this circle. Run straight down the right side of the arena past the center marker and do a left rollback at least twenty feet (six meters) from the wall or fence—no hesitation.
6. Continue back around the previous circle but do not close this circle. Run down the left side of the arena past the center marker and do a right rollback at least twenty feet (six meters) from the wall or fence—no hesitation.
7. Continue back around the previous circle but do not close this circle. Run down the right side of the arena past the center marker and do a sliding stop at least twenty feet (six meters) from the wall or fence. Back up at least ten feet (three meters). Hesitate to demonstrate completion of the pattern.

[R/AQHAP-8]

Pattern Provided by:

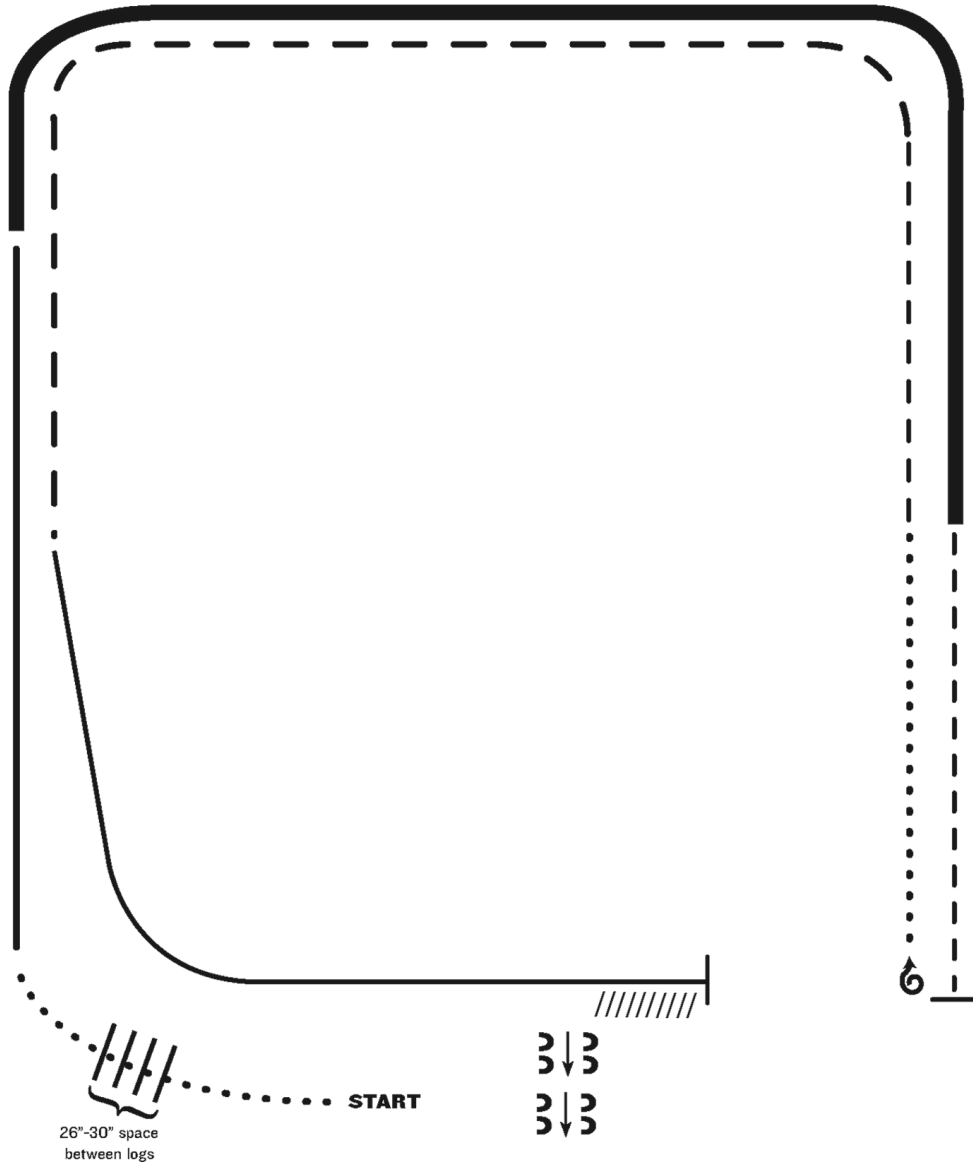
PINE TREE CLASSIC

RANCH RIDING (OPEN/ YA/ AM)

Show Date: MAY 26 & 27 2023

w w w . H o r s e S h o w P a t t e r n s . c o m

w w w . H o r s e S h o w P a t t e r n s . c o m



1. Walk
2. Walk over logs
3. Lope right lead
4. Extended lope (right lead)
5. Trot
6. Stop, 1 1/2 turns right
7. Walk
8. Trot
9. Extended trot
10. Lope left lead
11. Stop and Back
12. Side pass right

Note: The drawn description of this pattern is only intended for the general depiction of the pattern. Exhibitors should utilize the arena space to best exhibit their horses.

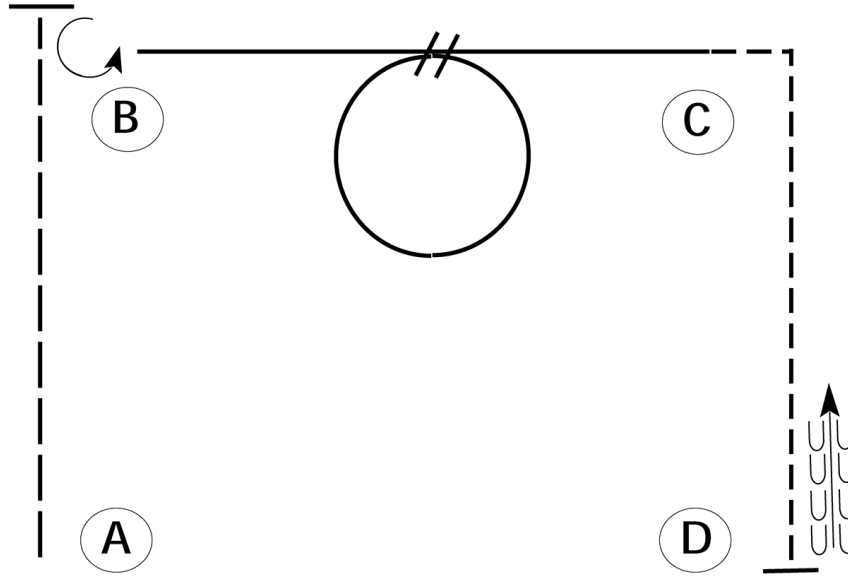
[RR/AQHA-6]

Pattern Provided by:

PINE TREE CLASSIC

HORSEMANSHIP (LEVEL ONE/NOVICE/ALL BREED)

Show Date: MAY 26 & 27 2023



Be ready at A.

1. Extended trot from A past B.
2. Stop past B and perform a 270 degree turn to the left.
3. Lope on the left lead halfway to C.
4. Perform a simple lead change and lope a circle to the right.
5. Continue to lope to C.
6. At C, break to a jog and jog to D.
7. Stop and back approximately one horse length.

Follow the instructions of your ring steward.

Walk	-----
Jog	- - - - -
Extended Jog	— — — —
Lope	—————
Lead Change	— / —
Back	← — — — —
Marker	(B)

[WH/1-88]

Pattern Provided by:

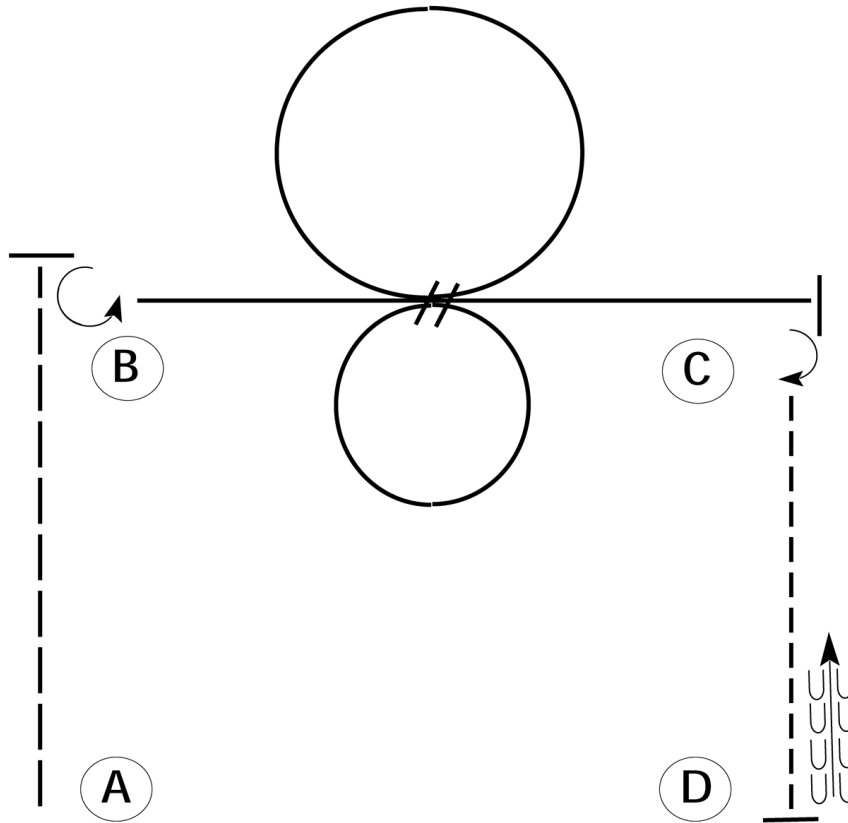
PINE TREE CLASSIC

HORSEMANSHIP (YOUTH / AMATEUR)

Show Date: MAY 26 & 27 2023

w w w . H o r s e S h o w P a t t e r n s . c o m

w w w . H o r s e S h o w P a t t e r n s . c o m



Be ready at A.

1. Extended trot from A past B.
2. Stop past B and perform a 270 degree turn to the left.
3. Lope on the right lead halfway to C.
4. Perform a small, slow circle to the right.
5. Change leads and perform a large, fast circle to the left.
6. Continue to lope past C and stop.
7. Perform a 1/4 turn to the right.
8. Jog to D.
9. Stop and back approximately one horse length.

Follow the instructions of your ring steward.

Walk	-----
Jog	-----
Extended Jog	-----
Lope	-----
Lead Change	
Back	
Marker	(B)

[WH/2-88]

Pattern Provided by:

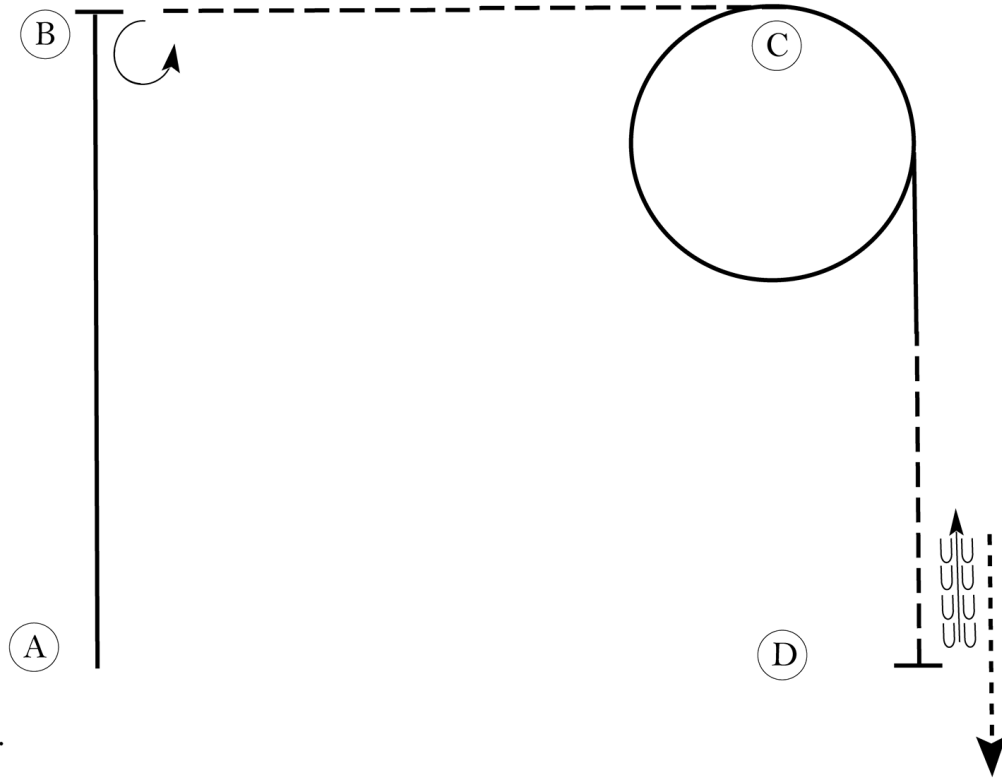
PINE TREE CLASSIC

HUNT SEAT EQ (LEVEL ONE/NOVICE/ALL BREED)

Show Date: MAY 26 & 27 2023

w w w . H o r s e S h o w P a t t e r n s . c o m

w w w . H o r s e S h o w P a t t e r n s . c o m



Be ready at A.

1. Canter on the left lead to B.
2. Stop at B and execute a 270 degree turn on the haunches to the left.
3. Posting trot on the right diagonal to C.
4. Canter on the right lead in a circle around C.
5. Continue on the right lead halfway to D.
6. Posting trot on the left diagonal to D.
7. Stop at D and back approximately one horse length.
8. Walk forward to and past D.

Follow the instructions of your ring steward.

Walk	-----
Trot	- - - - -
Extended Trot	-----
Canter	-----
Leg Yield	
Lead Change	///
Back	⏪⏪⏪
Marker	(B)
Sidepass	←-----→
Hand Gallop	-----

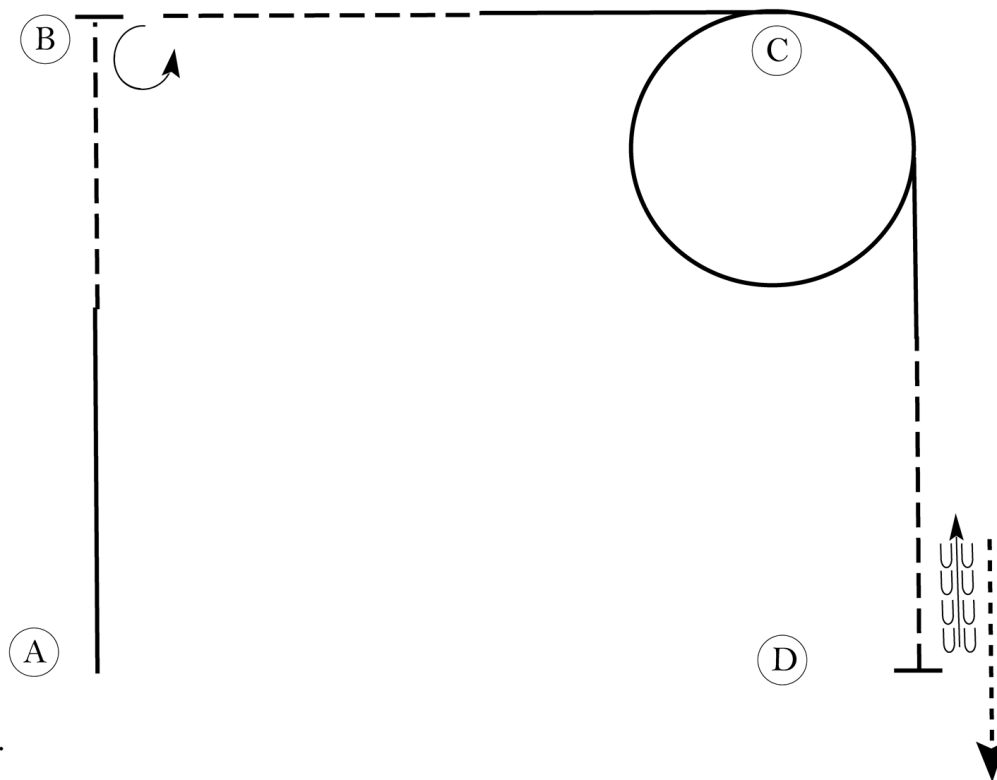
[HSE/2-43]

Pattern Provided by:

PINE TREE CLASSIC

HUNT SEAT EQ (YOUTH / AMATEUR)

Show Date: MAY 26 & 27 2023



Be ready at A.

1. Canter on the left lead halfway to B.
2. Sitting trot to B.
3. Stop at B and execute a 270 degree turn on the haunches to the left.
4. Posting trot on the right diagonal halfway to C.
5. Canter on the right lead to and in a circle around C.
6. Continue on the right lead halfway to D.
7. Posting trot on the left diagonal to D.
8. Stop at D and back approximately one horse length.
9. Walk forward to and past D.

Walk	-----
Trot	- - - - -
Extended Trot	—————
Canter	—————
Leg Yield	
Lead Change	↘ ↘ ↘
Back	← ← ←
Marker	⊙ B
Sidepass	← - - - - →
Hand Gallop	—————

Follow the instructions of your ring steward.

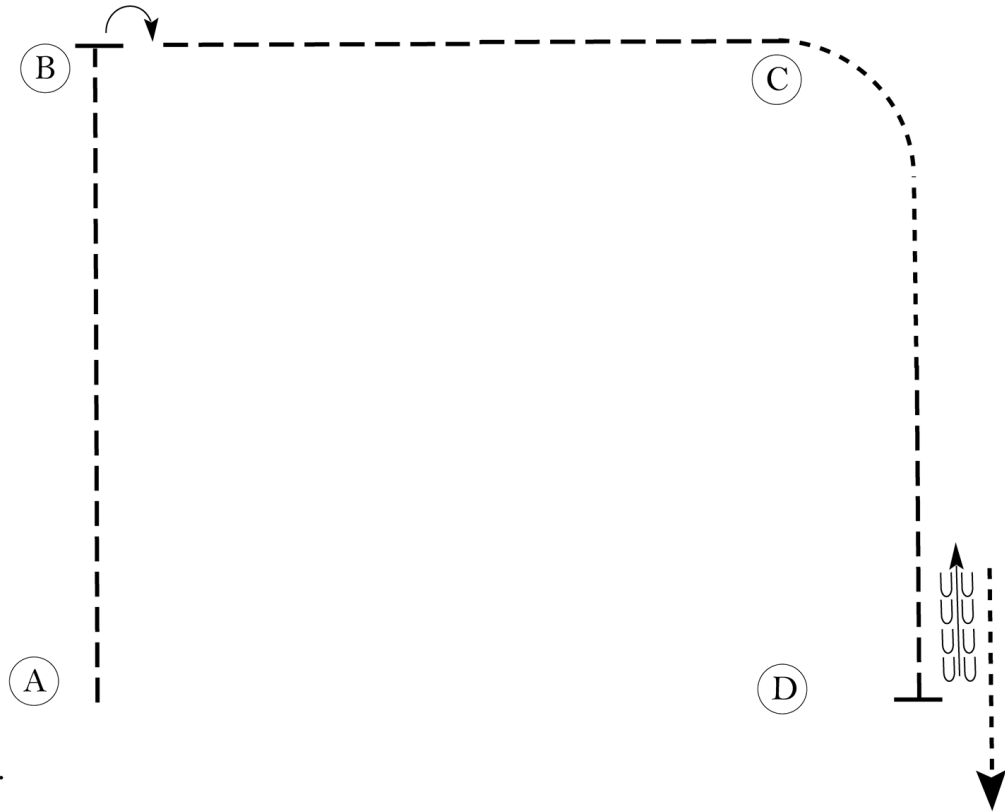
[HSE/3-43]

Pattern Provided by:

PINE TREE CLASSIC

HUNT SEAT EQ (WALK/TROT)

Show Date: MAY 26 & 27 2023



Be ready at A.

1. Posting trot on the left diagonal to B.
2. Stop at B and execute a 90 degree turn on the haunches to the right.
3. Posting trot on the right diagonal to C.
4. At C, drop to a walk and walk halfway to D.
5. Sitting trot to D.
6. Stop at D and back approximately one horse length.
7. Walk forward to and past D.

Follow the instructions of your ring steward.

Walk	-----
Trot	- - - - -
Extended Trot	-----
Canter	—————
Leg Yield	
Lead Change	↖ ↗
Back	← ← ← ← ←
Marker	⊙
Sidepass	← — — — →
Hand Gallop	—————

[HSE/WT-43]

Pattern Provided by:

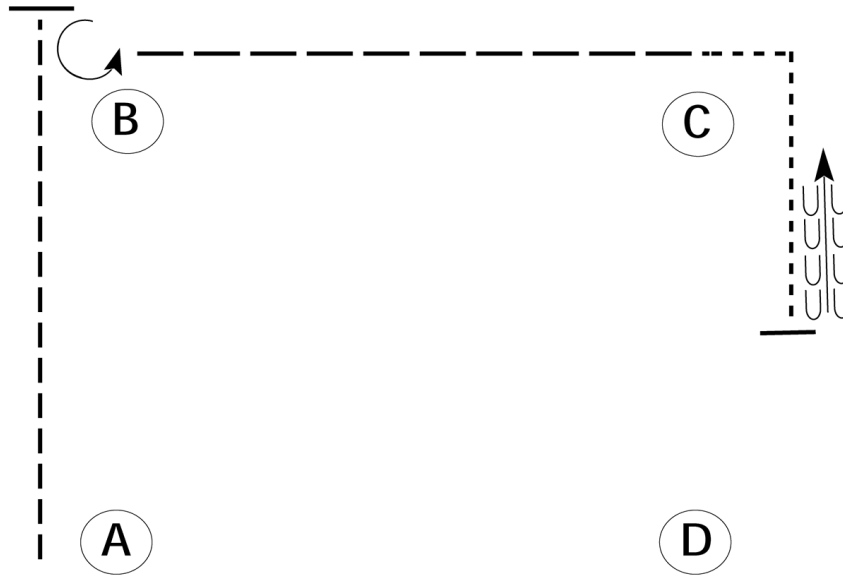
PINE TREE CLASSIC

HORSEMANSHIP (WALK/TROT)

Show Date: MAY 26 & 27 2023

w w w . H o r s e S h o w P a t t e r n s . c o m

w w w . H o r s e S h o w P a t t e r n s . c o m



Be ready at A.

1. Jog from A past B.
2. Stop past B and perform a 270 degree turn to the left.
3. Extended jog to C.
4. Break to a walk and walk around C and halfway to D.
5. Stop and back approximately one horse length.

Follow the instructions of your ring steward.

Walk	-----
Jog	- - - - -
Extended Jog	- - - - -
Lope	—————
Lead Change	——— ———
Back	← ——— ———
Marker	ⓑ

[WH/WT-88]

Pattern Provided by:

PINE TREE CLASSIC

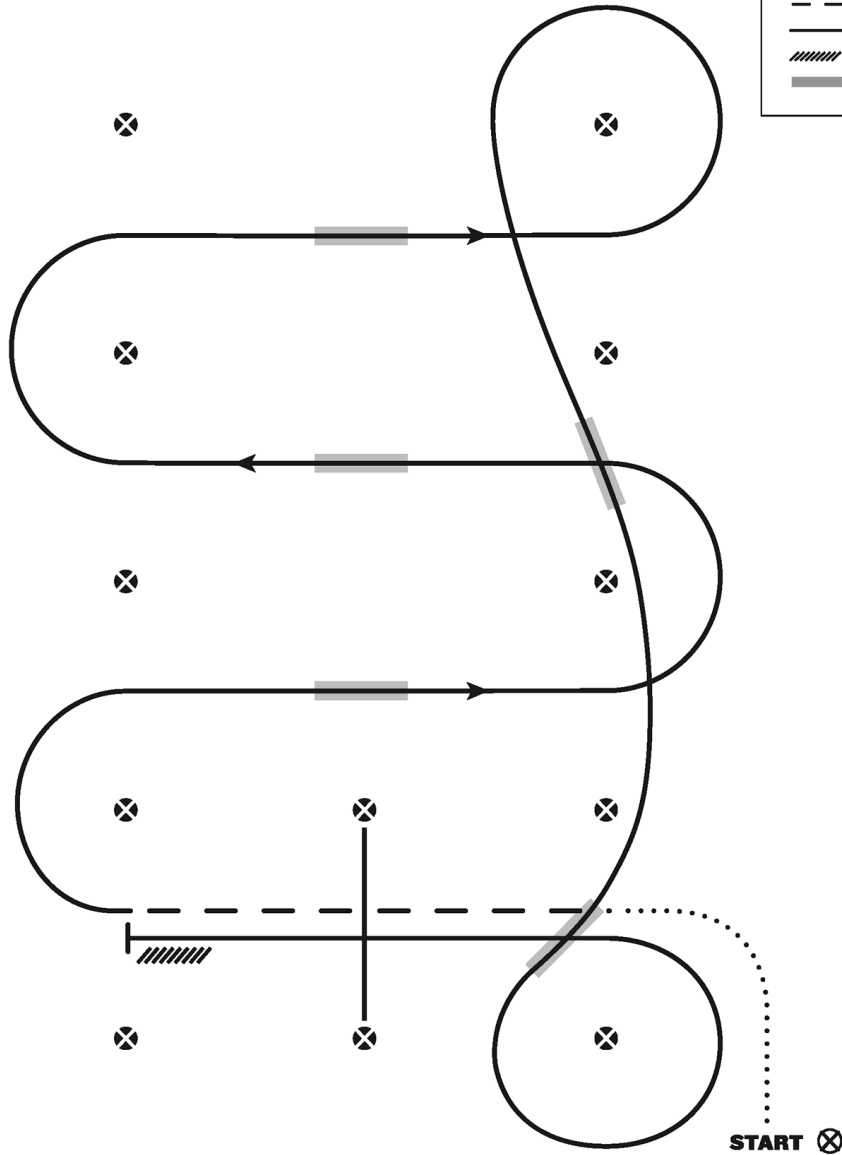
WESTERN RIDING (LEVEL ONE/GREEN)

Show Date: MAY 26 & 27 2023

LEVEL I WESTERN RIDING PATTERN 7

LEGEND

.....	Walk
- - - -	Jog
————	Lope
///////	Back
————	Lead Changing Area



1. Walk at least 15 feet from start cone to the first marker, as drawn, transition to jog, jog over log.
2. Transition to the lope right lead
3. First crossing change
4. Second crossing change
5. Third crossing change
6. Circle & first line change
7. Second line change & circle
8. Lope over log
9. Stop & back

Revised 06-07-2021

[WR/GP-7]

Pattern Provided by:

w w w . H o r s e S h o w P a t t e r n s . c o m

w w w . H o r s e S h o w P a t t e r n s . c o m

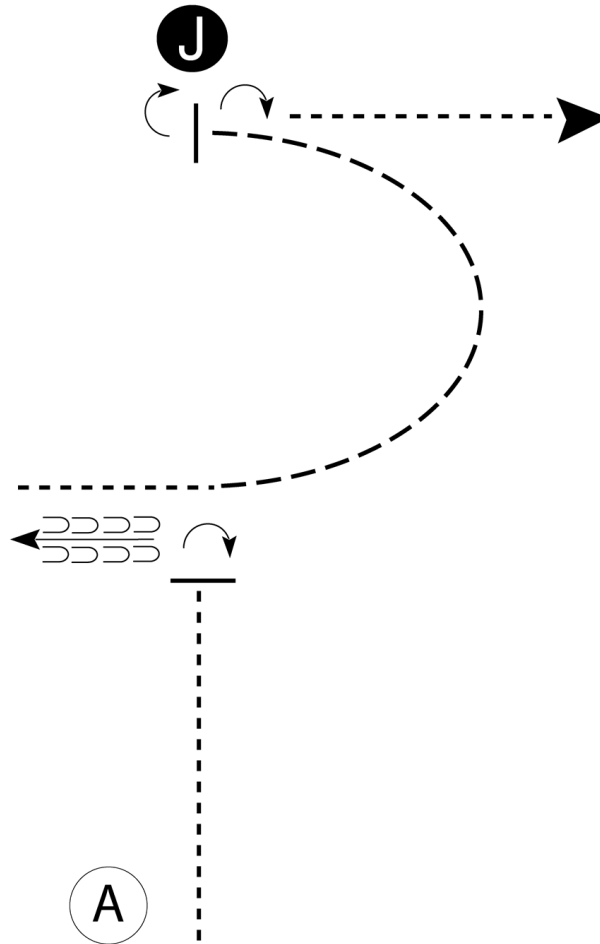
PINE TREE CLASSIC

SHOWMANSHIP (ALL BREED)

Show Date: MAY 26 & 27 2023

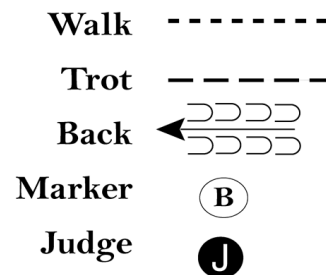
w w w . H o r s e S h o w P a t t e r n s . c o m

w w w . H o r s e S h o w P a t t e r n s . c o m



Be ready at A.

1. When acknowledged, walk half way to Judge.
2. Stop and perform a 1/4 turn.
3. Back approximately one horse length.
4. Walk until even with Judge.
5. Trot in a half circle until even with Judge.
6. Perform a 1/4 turn, stop and set up for inspection.
7. When dismissed, perform a 1/4 turn and walk straight away from Judge.



Follow the instructions of your ring steward.

[S/2-80]

Pattern Provided by:

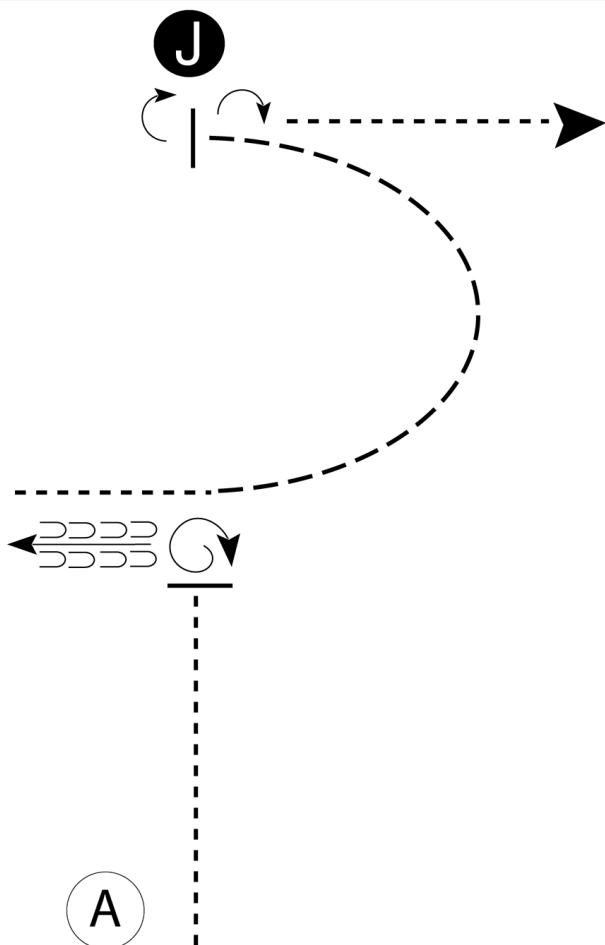
PINE TREE CLASSIC

SHOWMANSHIP (YOUTH/AMATEUR)

Show Date: MAY 26 & 27 2023

w w w . H o r s e S h o w P a t t e r n s . c o m

w w w . H o r s e S h o w P a t t e r n s . c o m



Be ready at A.

1. When acknowledged, walk half way to Judge.
2. Stop and perform a 1 1/4 turn.
3. Back approximately one horse length.
4. Walk until even with Judge.
5. Trot in a half circle until even with Judge.
6. Perform a 1/4 turn, stop and set up for inspection.
7. When dismissed, perform a 1/4 turn and walk straight away from Judge.

Follow the instructions of your ring steward.

Walk	-----
Trot	- - - - -
Back	← ⊃ ⊃ ⊃
Marker	⊙ B
Judge	● J

[S/3-80]

Pattern Provided by:

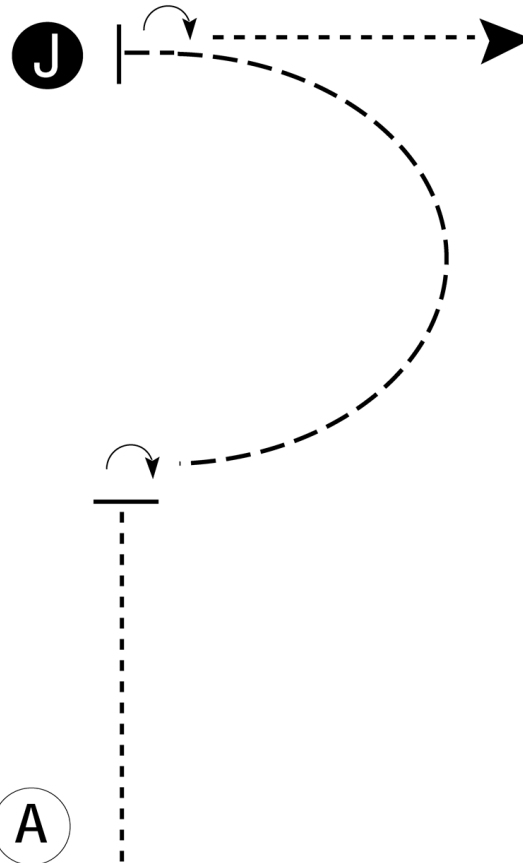
PINE TREE CLASSIC

SHOWMANSHIP (WALK/TROT)

Show Date: MAY 26 & 27 2023

w w w . H o r s e S h o w P a t t e r n s . c o m

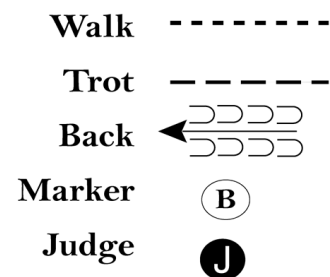
w w w . H o r s e S h o w P a t t e r n s . c o m



Be ready at A.

1. When acknowledged, walk half the distance to Judge.
2. Stop and perform a 1/4 turn.
3. Trot in a half circle to Judge.
4. Stop and set up for inspection.
5. When dismissed, perform a 1/2 turn and walk straight away from Judge.

Follow the instructions of your ring steward.



[S/WT-80]

Pattern Provided by: