

MeQHA Pine Tree Classic

WESTERN RIDING (ALL LEVEL 1)

Sunday
Only

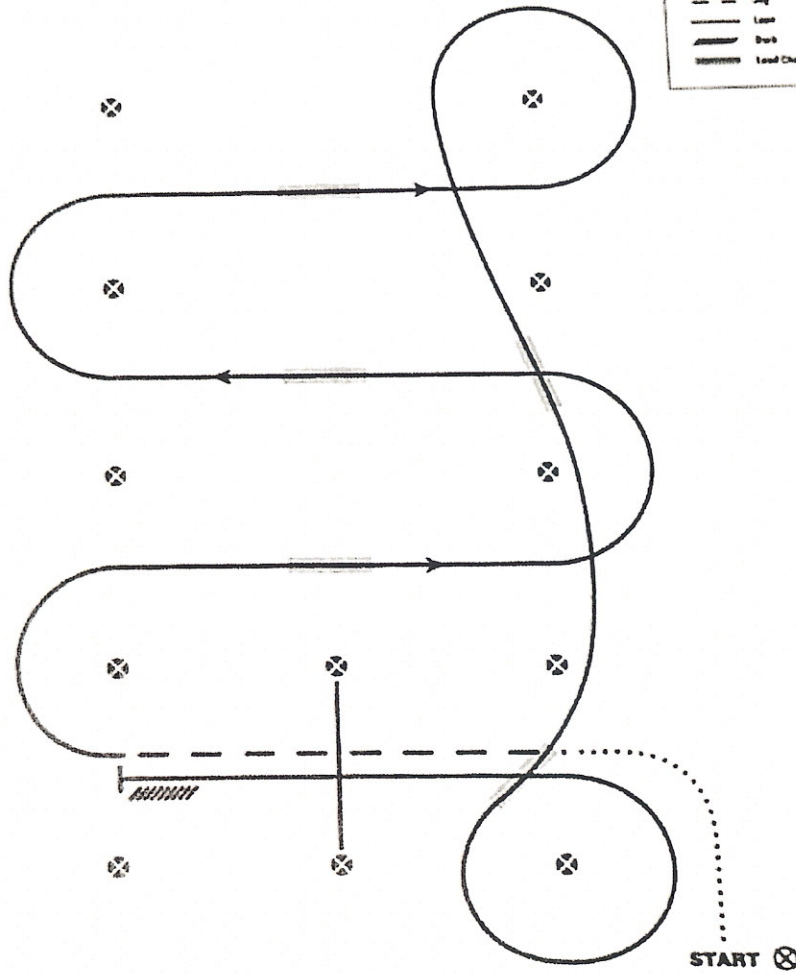
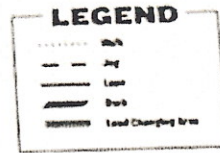
Show Date: RD 2

#26

W W W . H o r s e S h o w P a t t e r n s . c o m

W W W . H o r s e S h o w P a t t e r n s . c o m

LEVEL I WESTERN RIDING PATTERN 7



1. Walk at least 15 feet from start cone to the first marker, as drawn, transition to jog, jog over log.
2. Transition to the lope right lead
3. First crossing change
4. Second crossing change
5. Third crossing change
6. Circle & feet line change
7. Second line change & circle
8. Lope over log
9. Stop & back

Revised 06/07/2021

[WR/GP-7]

Pattern Provided by:

Lyle Jackson

Western Horsemanship

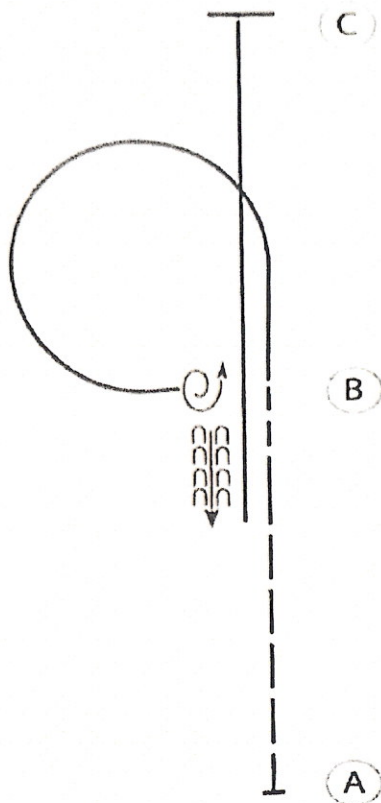
72, 73, 75-78

Show Date:

Sunday Only

www.HorseShowPatterns.com

www.HorseShowPatterns.com



1. Begin at A extended trot
2. Slow to jog before reaching B
3. At B lope left lead circle as shown
4. Stop facing B
5. Turn 1 1/4 left on hindquarters
6. Back one horse length
7. Lope right lead to C
8. Stop at C

- Walk -----
- Jog - - - - -
- Extended Jog - - - - -
- Lope _____
- Leg Yield |||||
- Lead Change ↘
- Back ←
- Marker (B)
- Sidepass ←

[WH/3-17]

Pattern Provided by:

Lyle Jackson

Small Fry and Ages 5-10

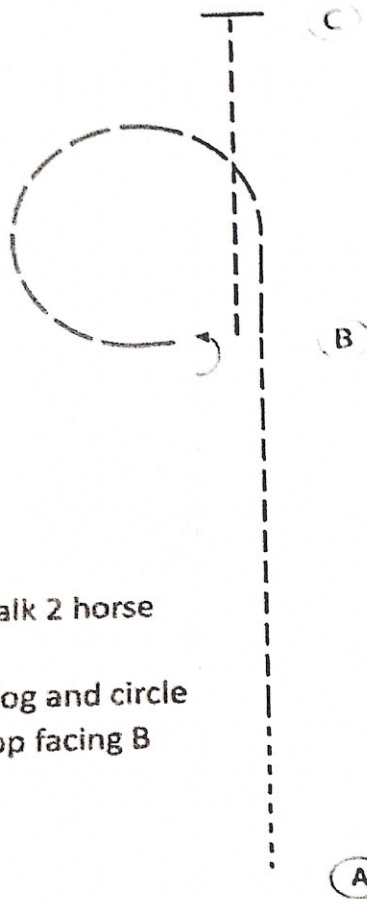
Western Horsemanship

Sunday only

37, 47

www.horsheshowpatterns.com

www.horsheshowpatterns.com



1. Begin at A and walk 2 horse lengths.
2. At B, extend the jog and circle left as shown. Stop facing B
3. Turn 1/4 left.
4. Jog to C.
5. Stop at C.

Walk	-----
Jog	- - - - -
Extended Jog	— — — —
Lope	—————
Leg Yield	
Lead Change	↙
Back	← ← ← ← ←
Marker	(B)
Sidepass	← ←

Walk Jog

Western Horsemanship

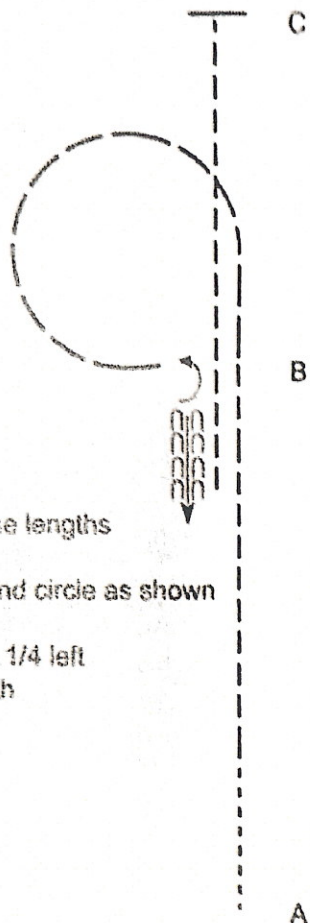
Show Date:

Sunday Only

39, 41, 43, 45

www.HorseShowPatterns.com

www.HorseShowPatterns.com



1. Start at A walk 2 horse lengths
- 2 Jog to B
3. At B extend the jog and circle as shown
4. Stop facing B
5. Turn on hindquarters 1/4 left
6. Back one horse length
7. Jog to C
8. Stop at C

Walk	-----
Jog	- - - - -
Extended Jog	— — — — —
Lope	—————
Leg Yield	
Lead Change	↙ ↘
Back	← ← ← ← ←
Marker	(B)
Sidepass	◀ ▶

[WH/WT-17]

Pattern Provided by:
Lyle Jackson

MeQHA Pine Tree Classic

WESTERN RIDING (Open, Youth & Amateur)

27-33

Show Date: RD 2

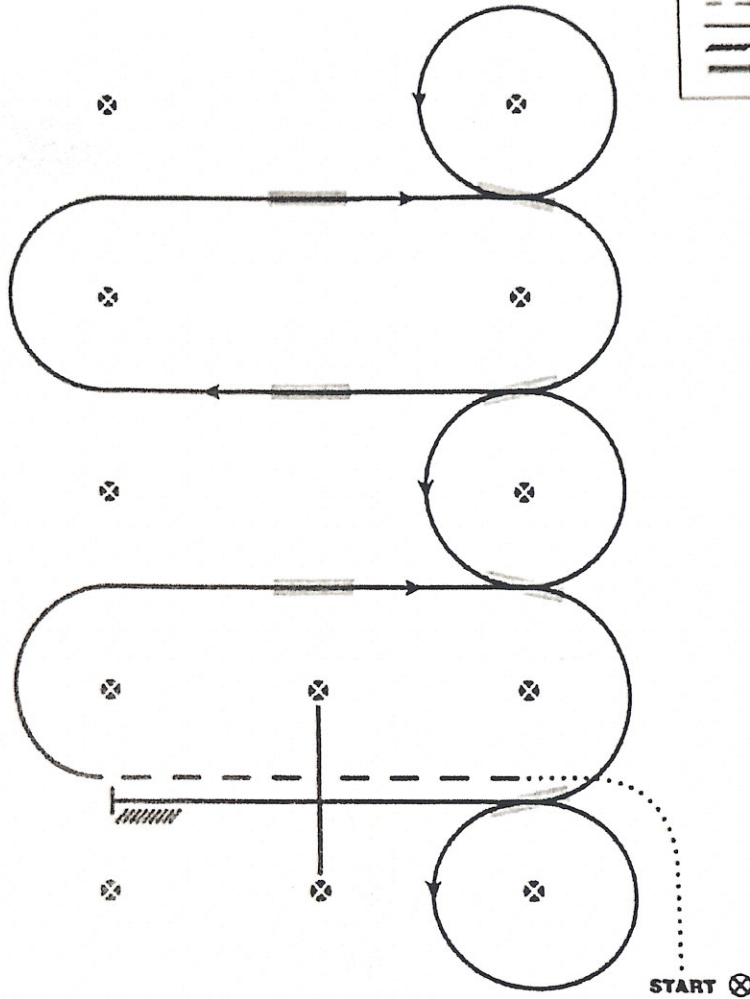
Sunday Only

www.HorseShowPatterns.com

www.HorseShowPatterns.com

WESTERN RIDING - PATTERN 7

LEGEND	
.....	Walk
---	Jog
—	Lope
	Back
-----	Lead Changing Arc



1. Walk at least 15 feet from start cone to the first marker, as drawn, transition to jog, jog over log.
2. Transition to the lope right lead
3. First crossing change
4. Second crossing change
5. Third crossing change
6. Circle & first line change
7. Second line change
8. Third line change
9. Fourth line change & circle
10. Lope over log
11. Lope, stop & back

Revised 06-07-2021

[WR/OP-7]

Pattern Provided by:

Lyle Jackson

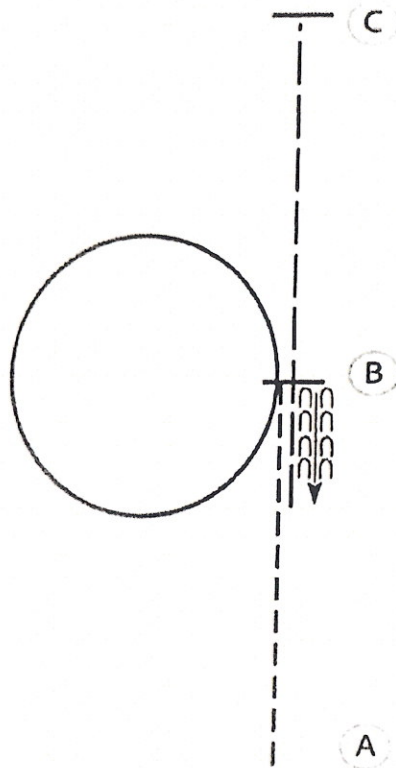
68, 69, 70, 71, 74

Western Horsemanship

Show Date:

Sunday Only

www.HorseShowPatterns.com



1. Jog from A to B
2. Stop at B
3. Lope a circle to the left in left lead
4. Stop at B
5. Back one horse length
6. Extended jog to C
7. Stop at C

Walk	-----
Jog	-----
Extended Jog	-----
Lope	-----
Leg Yield	
Lead Change	↙
Back	← ○ ○ ○ ○ ○
Marker	○ B
Sidepass	← ←

[WH/1-18]

Pattern Provided by:

Lyle Jackson