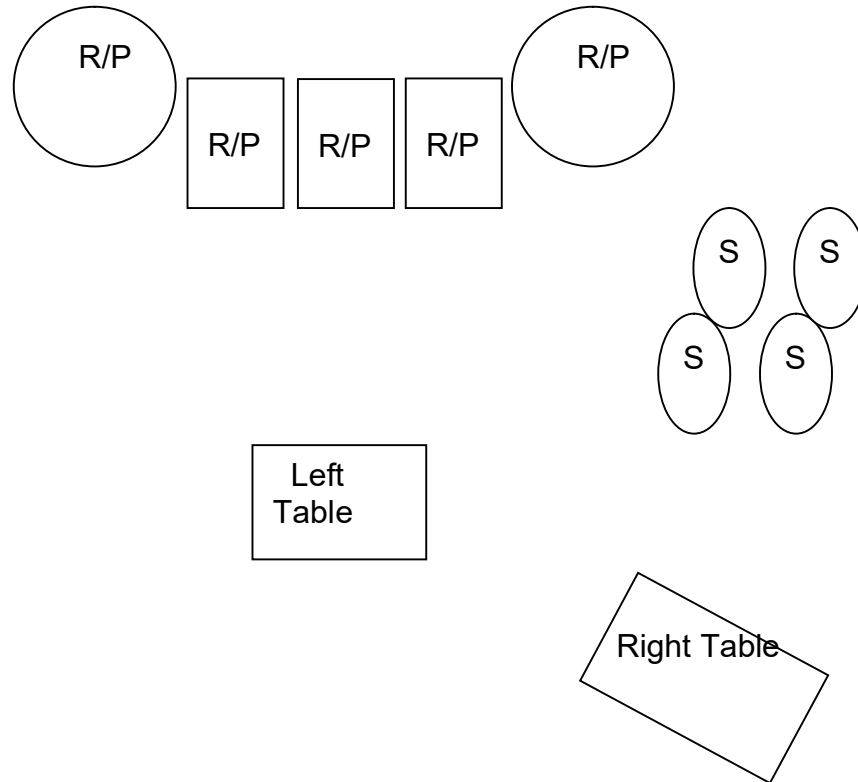


Stage One
10 Rifle 10 Pistol 4+ Shotgun

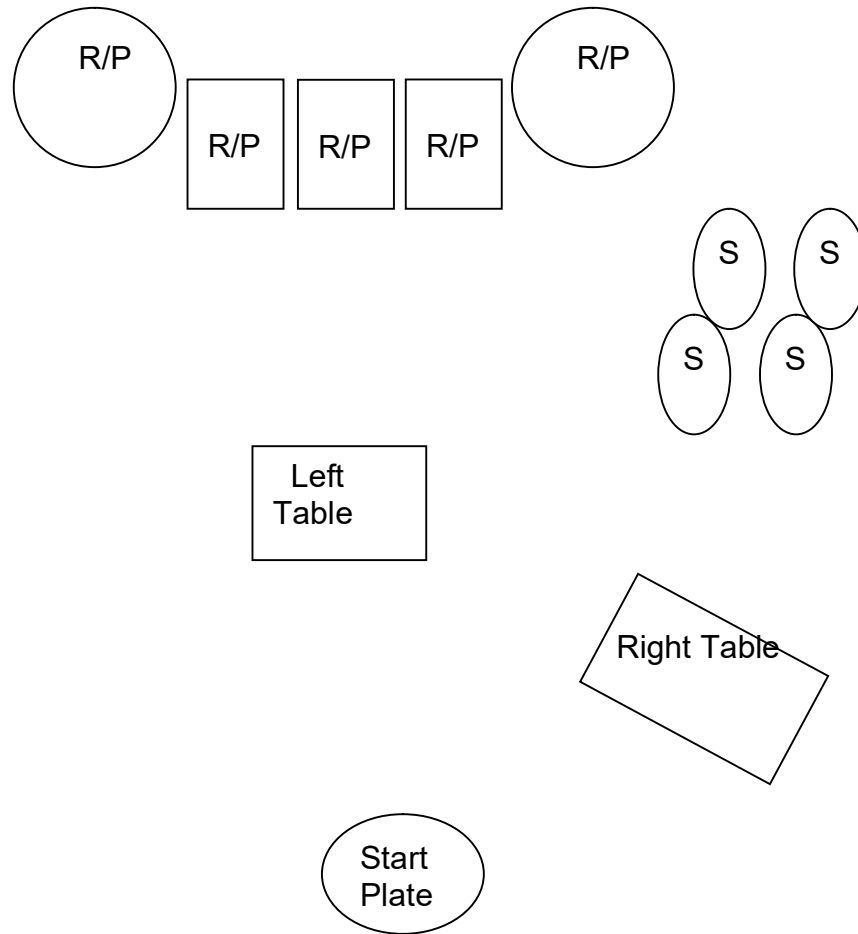


Staging: Pistols holstered, rifle staged on right table, shotgun in hands.

Gun Order: Shotgun, rifle, pistols.

Scenario: Standing behind right table with shotgun in hands, when ready say, ***“Your gunfighter’s dead. Old news”*** ATB engage the 4 shotgun targets in any order until down. Then with rifle engage rifle targets by sweeping the targets twice, double tap on end target permitted. Move to the left table, use same instructions for pistols as for rifle.

Stage Two
10 Rifle 10 Pistol 4+ Shotgun

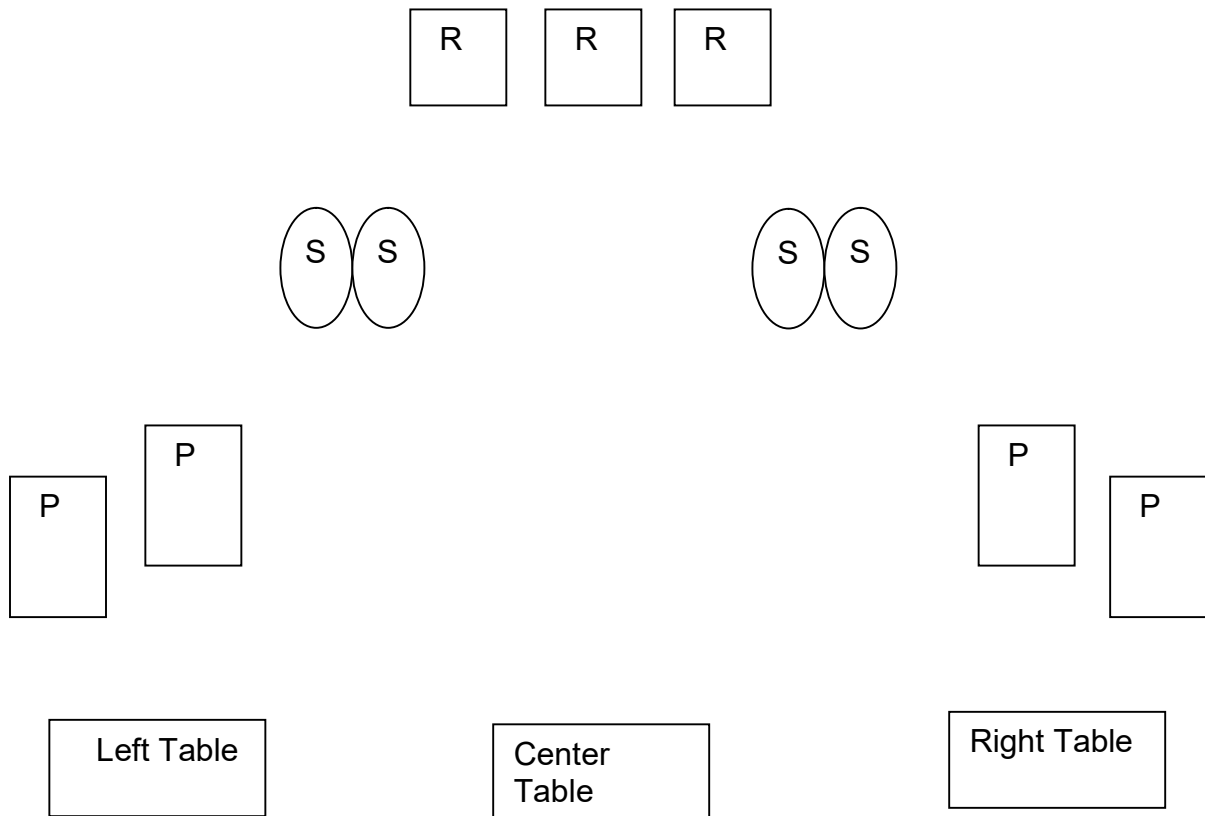


Staging: Pistols holstered, shotgun staged on the right table, rifle in hands.

Gun Order: Rifle, shotgun, pistols.

Scenario: Standing with foot touching start plate, when ready say, ***“No, no, no, you see, it’s a gunfight”*** ATB with rifle place 2 rounds on a circle and 1 round on each rectangle, then place 2 rounds on the other circle and one round on each rectangle. Move to the right table and using shotgun engage the shotgun targets in any order until down. Move to the left table use same instructions for pistols as for rifle.

Stage Three
10 Rifle 10 Pistol 4+ Shotgun

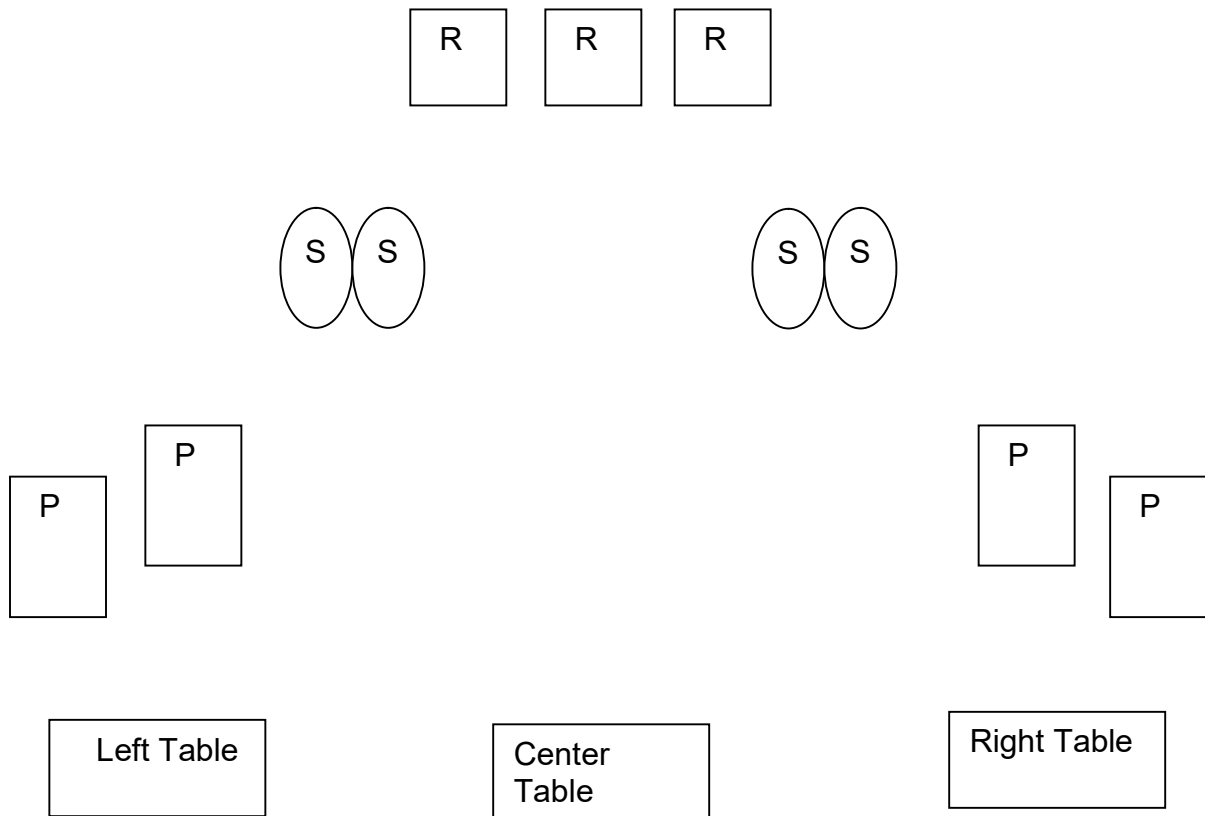


Staging: Pistols holstered, shotgun and rifle staged on center table.

Gun Order: Pistol, rifle, shotgun, pistol.

Scenario: Standing behind left or right table with hands on pistol or pistols, when ready say, ***“Some people deserve to die”*** ATB place 3 rounds on a pistol target, then place 2 rounds on the other pistol target, move to the center table. With rifle place 3 rounds on an outside rifle target, then 2 rounds on the center, then 3 rounds on the other outside, then 2 rounds on the center. Use shotgun to engage SG targets until down, in any order. Move to the other table and with pistol place 3 rounds on a pistol target, then 2 rounds on the other pistol target.

Stage Four
10 Rifle 10 Pistol 4+ Shotgun

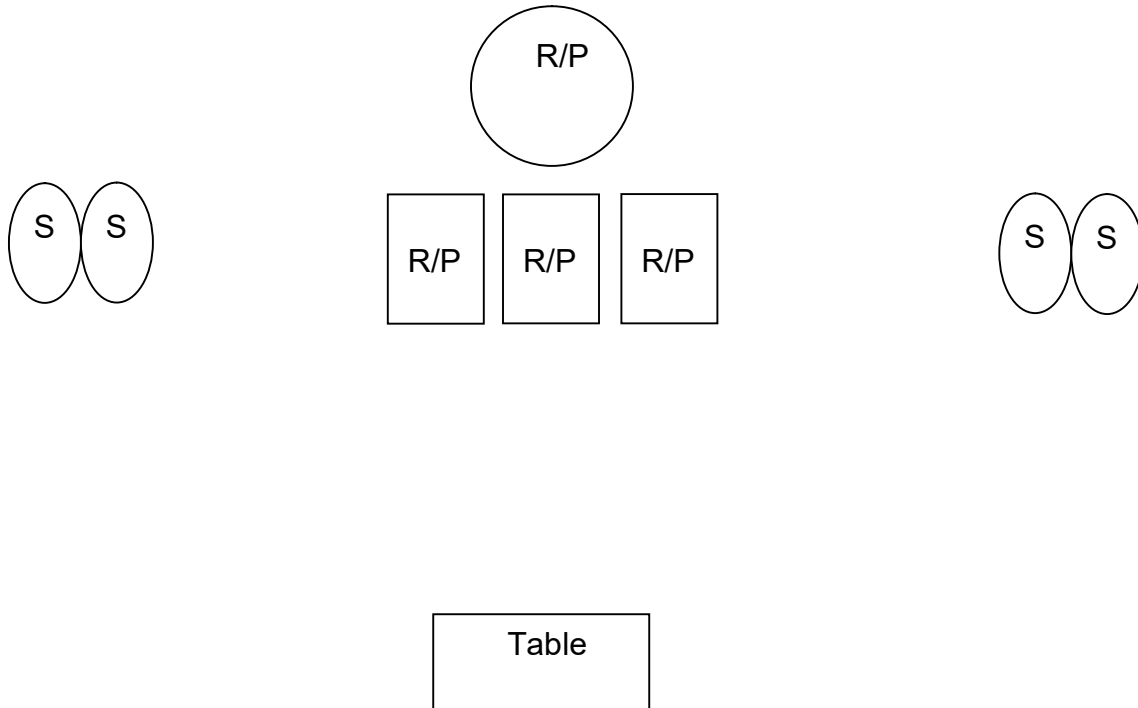


Staging: Pistols holstered, shotgun and rifle staged on the center table.

Gun Order: Shotgun, rifle, pistols.

Scenario: Standing behind the center table, with hands flat on table not touching guns, when ready say ***“You stole my life”*** ATB with shotgun engage SG targets in any order until down. Using rifle double tap Nevada sweep rifle targets beginning on any target. Move to the left or right table and continuously alternate double taps on the pistol targets for 10 rounds.

Stage Five
10 Rifle 10 Pistol 4+ Shotgun

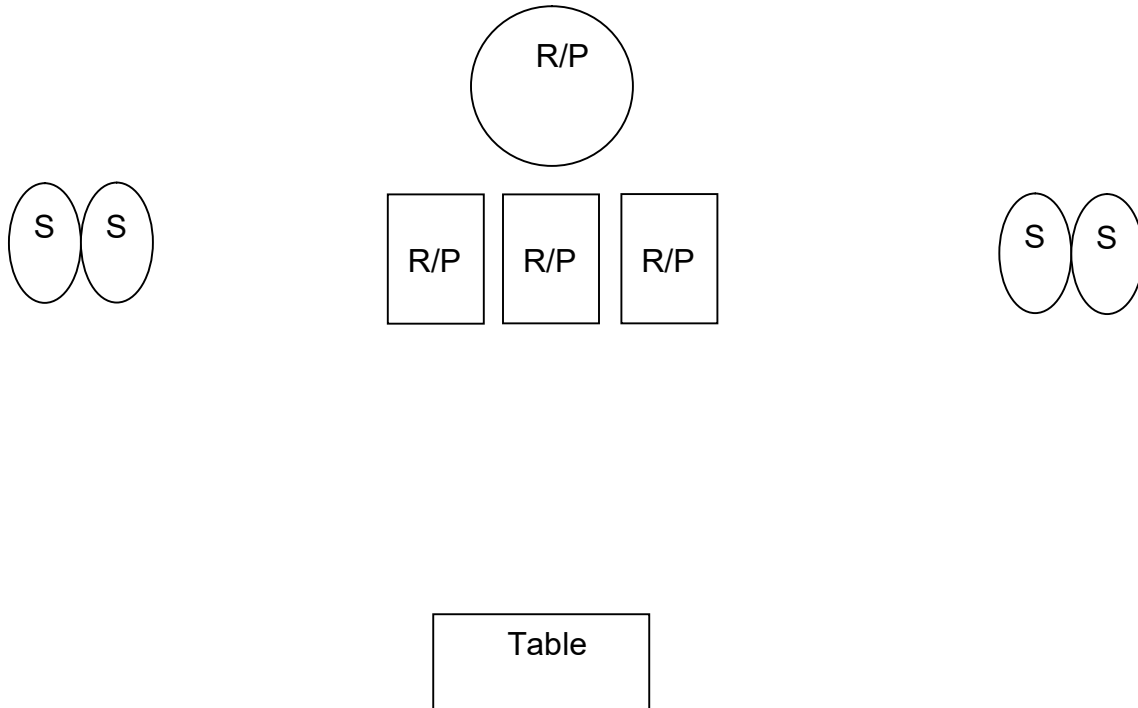


Staging: Pistols holstered, rifle and shotgun staged on the table.

Gun Order: Pistols, rifle, shotgun.

Scenario: Standing behind the table with hands by sides, when ready say ***“You're not fast enough for me!”*** ATB with pistols sweep the rectangles 3 times, from either direction, then place the 10th round on the circle. With rifle, use same instruction as pistols. With shotgun engage the shotgun targets in any order until down

Stage Six
10 Rifle 10 Pistol 4+ Shotgun



Staging: All guns on the table.

Gun Order: Rifle not last.

Scenario: Standing behind table with hands on hat, when ready say “***Today I am***” ATB with shotgun engage shotgun targets in any order until down. With rifle place 2 rounds on each rectangle and 4 rounds on the circle in any order. With pistols engage targets with the same instruction as rifle.

Note: Pistols may be returned to the table or holstered.