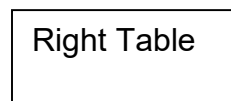
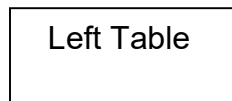
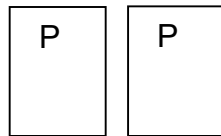
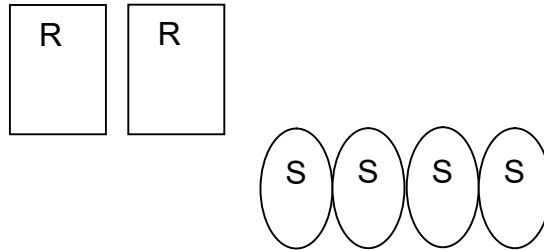


**Stage One**  
**10 Rifle 10 Pistol 4+ Shotgun**

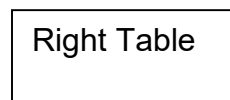
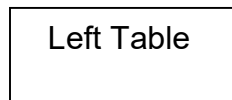
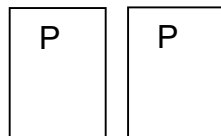
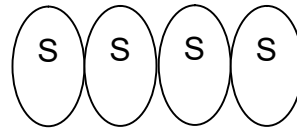
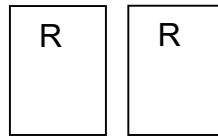


**Staging:** Pistols holstered, rifle and shotgun on right table.

**Gun Order:** Pistols, rifle, shotgun.

**Scenario:** Standing behind the left table with hands pointed at pistol targets, when ready say ***“You cheated!”*** ATB, with pistols sweep targets in a 2-3 sweep from either end and repeat instruction. Move to the right table and same instruction for rifle as pistols, yes you may do a 2-5-3 sweep. With shotgun knock down shotgun targets in any order.

**Stage Two**  
**10 Rifle 10 Pistol 4+ Shotgun**

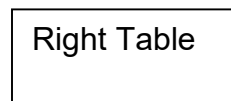
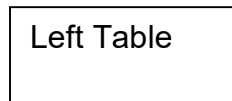
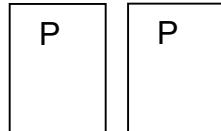
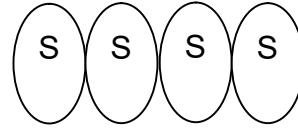
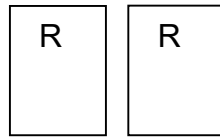


**Staging:** Pistols holstered, shotgun staged on the right table, rifle at cowboy port arms.

**Gun Order:** Rifle, shotgun, pistols.

**Scenario:** Standing behind the right table with rifle at port arms, when ready say ***“Don’t talk to anybody.”*** ATB with rifle engage rifle targets with 5 rounds on each target. With shotgun knock down shotgun targets in any order. Move to the left table and same instructions for pistol as rifle.

**Stage Three**  
**10 Rifle 10 Pistol 4+ Shotgun**

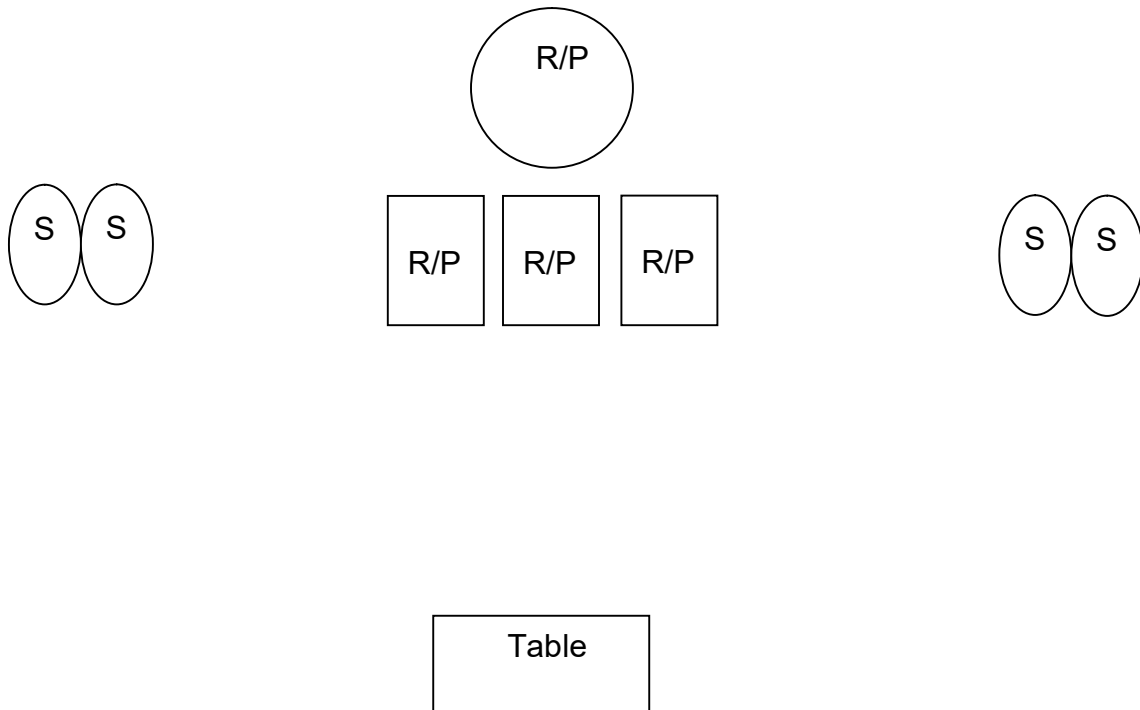


**Staging:** Pistols holstered, rifle and shotgun on the right table.

**Gun Order:** Rifle or shotgun then pistols.

**Scenario:** Standing behind the right table with hands on hat, when ready say ***“Robbing banks is easy.”*** ATB with rifle shoot a 4-1-1-4 sweep on the two targets with shotgun knock down shotgun targets, in any order. Move to the left table and use same instructions for pistols as rifle.

**Stage Four**  
**10 Rifle 10 Pistol 4+ Shotgun**



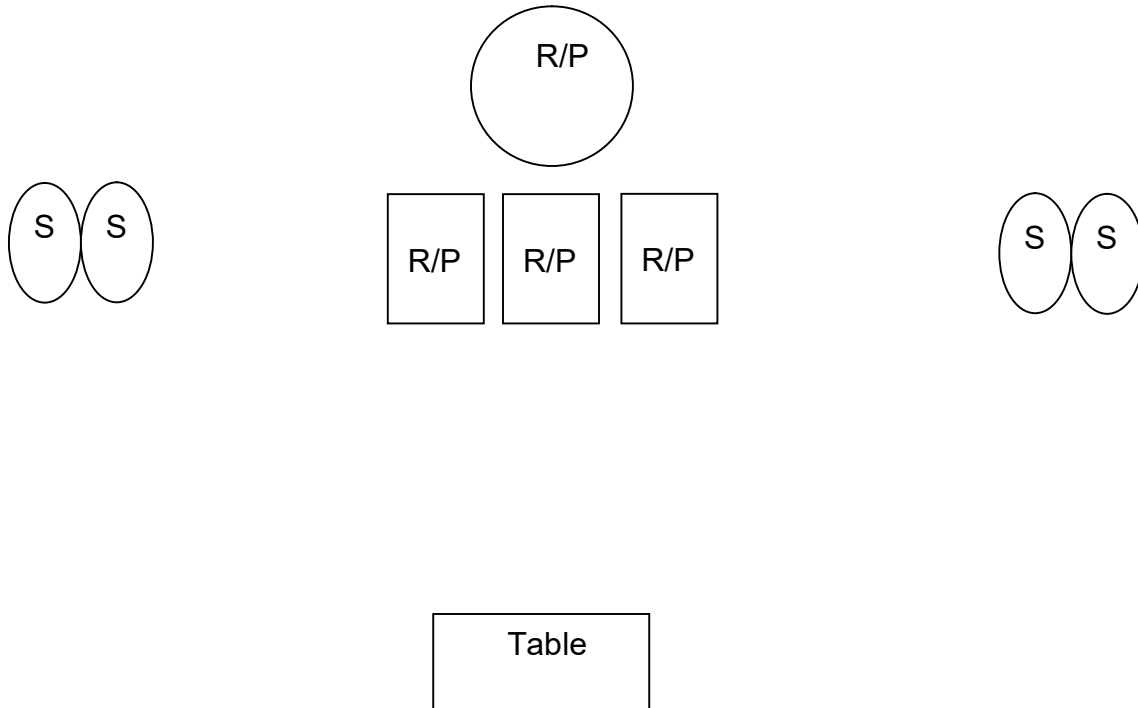
**Staging:** All guns on the table.

**Gun Order:** Rifle not last.

**Scenario:** Standing behind table with hands on hat, when ready say “***Die now or die later.***” ATB with shotgun engage shotgun targets in any order until down. With rifle place 2 rounds on each rectangle and 4 rounds on the circle in any order. With pistols engage targets with the same instruction as rifle.

**Note:** Pistols may be returned to the table or holstered.

**Stage Five**  
**10 Rifle 10 Pistol 4+ Shotgun**

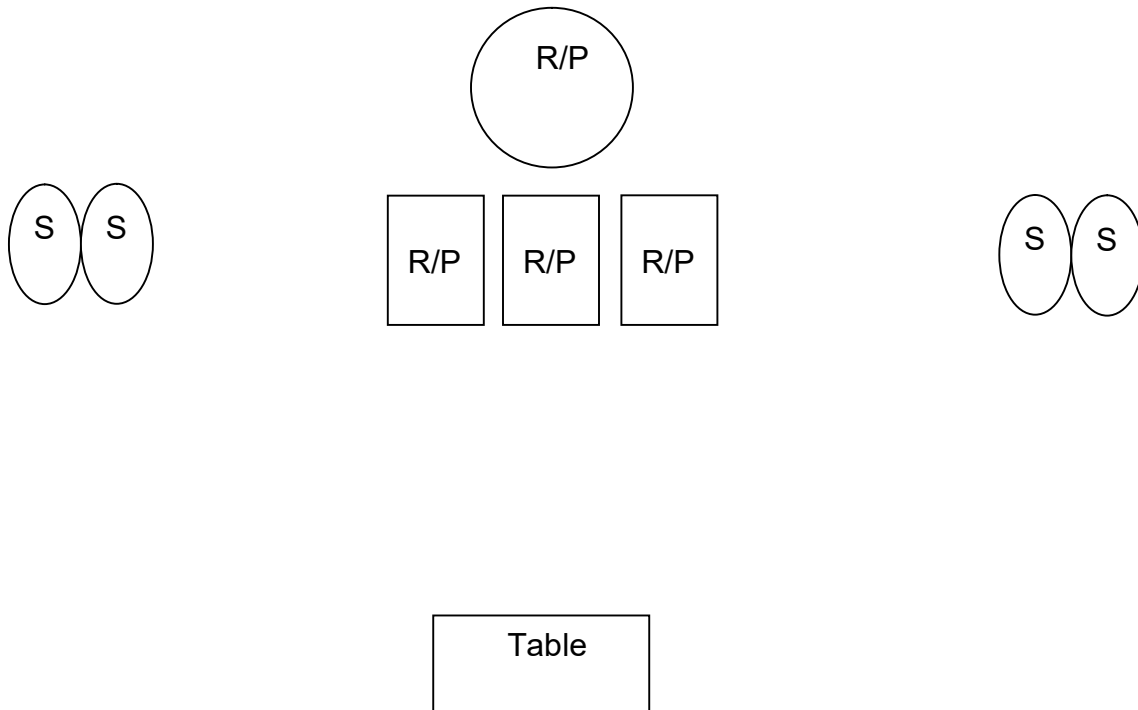


**Staging:** Pistols holstered, rifle and shotgun staged on the table.

**Gun Order:** Pistols, rifle, shotgun.

**Scenario:** Standing behind the table with hands by sides, when ready say "***I'm calm now.***" ATB with pistols sweep the rectangles 3 times, from either direction, then place the 10<sup>th</sup> round on the circle. With rifle, use same instruction as pistols. With shotgun engage the shotgun targets in any order until down

**Stage Six**  
**10 Rifle 10 Pistol 4+ Shotgun**



**Staging:** Pistols holstered, rifle and shotgun staged on the table.

**Gun Order:** Shotgun, rifle, pistols.

**Scenario:** Standing behind the table with hands at low surrender, when ready say ***“Always count your bullets.”*** ATB with shotgun engage the shotgun targets in any order until down. With rifle engage circle with 3 rounds then an outside and center rectangle with 1 round, then repeat using the other outside rectangle. With pistols repeat rifle instructions.