

**Round Count**

10- Rifle  
10- Pistol  
4+ Shot gun

# Stage # 1

## James Dutton Heads West



While driving his wagon to meet his family he is chased by 3 bandits. He stops his wagon and grabs his rifle and heads for cover. He confronts the bandits and kills them. He looks up sees Shea and Thomas and Shea tells James looks like you handled it yourself. James says **“Thanks For The Freaking Help”**

**Staging:** Rifle loaded 10 rounds in the wagon.




Pistols loaded 5 rounds each holstered.

Shotgun open and empty on the horse.

**Gun order:** Rifle or pistols first then finish with the shotgun.

**Starting Position:** Standing at the back of the wagon with hands touching your hat. Shooter Says **“Thanks For The Freaking Help”**

**ATB:** With Rifle and Pistol shoot from the left or right an 1883. Put 1shot on target 1, 8 shots on target 2, 8 shots on target 3 and 3 shots on target 4 in any order. **This is a round count.** Move to the gun horse and knock down the shotgun targets in any order



**Round Count**

10 rifle  
10 Pistol  
4+ Shot gun

# Stage #2



**Bandits Attack the Wagon Train**

While the men are out herding cattle, Bandits attack the wagon train. Margret tells them the men are near by, but Clair tells them to leave and throws rocks at them. Margret pulls out a shotgun and tells them she will shoot if they don't leave. They leave but it is only a short reprieve and they come back shooting and kill Mary Able, Clair's daughter.

**“Staging:** Rifle loaded 10 rounds in the wagon.

Pistols loaded 5 rounds and holstered.




Shotgun open and empty staged in hand at the wagon.

**Gun order: Rifle, Pistols and shot gun**

**Starting Position:** Standing behind the wagon with shot gun in hand shooter says

**“I’ll Shoot You”.**

**ATB:** Put shot gun down in the wagon and with the rifle double tap an outside target then alternate on the circles for 6 round’s then double tap the other outside target. With pistols repeat rifle instructions. Pick up shot gun and anywhere between the wagon and horse knock down the shot gun targets in any order.





**Round Count**  
 10-Rifle  
 10-Pistol  
 4+ Shotgun

# Stage # 3

## Shootout at the White Elephant Saloon

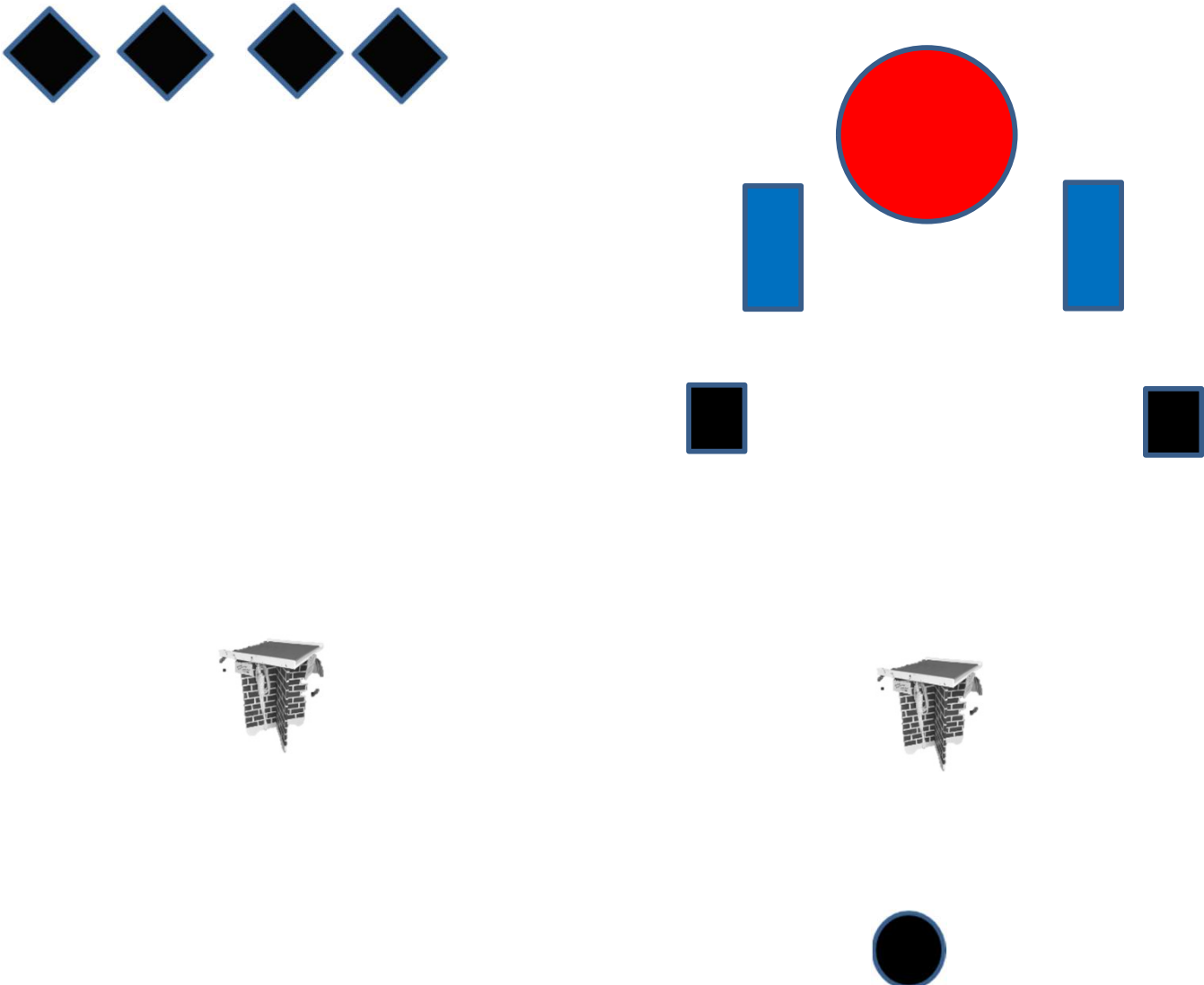
After herding cattle for the trip, the men find out that the camp was attacked. They found that Margret's sisters' daughter was shot. The men head to town to find Jim Courtright the Marshal of Fort Worth. Josef points out the 5 who attacked the camp and Courtright and the men takes care of them and Courtright says ***"There's Only One Killer In Fort Worth and That's Me"***

**Staging:** Two pistols loaded with 5 rounds each holstered .  
 Rifle loaded with 10 rounds at port arms one foot touching the start plate.  
 Shotgun, open and empty on the left table.

**Gun order:** Rifle, Pistol, shotgun

**Starting Position:** Start standing with rifle at port arms one foot touching the start plate  
 Shooter Says, ***There's Only One Killer In Fort Worth and That's Me"***

**ATB: You will put 4 rounds on each target in any order** starting with rifle. Then move to the table and with pistols continue shooting targets until all targets have 4 rounds each. Move to the other table and knock down the 4 shotgun targets in any order.



**Round Count**  
10-Rifle  
10-Pistol  
4+ Shotgun



# Stage # 4

## Gun Fight At Doan's Crossing

The wagon train need supplies, so they stop nears Doan's Crossing. Elsa and Margret head in to get some supplies. While riding in some his low life cowboys start eyeing up Elsa. One man says by the way you are dressed you don't seam to mind. Elsa says, " I Mind" and the fight is on.

**Staging:** Two pistols loaded with 5 rounds each holstered .

Rifle loaded with 10 rounds on right table.


Shotgun, open and empty on the left table.

**Gun order:** Pistol, Rifle, shotgun

**Starting Position:** Start standing at the right table with your hand on Pistols or pistol.

Shooter says "I Mind"

**ATB:** With pistols put 6 rounds on the circle and then one round on each of the other 4 remaining targets in any order . Repeat instructions for the rifle. Move to the left table and knock down the 4 shot gun targets in any order.





**Round Count**  
 10 rifle  
 10 Pistol  
 6+ Shot gun

# Stage #5

## Tornado and Cattle Thieves

After a bad tornado destroys some of the wagons and scatters the cattle heard, the group needs to regroup. Elsa meets Sam a Comanche who speaks English. They see thieves rustling up the cattle heard and the men, Sam and Elsa race off the get them back. And they "Ride Like The Wind"

**Staging:** Rifle loaded 10 rounds at the left table.

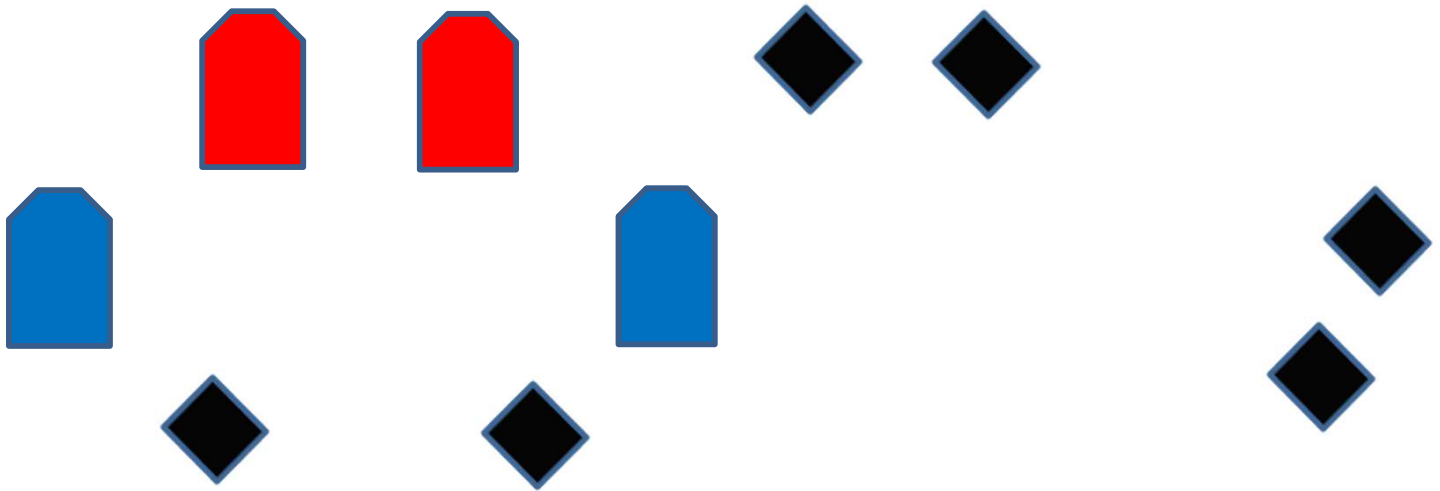
Pistols loaded 5 rounds and holstered.

Shotgun open and empty staged on the left or right table.

**Gun Order: Rifle not last**

**Starting Position:** Shooter's choice start at the left or right table with both hands covering your head and says "Ride Like The Wind"

**ATB:** With rifle do a 2,3,3,2 sweep from either end. With Pistols repeat rifle instructions. With shot gun shoot 4 shotgun targets from the right table and 2 shot gun targets from the left table. Must be able to ground shotgun on the table.



**Round Count**  
10 rifle  
10 Pistol  
4+ Shot gun



# Stage #6

## Lakota on the Warpath

After finding their village destroyed, the Lakota warriors go to attack the wagon train. After a fierce battle they meet James Dutton and the other cowboys who have avenged their tribes' murderers. The Lakota chief says, **“There Must Be Peace”**

**“Staging:** Rifle loaded 10 rounds on the table.  
Pistols loaded 5 rounds and holstered.

Shotgun open and empty staged on the left table.

**Gun Order:** Shot Gun first then choice of rifle and pistols and then shot gun

**Starting Position:** Standing at the left table holding an Arrow shooter says **“There Must Be Peace”**

**ATB:** Drop the arrow and pick up your shot gun and knockdown the 2 left shot gun targets make shot gun safe. Then with pistols or rifle do a 2,1,1,1 sweep from either end and then repeat instructions. **Yes, You Can.** Repeat instructions for the other gun/guns. Pick up shot gun and move to the right table and knock down the right 2 shot gun targets. Must be able to ground shotgun on the right table.

