

Round Count
10-Rifle
10-Pistol
4+ Shotgun

Appalossa

Stage # 1



The Hiring of Virgil Cole and Everitt Hitch


Virgil and Everitt meet with the Appalossa town fathers, and they agree to Virgil and Everitt's new laws. One of the men says **"This Means You Will Be Running The Town"**. Everitt and Virgil go into the bar where 4 of Braggs men are causing problems. A gunfight ensues and 3 of Braggs men are killed.

Staging: Two pistols loaded with 5 rounds each holstered .
 Rifle loaded with 10 rounds in hand standing on the start plate.
 Shotgun, open and empty on the table.

Gun order: Rifle, pistols, shot gun.

Starting Position: Start standing at the start plate with rifle in hand. Shooter says **"This Means You Will Be Running The Town"**.

ATB: With rifle sweep the three targets twice from either end. **Both sweeps must be from the same side**, then put last 4 shots on the circle make rifle safe on table. Repeat instructions for the pistols. With shot gun knock down the 4 shot gun targets in any order.



Target, stands and props

- 1 Big Round
- 2 rectangles
- 3 medium
- 4 shot gun
- 1 Big table





Round Count

10-Rifle
10-Pistol
4+ Shotgun

Stage # 2

Colt Makes A Heavy Firearm


Virgil and Everitt see two of Braggs cowboys riding the ridge and go to see what they are doing. One of the cowboys says to Virgil that he is out of his jurisdiction. Everitt replies I think he means jurisdiction. The cowboy starts to mouth off again and Virgil smacks him in the mouth with his colt pistol and says **Colt Makes A Heavy Firearm And That's A Fact.**

Staging: Two pistols loaded with 5 rounds each holstered .
Rifle loaded with 10 rounds on table
Shotgun, open and empty on the table.

Gun order: Rifle not last

Starting Position: Start standing at the table holding colt pistol in one hand and the other hand at your side. Shooter Says, **“Colt Makes A Heavy Firearm And That's A Fact”**

ATB: With rifle put 4 shots on the circle than double tap the rectangles and then double tap on the circle. With pistols repeat the rifle instructions. Shotgun knock down shotgun targets in any order.



Target, stands and props

- 1 Big Round
- 2 rectangles
- 3 medium
- 4 shot gun
- 1 small tables
- 1 start plate
- Toy pistol prop

Round Count

10- Rifle
10- Pistol
4+ Shot gun

Stage # 3

The Arrest Of Randall Bragg



Virgil and Everitt go the Bragg ranch at dawn to arrest Randall Bragg for the murder of Sheriff Jack Bell. They see Bragg going into the outhouse and they grab him as he walks out the door. Virgil says, **“You're Under Arrest for The Murder of Jack Bell”**. Shots are fired and one of Braggs men yells get to your horses.

Staging: Rifle loaded 10 rounds on the horse.

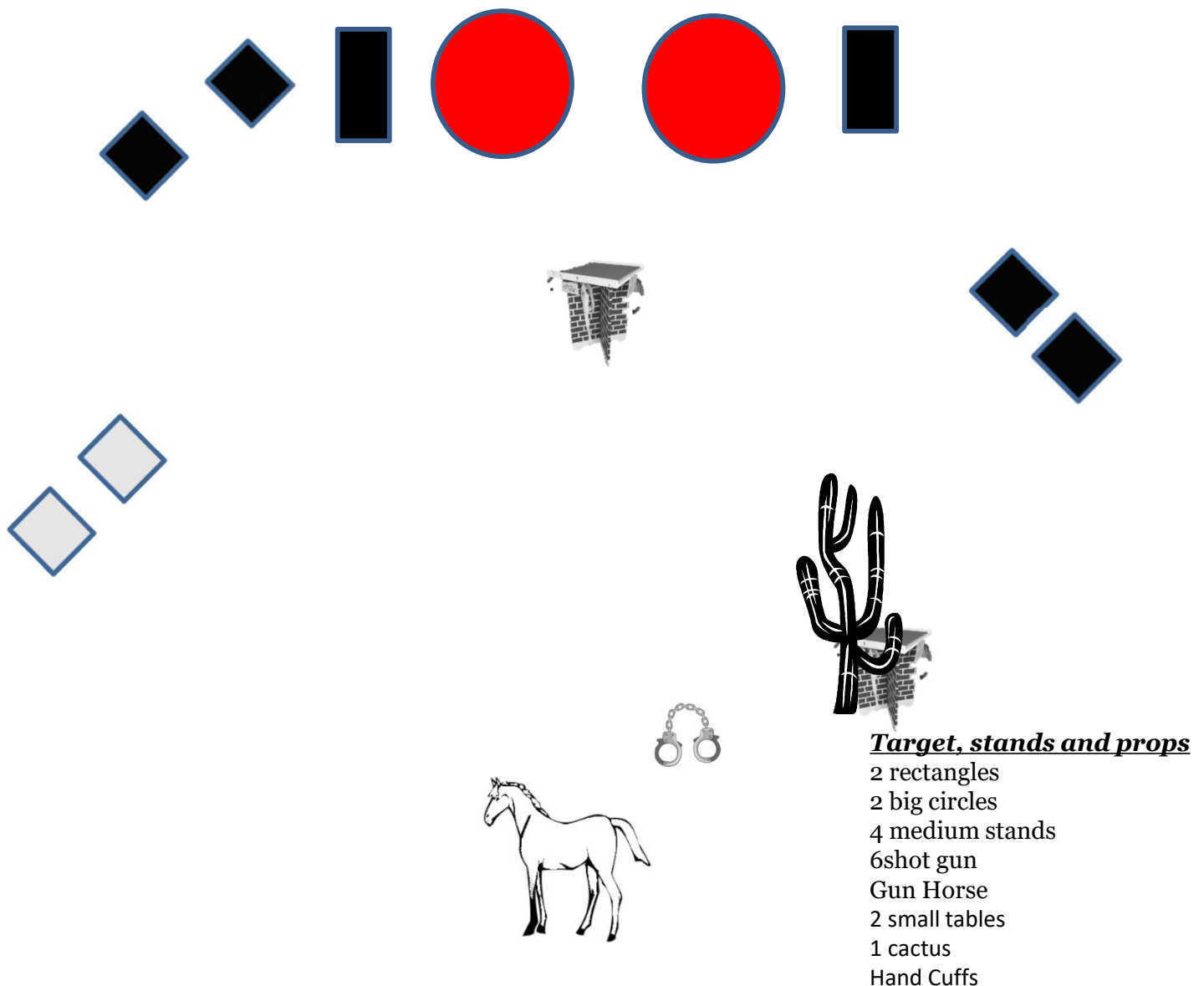
Pistols loaded 5 rounds each holstered.

Shotgun open and empty on the horse or shoot through cactus.

Gun order: Rifle, Shot gun, pistols.

Starting Position: Standing at horse holding hand cuffs in both hands Shooter Says: **“You're Under Arrest for The Murder of Jack Bell”**

ATB: With rifle put one round on both outside targets, then double tap the 2 circles, then double tap the 2 outside targets. Make rifle safe. With shot gun move to cactus and shoot 2 shot gun targets shooting through the cactus, then move to the front table and shoot the last 2 shot gun targets. These may be shot from anywhere between the shoot through cactus and the front table. Make shot gun safe. With pistols repeat the rifle instructions.



Target, stands and props

- 2 rectangles
- 2 big circles
- 4 medium stands
- 6shot gun
- Gun Horse
- 2 small tables
- 1 cactus
- Hand Cuffs

Round Count

9- Rifle

10- Pistol

6+ Shot gun

Stage # 4

Braggs Escape



Bragg is found guilty by Judge Elias Callison and sentence's him to hang. While Virgil, Everitt and two other deputies are taking Bragg by train to be hung the train stops for water and the Sheldon Brothers appear with Alli French holding her hostage and tell Virgil to release Bragg and they will let Alli free. The brothers get Bragg and leave with Alli. They are captured by a group of Indians at their camp on the river. Virgil and Everitt track them down at the river Virgil tells Everitt to **"Shoot The Pack Horse"**. They fight off Indians to free them.

Staging: Rifle loaded 9 rounds held in hand at the horse.

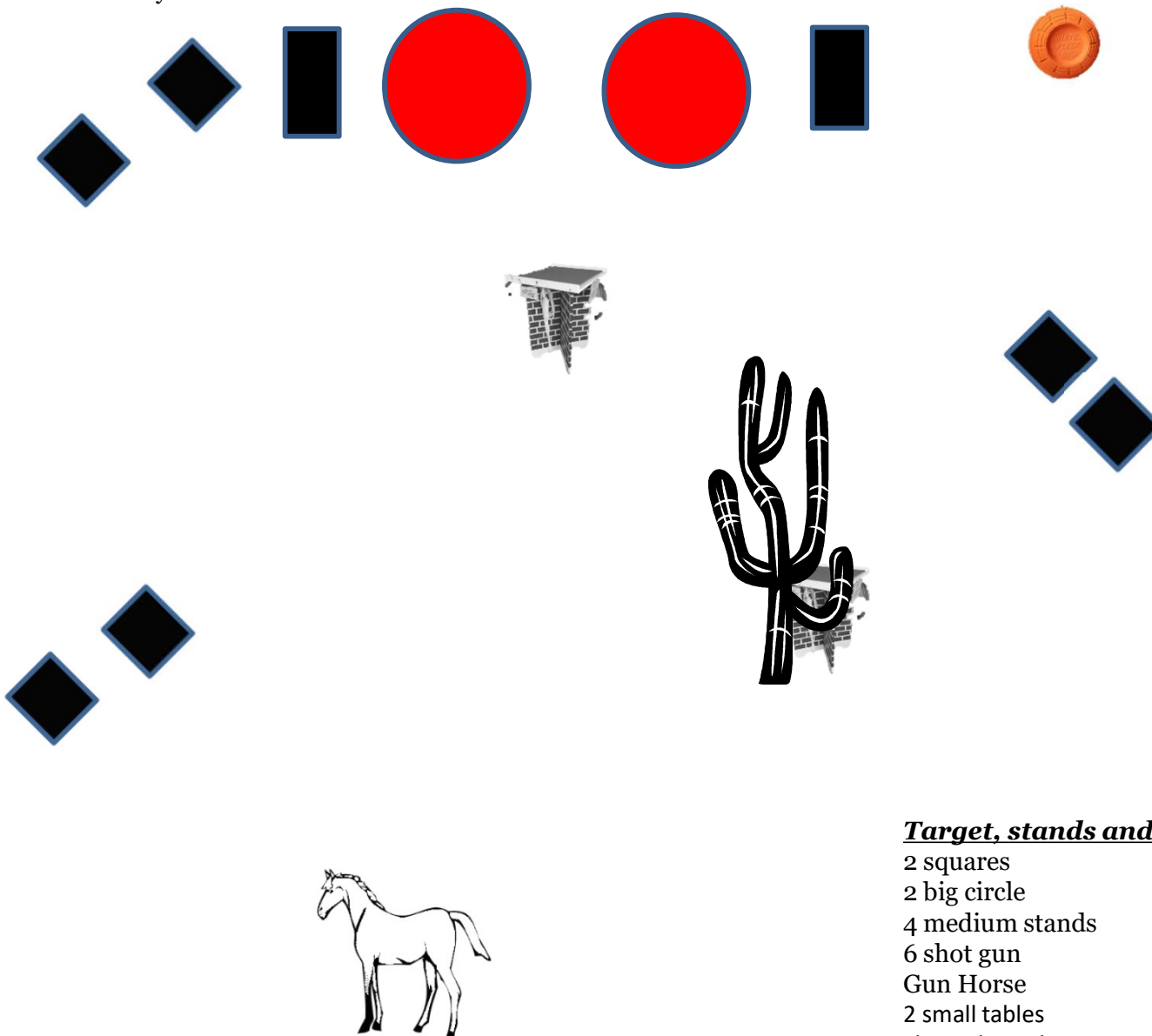
Pistols loaded 5 rounds each holstered.

Shotgun open and empty on the horse.

Gun order: Rifle Shot gun pistols.

Starting Position: Standing at horse holding rifle in hand says, **"Shoot The Pack Horse"**.

ATB: Shoot the Pack Horse (Clay Target) if it breaks get a 5 second bonus Then double tap the rectangles and circles from either end. Make rifle safe. With shot gun knock down the two front left shot gun targets and move to the shoot through cactus and shoot 2 shot gun targets **Must shoot through the cactus.** Move to the center table and shoot 2 shot gun targets. These may be shot from any where between the shoot through cactus and the front table. From the front table with pistols put one shot on the rectangles and 4 shots on the circles in any order. This is a round count.



Target, stands and props

- 2 squares
- 2 big circle
- 4 medium stands
- 6 shot gun
- Gun Horse
- 2 small tables
- Shoot through cactus



Round Count
 10 rifle
 10 Pistol
 4+ Shot gun

Stage #5

Gunfight In Beauville

They take Bragg into Beauville and turn him over to the sheriff, unbeknownst to Cole, the sheriff is a cousin of the Shelton brothers. After a short rest they go to get Bragg from the sheriff and find that Bragg, the Sheldon Brothers and the sheriff are standing in the door and windows of the Sheriffs office. They are all armed. After a fast gun fight Virgil and Everitt lay in the street both shot and Bragg escapes on horseback and the sheriff and Sheldon Brothers are dead. Everitt says, “It Happened Quick” and Virgil replies “Everyone Could Shoot”

Staging: Rifle loaded 10 rounds at the left table.

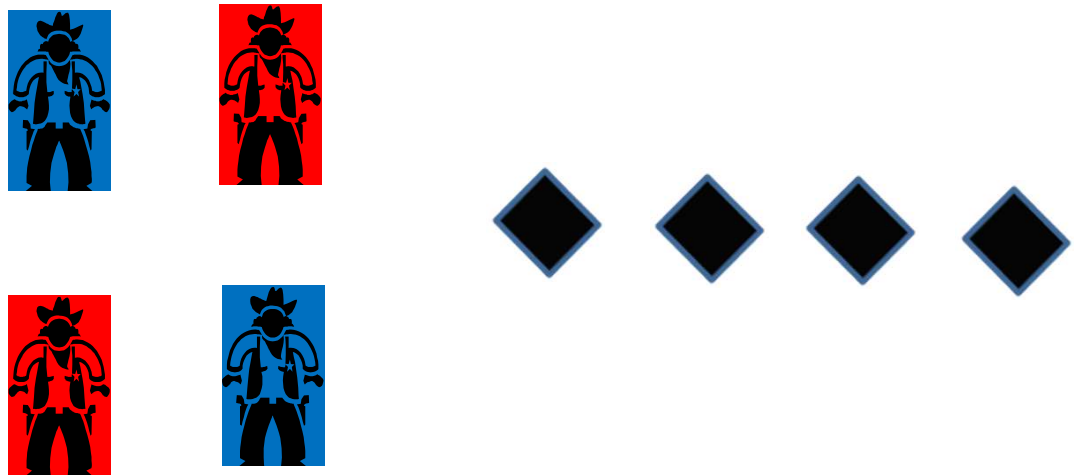
Pistols loaded 5 rounds and holstered.

Shotgun open and empty staged on the left or right table.

Gun Order: Shot Gun, Rifle, Pistol

Starting Position: Standing at the right table with shot gun in hand, shooter says, “It Happened Quick” Or “Everyone Could Shoot”

ATB: With shot gun knock down 4 shotgun targets in any order make shot gun safe. Move to the left table and with rifle do a 3,2 on the blue cowboys and a 3,2 on the red cowboys starting on either top or bottom targets. With pistols repeat the rifle instructions.



Target, stands and props

- 4 Cowboy targets
- 2 short stands Medium?
- 2 tall stands
- 4 shot gun
- 1 small tables
- 1 big table

Round Count
 10 rifle
 10 Pistol
 4+ Shot gun

Stage #6



The Hitch and Bragg Duel

After a presidential pardon Bragg comes back to town buys the Saloon and causes trouble between Virgil, Alli and Everitt. Everitt tired of seeing what is happening goes into Braggs saloon and puts his badge and a colt pistol on the bar the walks over to Bragg and punches and slaps him in the face and say's **You're A Lyin Back Shootin Cowardly Son Of A Bitch**. Bragg gets the gun off the bar. They go to the street and Everitt kills Bragg in a duel.

Staging: Rifle loaded 10 rounds on the left table.


Pistols loaded 5 rounds and holstered.

Shotgun open and empty staged on the either table.

Gun Order: Single six first (off the clock). Then rifle or pistols, shooters choice.

Sarting Position: Standing at the left table holding the single six pistol in hand pointed at the clay target (Bragg) when ready aim and shoot the single six pistol 1 shot at the clay target for a 5 second bonus if you break the clay. Make safe on the table. Then shooter says **"You're A Lyin Back Shootin Cowardly Son Of A Bitch"**

ATB: Hands not touching any guns. With rifle do a Lawrence Welk sweep starting on any target continuing in a clockwise direction. With pistol repeat the rifle instructions. Move to the right table and knock down the 4 shot gun targets in any order.



Target, stands and props

- 4 Cowboy targets
- 2 short stands Medium?
- 2 tall stands
- 4 shot gun
- 1 small tables
- 1 big table
- Single six and ammo