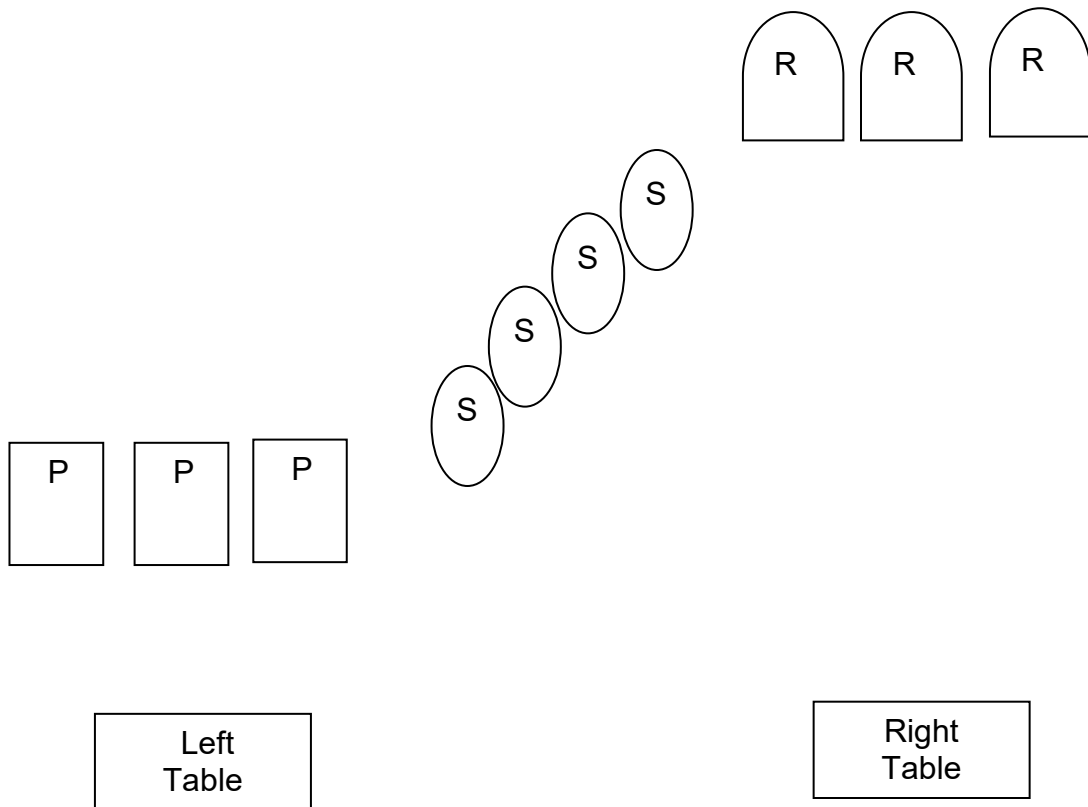


**Stage One**  
**10 Rifle 10 Pistol 4+ Shotgun**

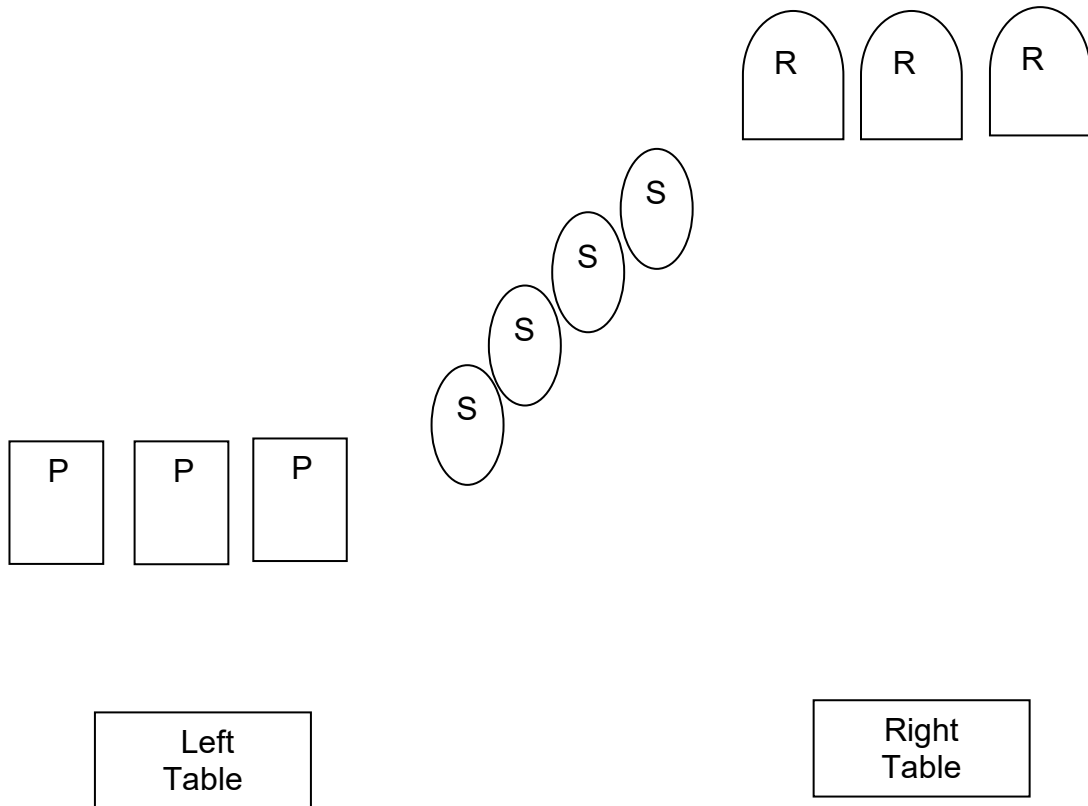


**Staging:** Pistols holstered, shotgun on either table, rifle on right table.

**Gun order:** Rifle, shotgun, pistols.

**Scenario:** Standing behind the right table, hands on table, when ready say “**Flip the switch and let the cauldron bubble!**” ATB engage rifle targets in two five round Nevada sweeps starting on any target. With shotgun, knock down shotgun targets in any order. From the left table with pistols engage pistol targets per rifle instructions.

**Stage Two**  
**10 Rifle 10 Pistol 4+ Shotgun**

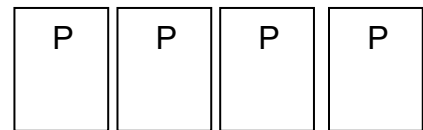
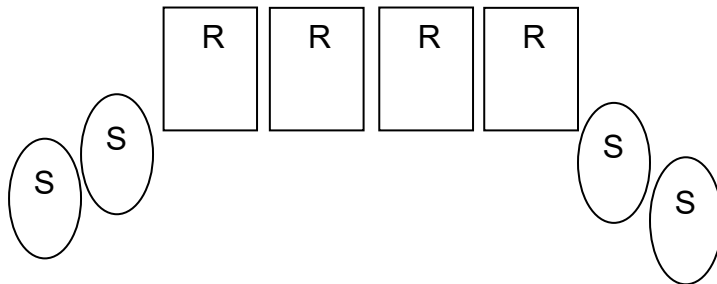


**Staging:** Pistols holstered, rifle and shotgun staged on the right table.

**Gun order:** Pistols, rifle, shotgun.

**Scenario:** Standing behind left table hands on pistols, when ready say, “**Knock on doors for trick or treat.**” ATB with pistols engage pistol targets in a reverse Lawrence Welk sweep on the targets (4 on 1, 3 on 2, 2 on 3, 1 on 1). Move to right table. Then with rifle engage rifle targets with same instruction as pistols. Then with shotgun knock down shotgun targets in any order,

**Stage Three**  
**10 Rifle 10 Pistol 4+ Shotgun**



Left  
Table

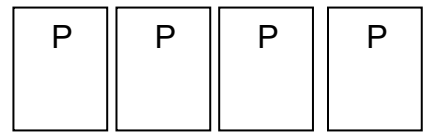
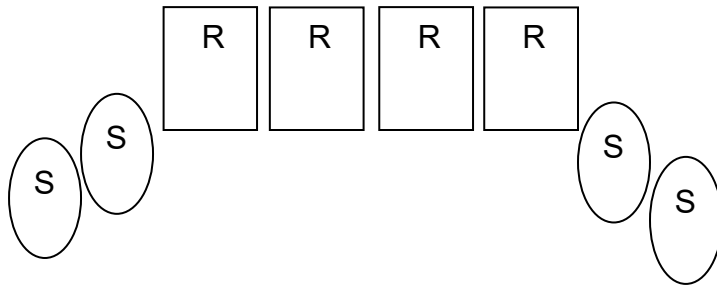
Right  
Table

**Staging:** Pistols holstered, rifle staged on left table, shotgun in hand.

**Gun order:** Shotgun, rifle, pistols.

**Scenario:** Standing behind the left table with shotgun in hand, when ready say ***“Double, double toil and trouble.”*** ATB with shotgun, knock down the shotgun targets, any order. With rifle, engage rifle targets in a hoot sweep (1 round on target 1, 2 rounds on target 2, 2 rounds on target 3, 2 rounds on target 2, 2 rounds on target 3 and 1 round on target 4). Move to the right table and with pistols same instruction as rifle.

**Stage Four**  
**10 Rifle 10 Pistol 4+ Shotgun**



Left  
Table

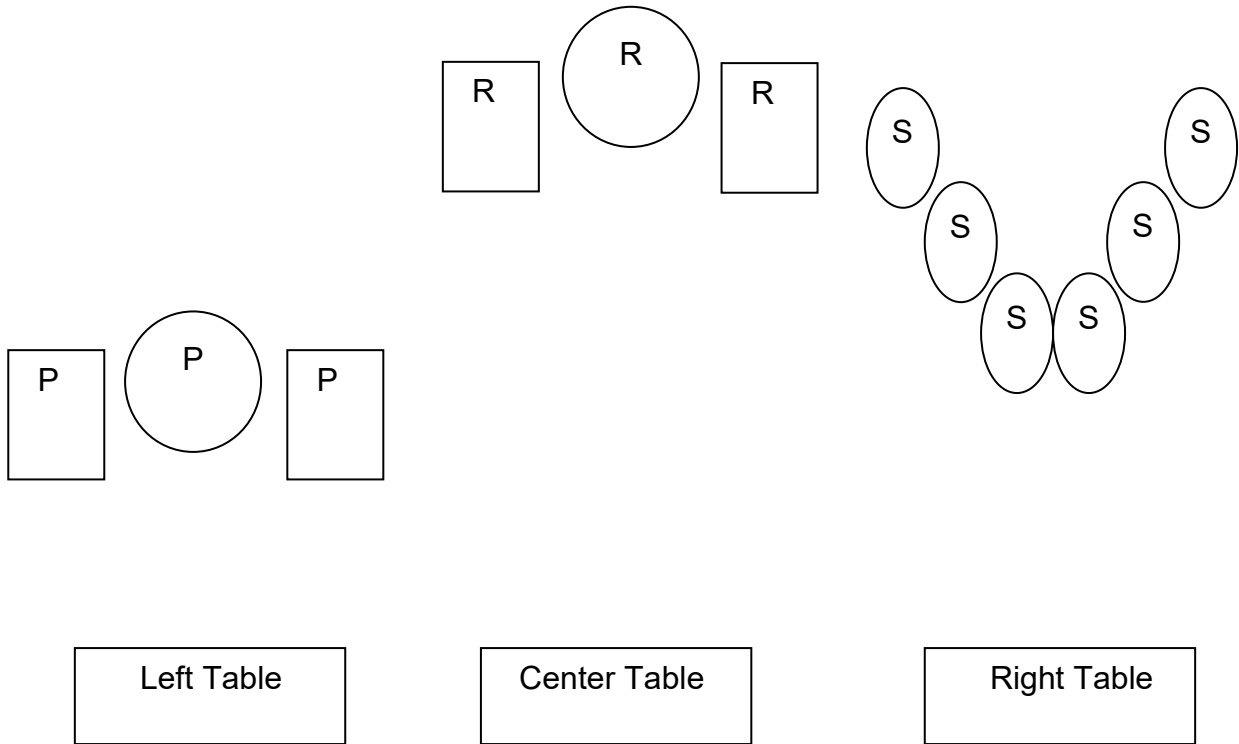
Right  
Table

**Staging:** Pistols holstered shotgun and rifle staged on left table.

**Gun order:** Pistols, rifle, shotgun.

**Scenario:** Standing behind right table, hands on hat. When ready say, ***“Fire burn, and caldron bubble.”*** ATB engage pistol targets by placing three rounds on an inside target then sweep the targets and then place three rounds on the other inside target. Move to left table and engage rifle targets same instruction as pistols. Then with shotgun, knock down the shotgun targets, any order.

**Stage Five**  
**10 Rifle 10 Pistol 6+ Shotgun**

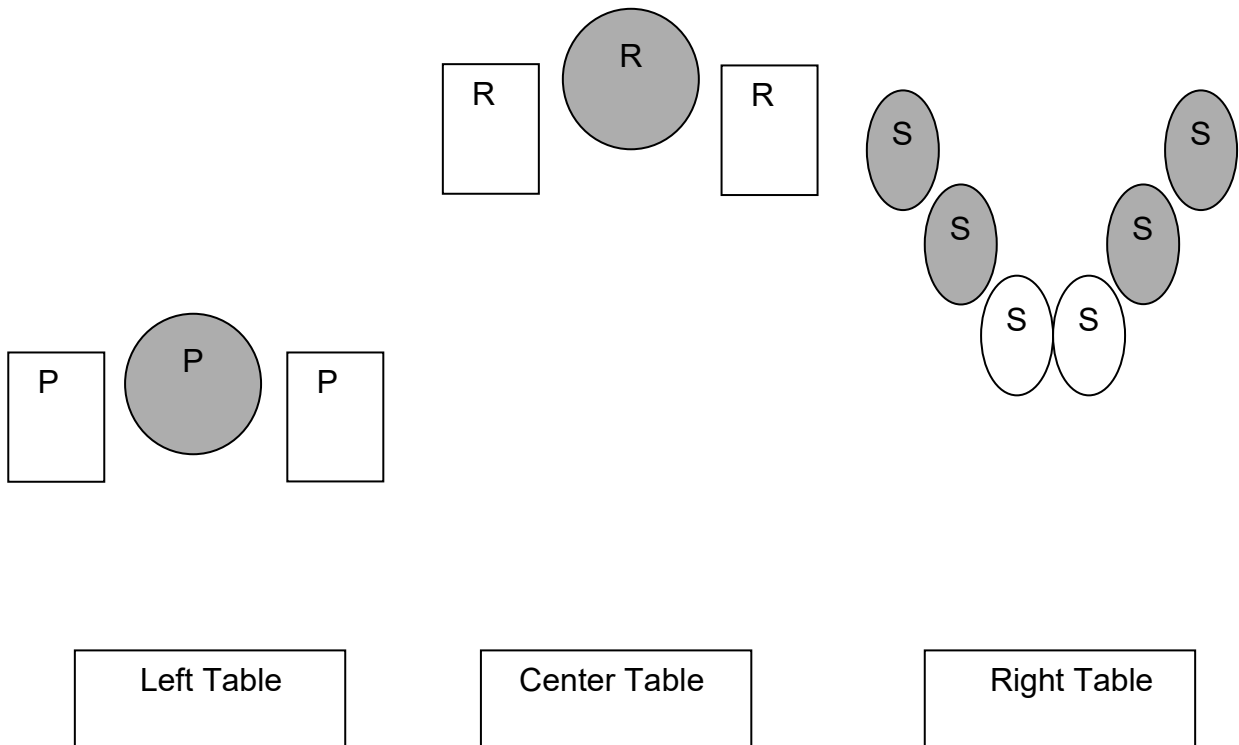


**Staging:** Pistols holstered, shotgun staged on the right table, rifle in hand.

**Gun order:** Rifle, shotgun, pistols.

**Scenario:** Standing behind the center table with rifle in hand, when ready say ***“I am the pumpkin king.”*** ATB with rifle engage rifle targets in a 1-2-2 sweep beginning on either end, and repeat instructions. Then move to the right table, and engage shotgun targets until down, in any order. Move to the left table and engage pistol targets per rifle instructions.

**Stage Six**  
**10 Rifle 10 Pistol 2+ Shotgun**



**Staging:** Pistols holstered, rifle staged on center table, shotgun staged on right table.

**Gun order:** Shotgun, rifle, pistols.

**Note:** Grey targets not in play.

**Scenario:** Standing behind the right table hands at low surrender. When ready say, ***“This is my costume!”*** ATB with shotgun, knock down the shotgun targets, any order. Move to the left table, with the rifle place 5 rounds on each rectangle, any order. Move to the left table, with pistols repeat rifle instructions.