

Round Count

10- Rifle
10- Pistol
4+ Shot gun

Stage # 1



Kokomo

- *Aruba, Jamaica, ooh, I wanna take ya
Bermuda, Bahama, come on pretty mama
Key Largo, Montego, baby, why don't we go
Jamaica, off the Florida Keys
There's a place called Kokomo
That's where you wanna go to get away from it all*

Staging: Pistols Holstered

Shotgun open and empty on the Left table.

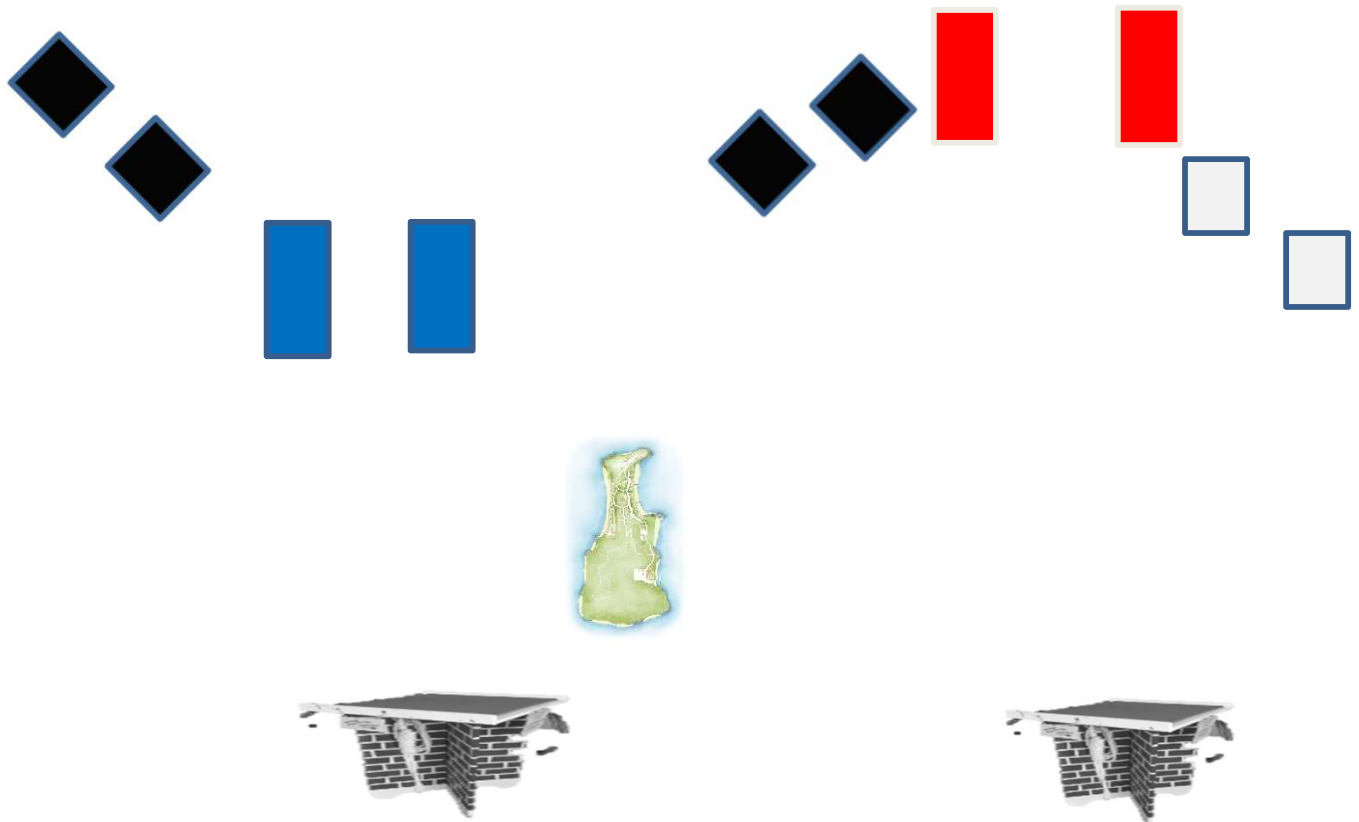
Rifle loaded 10 rounds on the Right table.

Gun order: Rifle first, choice pistols or shotgun

Standing at the right table Holding the map of Kokomo in both hands.

Shooter says, **“There Is A Pace Called Kokomo”.**

ATB: Drop the map and shoot rifle targets from either end in the alternating double tap for 10 rounds. Move to the left table and with pistols repeat rifle instructions. Or knockdown 4 shot gun targets in any order



Round Count

10 rifle
10 Pistol
4+ Shot gun

Stage #2

Surfin USA



If everybody had an ocean

Across the USA

Then everyboy'd be surfin

Like Carolin-i-a

You'd see them wearing their gun belts

And cowboy hats too

Cowboy boots and a cowboy hairdo

Shootin USA

Gun Order: Rifle shotgun pistols

Staging: Shotgun on right at the left table


Rifle loaded 10 rounds on the right table.

Pistols loaded 5 rounds and holstered.

Standing facing the surfboard with one hand touching each side of surfboard shooter says:

“Surfin USA”

ATB: With rifle starting on either target do a 1,4 sweep then from the other direction do a 4,1sweep. Then with shot gun shoot the 4 shot gun knockdowns in any order make shot gun safe on the left table. With pistols repeat rifle instructions.



Round Count

10 rifle
10 Pistol
6+ Shot gun

Stage #3

Catch A Wave



Catch a wave and you're sittin' on top of the world.

“Staging: Shotgun on the left table.


Rifle loaded 10 rounds on the right table.

Pistols loaded 5 rounds and holstered.

Standing Holding the wave: **“Catch A Wave”**

Gun order Pistols, Shotgun, Rifle, Shotgun

ATB: Drop the wave and with pistols do a Lawrence Welk sweep from either direction on 2 targets. With shotgun shoot 4 shot gun targets make shotgun safe on the right table and then with rifle repeat the pistol instructions. Then pick up shotgun and knock down the last 2 shotgun targets.



Round Count

10-Rifle
10-Pistol
4+ Shotgun

Stage # 4



Fun Fun Fun

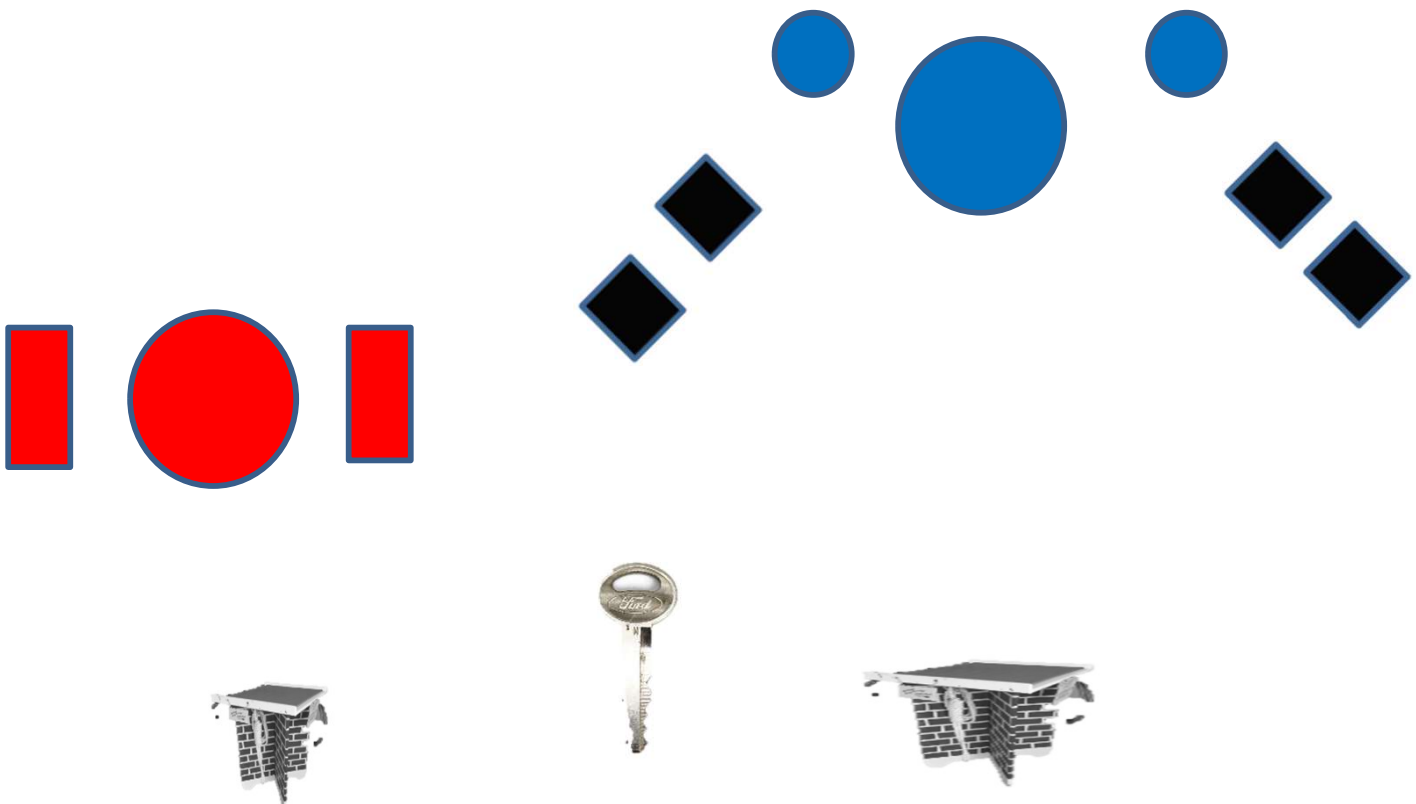
Well she got her daddy's car
And she's cruisin' through the hamburger stand now
Seems she forgot all about the library
Like she told her old man now
And with the radio blasting
Goes cruising just as fast as she can now
And she'll have fun fun fun
'Til her daddy takes her shotgun away

Staging: **Pistols loaded with 5 rounds each holstered .**
 Rifle loaded with 10 rounds on Right table.
 Shotgun, open and empty on the Right table.

Gun order Rifle not last

Starting Position: Standing at the left or right table holding Key in both hands.
Then place hands on gun of choice and shooter says **"Fun Fun Fun"**

ATB: Drop the Key. With rifle targets putting at least 3 shots on each target last round on any target make rifle safe. With the shotgun shoot the 4 shot gun targets in any order make the shotgun safe. With your pistols, shoot the targets as per rifle instructions.



Round Count

10-Rifle

10-Pistol

4+ Shotgun

Stage # 5



Good Vibrations

I'm pickin' up good vibrations
She's giving me the excitations
(Oom bop bop good vibrations) I'm pickin' up good vibrations
(Oom bop bop excitations) she's giving me the excitations

Staging: Two pistols loaded with 5 rounds each holstered .


Rifle loaded with 10 rounds on right table.

Shotgun, open and empty on the right table.

Gun order Pistol, Rifle, Shotgun

Starting Position: Standing at the Left table hands stretched out and shaking.
and shooter says **"Good Vibrations"**

ATB: With Pistols do a 1,3,1 sweep from either end. And then repeat from the same end.
Move to the right table and with rifle repeat the pistol instructions. With shotgun knockdown 4
shotgun targets in any order.



Round Count

10-Rifle

10-Pistol

4+ Shotgun

Stage # 6



Help Me Rhonda Help Help Me Rhonda

Well, Rhonda you look so fine
And I know it wouldn't take much time
For you to help me Rhonda
Help me get her out of my heart
Help me Rhonda, help, help me Rhonda

Staging: Two pistols loaded with 5 rounds each holstered .
Rifle loaded with 10 rounds on right table.
Shotgun, open and empty on the right table.

Gun order: Rifle not last

Starting Position: Standing at the Left table or right table facing up range holding the beach ball in both hands.
shooter says **"Help Me Rhonda"**

ATB: Throw the beach ball up range. With rifle put 5 rounds on the big center circle then 3 rounds on an outside circle and 2 rounds on the other outside circle. With pistols repeat the rifle instructions. With shot gun knockdown shotgun targets in any order.

