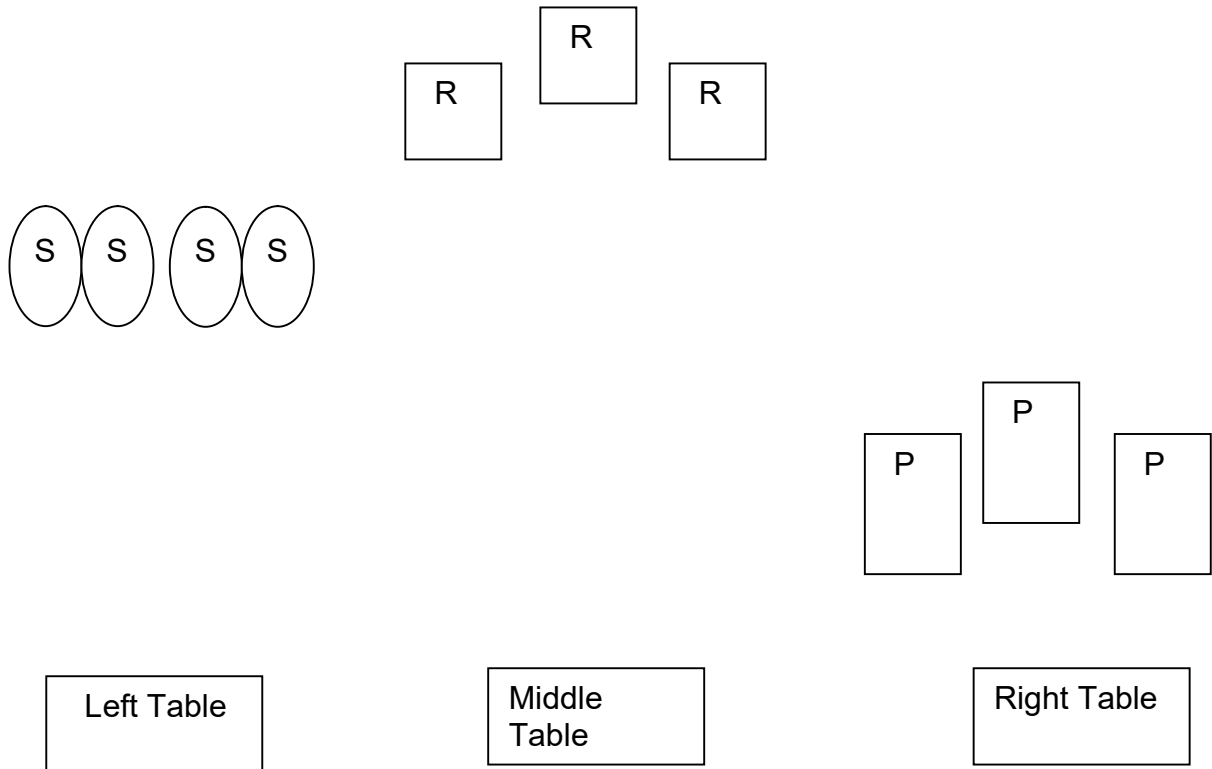


Stage One
10 Rifle 10 Pistol 4+ Shotgun

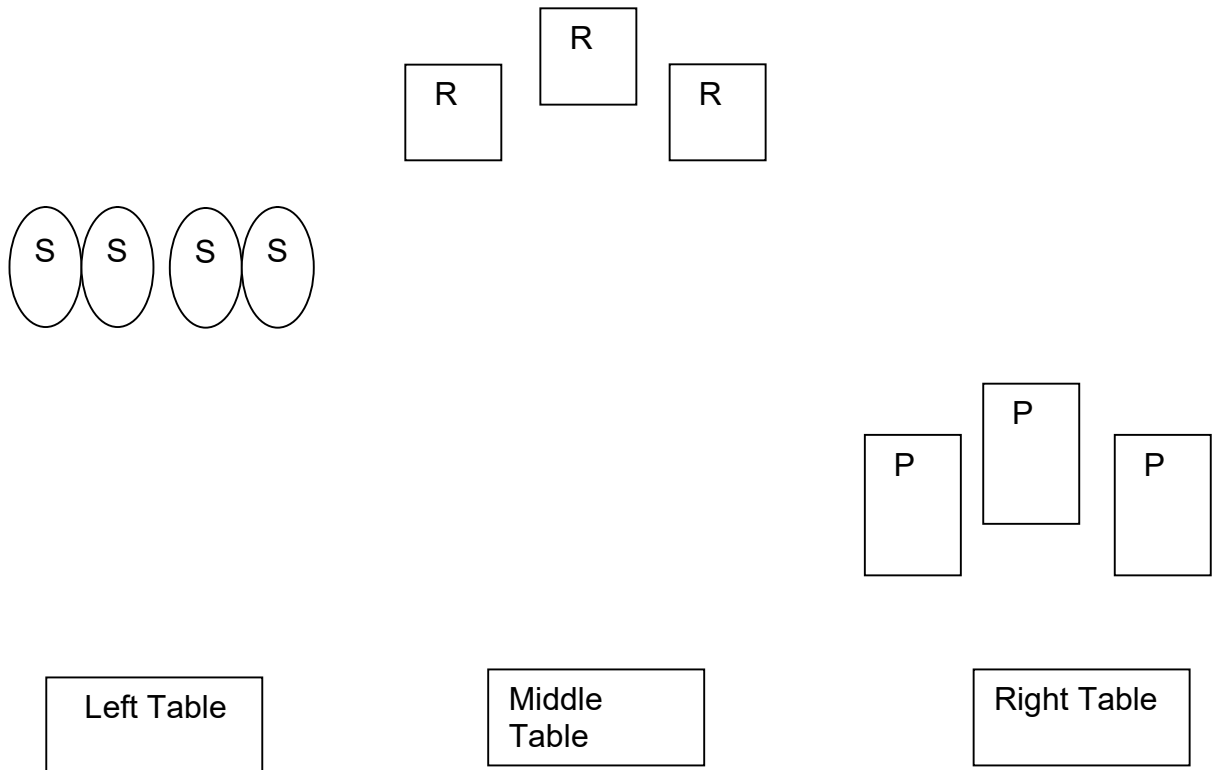


Staging: Pistols holstered, rifle staged on middle table, shotgun on the left table.

Gun Order: Shotgun, rifle, pistols.

Scenario: Standing behind left table holding snow ball in each hand, when ready say, ***“Oh, the weather outside is frightful”*** ATB starting at left table use shotgun to knock down SG targets, in any order. From middle table, with rifle alternate double taps between R1 & R2 for 8 rounds starting on either target, then place 2 rounds on R3 (R1 may be left or right target, R2 is center target). Move to the right table and with pistols use same instructions as rifle.

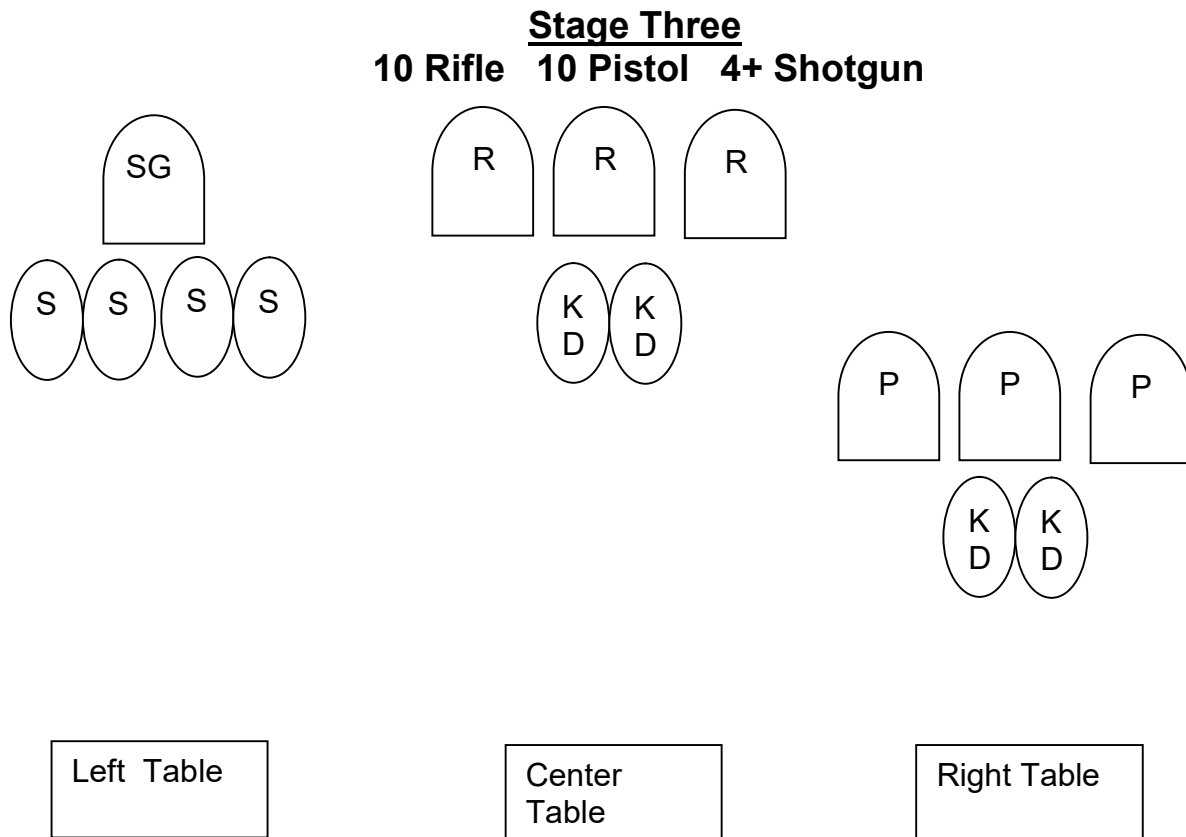
Stage Two
10 Rifle 10 Pistol 4+ Shotgun



Staging: Pistols holstered, rifle staged on the middle table, shotgun on the left table.

Gun Order: Pistols, rifle, shotgun.

Scenario: Standing behind the right table, with hands on a pistol or pistols, when ready say ***“But the fire is so delightful”*** ATB from the right table using pistols place 1 round on the center target, then 3 rounds on an outside target, then 1 round on the center target. Then repeat placing the 3 rounds on the other outside target. From the middle table use same instructions for the rifle as pistols. With shotgun, from left table knock down SG targets in any order



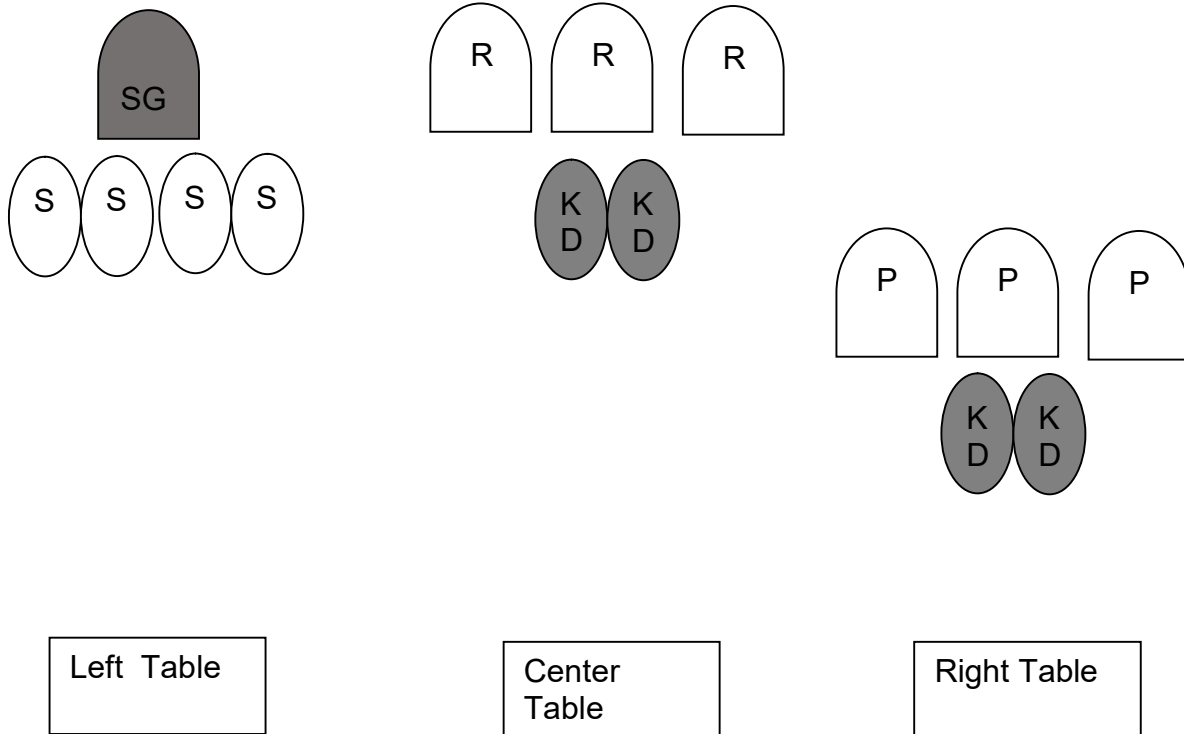
Staging: Pistols holstered, rifle staged on center table, shotgun on table of choice.

Gun Order: Pistols, rifle, shotgun.

Scenario: start standing behind the right table with hands out like you're catching snowflakes, when ready say ***"It doesn't show signs of stopping"*** ATB place 4 rounds on the 3 stationary pistol targets, then place the 5th round on a knock down. Repeat instructions for the next five rounds. Move to the center table and use same instruction for rifle as pistol. Move to the left table and knock down shotgun targets in any order.

Note: Misses on pistol / rifle knockdowns may be made up on the static shotgun target with shotgun anytime during shotgun run.

Stage Four
10 Rifle 10 Pistol 4+ Shotgun



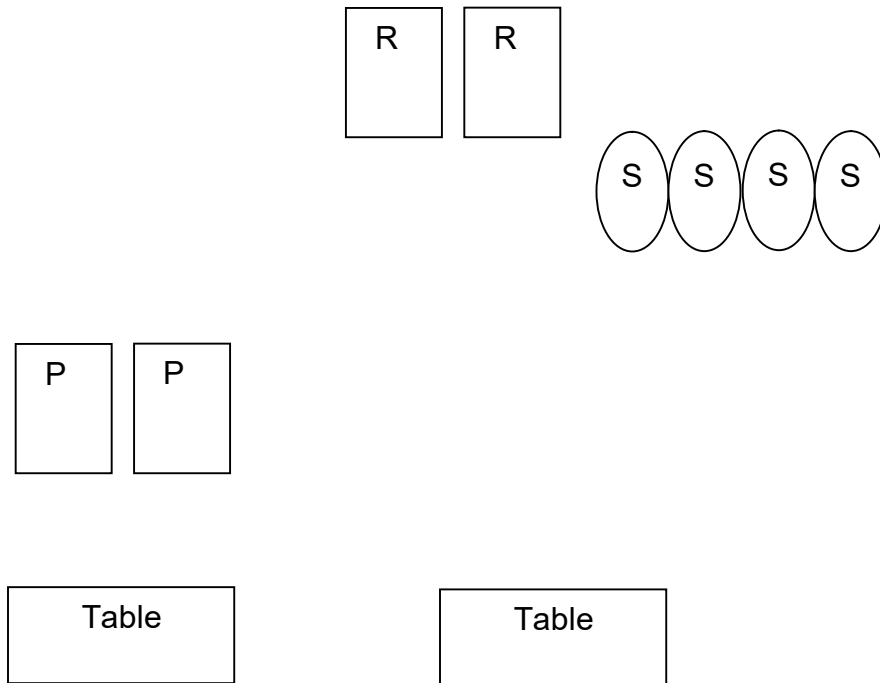
Staging: Rifle in hand, pistols holstered and shotgun on left table.

Gun Order: Rifle, then shotgun or pistols.

Scenario: Start standing behind center table, rifle in hands, when ready say ***“And I’ve bought some corn for popping”*** ATB with rifle shoot a double tap Nevada sweep starting on any target. With pistols from the right table same instruction as rifle. With shotgun from the left table knock down shotgun targets in any order.

Note: Grey targets not used.

Stage Five
10 Rifle 10 Pistol 4+ Shotgun

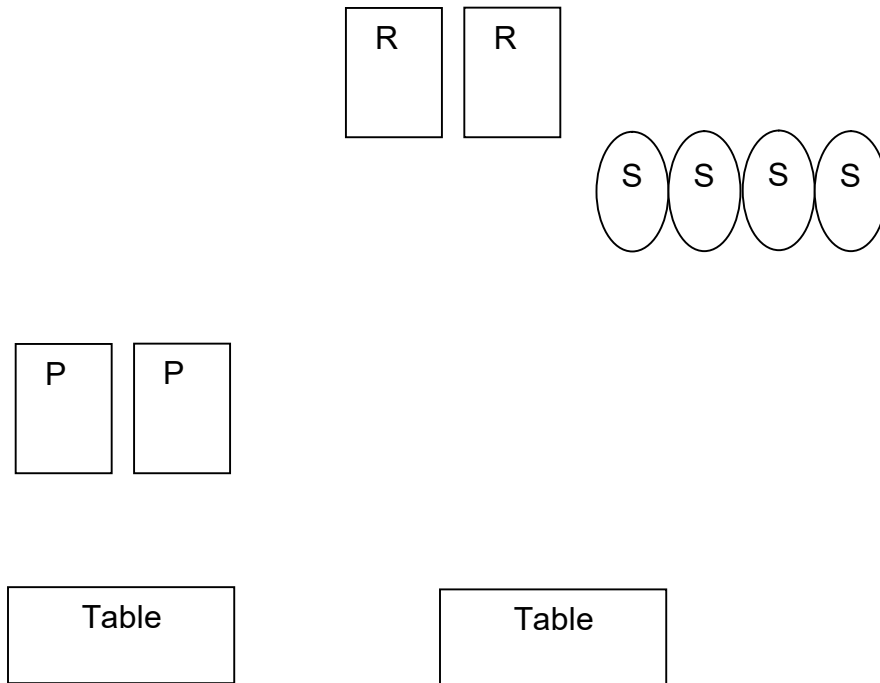


Staging: Pistols holstered, rifle and shotgun on right table.

Gun Order: Pistols, rifle, shotgun.

Scenario: Standing behind the left table holding a strand of lights in both hands, when ready say ***“The lights are turned way down low”*** ATB, with pistols sweep targets in a 2-3 sweep from either end and repeat instruction. Move to the right table and same instruction for rifle as pistols, yes you may do a 2-5-3 sweep. With shotgun knock down shotgun targets in any order.

Stage Six
10 Rifle 10 Pistol 4+ Shotgun



Staging: Shotgun in hands, rifle on right table and pistols holstered.

Gun Order: Shotgun, rifle, pistols.

Scenario: Standing behind the right table with shotgun in hands, when ready say ***“Let it snow, let it snow, let it snow”*** ATB, with shotgun knock down shotgun targets in any order. With the rifle do a 4-2-4 sweep, move to the left table and repeat rifle instructions for pistols.

Savannah River Rangers 12-15-24