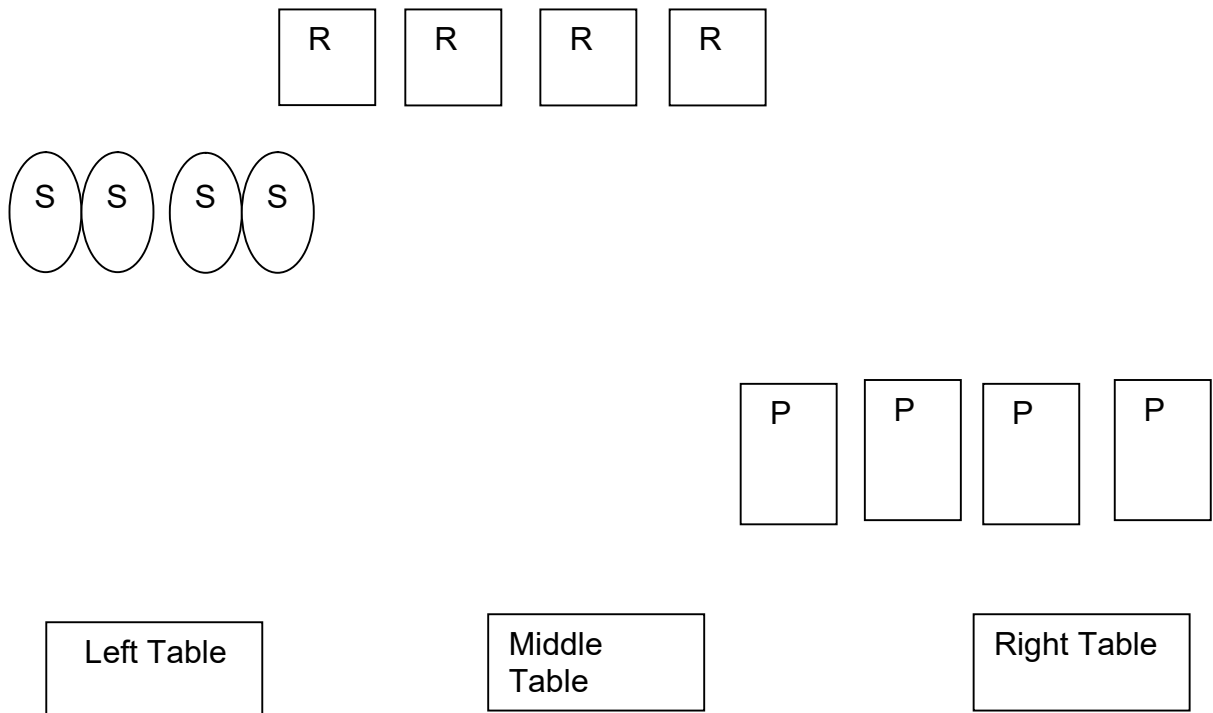


Stage One
10 Rifle 10 Pistol 4+ Shotgun

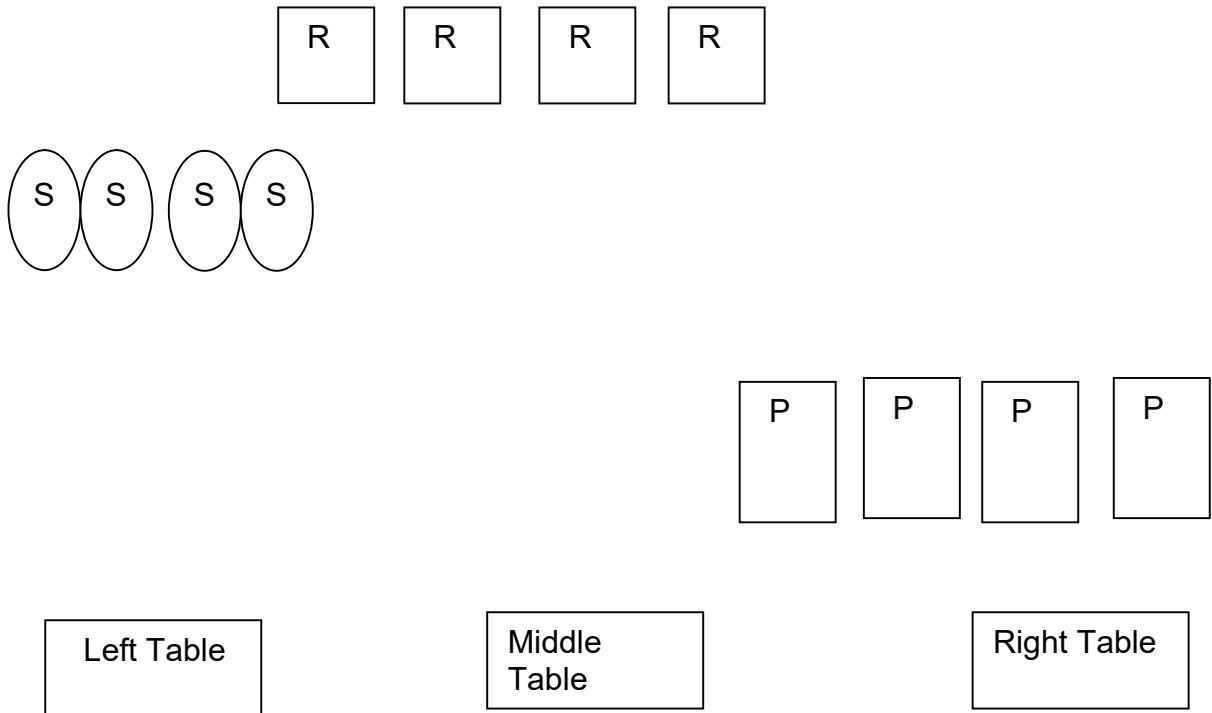


Staging: Pistols holstered, rifle staged on middle table, shotgun on the left table.

Gun Order: Shotgun, Rifle, Pistols or Pistols, Rifle, Shotgun.

Scenario: Standing behind left or right table, hands by sides, when ready say, ***“If we’re lost, you can tell me.”*** ATB starting at left table use shotgun to knock down SG targets, in any order. From middle table, with rifle sweep the four targets, then place 3 on target 3, 2 on target 2 and 1 on target 1, starting on either end. Move to the right table and with pistols use same instructions as rifle.

Stage Two
10 Rifle 10 Pistol 4+ Shotgun



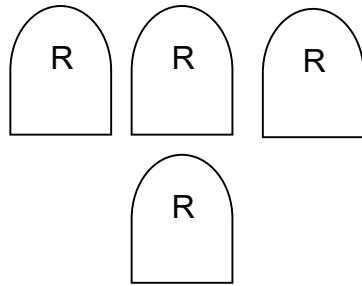
Staging: Pistols holstered, rifle staged on the middle table, shotgun on the left table.

Gun Order: Pistols, Rifle, Shotgun

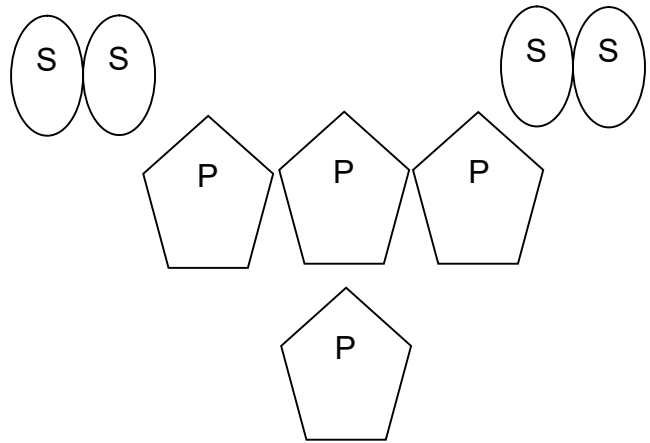
Scenario: Standing behind the right table, holding the lantern in both hands, when ready say ***“We’re lost.”*** ATB from the right table, with pistols shoot a 4-1-1-4 sweep from either end. With rifle repeat pistols instructions. With shotgun, knock down SG targets in any order.

Stage Three

10 Rifle 10 Pistol 4+ Shotgun



Left Table



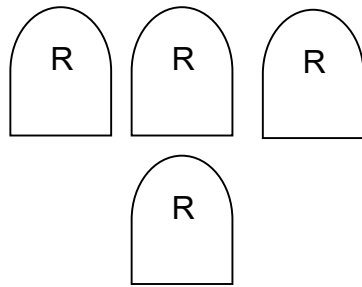
Right Table

Staging: Pistols holstered, rifle in hand, shotgun on right table.

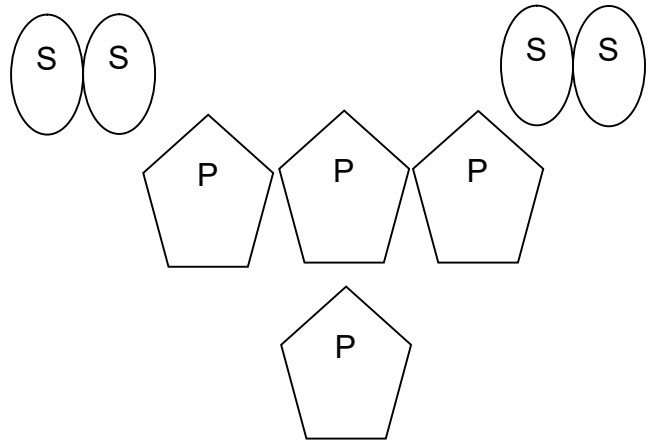
Gun Order: Rifle, Pistols, Shotgun.

Scenario: Start standing behind the left table with rifle in hands, when ready say ***“This ain’t Dodge City.”*** ATB place 1 round on the low rifle target and 2 rounds on an upper target, then 1 round on the low target and 2 rounds on an unengaged upper target, then 1 round on the low target and 2 rounds on the remaining unengaged upper target, then 1 round on low target. Move to the right table and engage pistol targets per rifle instructions, then knock down shotgun targets in any order.

Stage Four
10 Rifle 10 Pistol 4+ Shotgun



Left Table



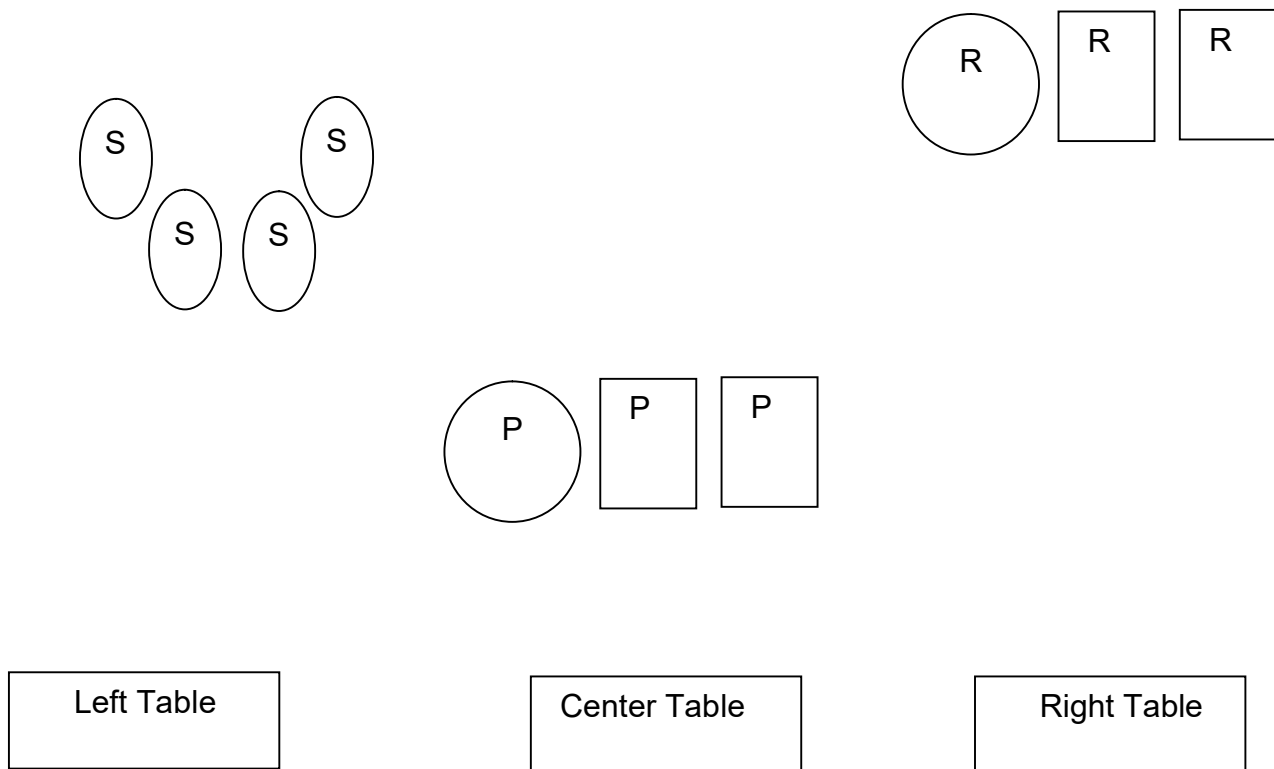
Right Table

Staging: Rifle on left table, pistols holstered, shotgun on right table

Gun Order: Shotgun, Rifle, Pistols.

Scenario: Start standing behind right table, hands on hat, when ready say ***“What did you say Roy?”*** ATB with shotgun, knock down the shotgun targets in any order, with rifle shoot a 2-3-2-3 sweep starting either end on top row and ending on the low target. From the right table, with pistols same instruction as rifle.

Stage Five
10 Rifle 10 Pistol 4+ Shotgun

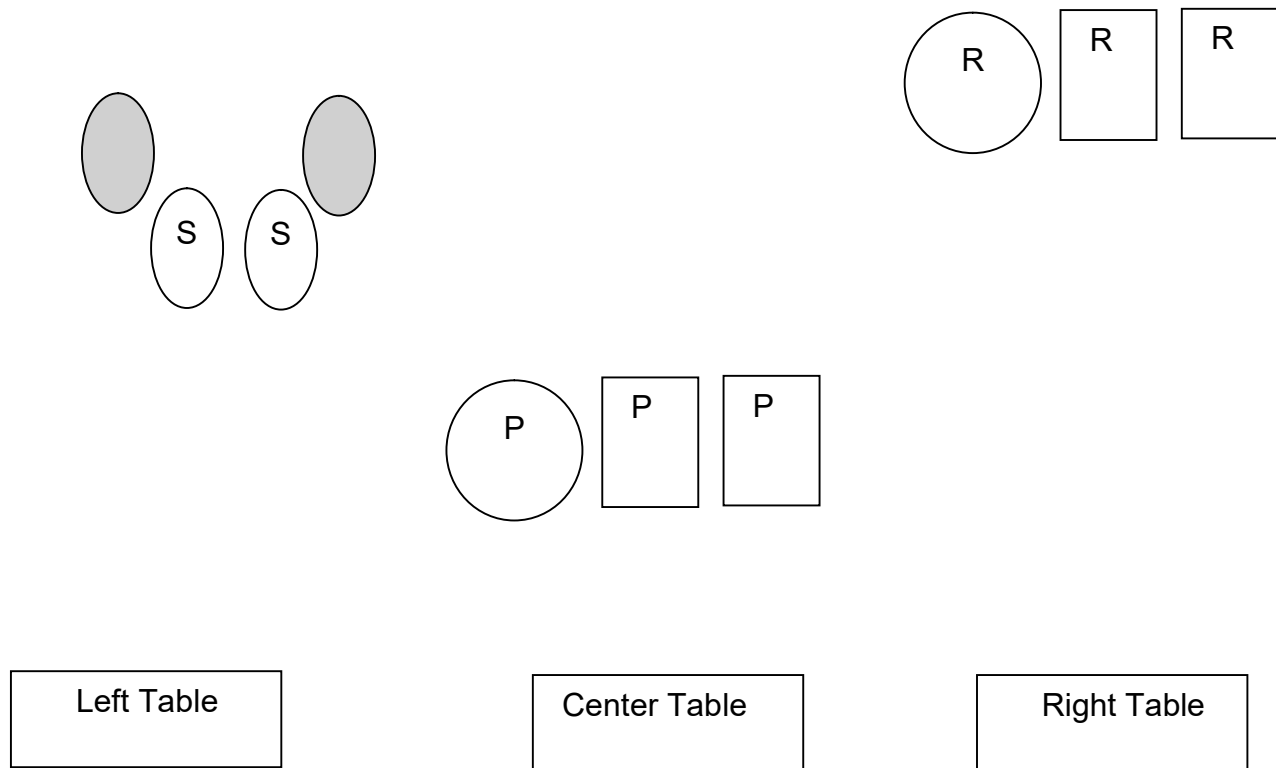


Staging: Pistols holstered, rifle staged on right table and shotgun on left table.

Gun Order: Pistols last.

Scenario: Standing behind left or right table, hands at low surrender. When ready say, **“What’s my name today?”** ATB if starting at left table, with shotgun knock down the shotgun targets in any order, From right table place 3 rounds on the circle and 1 round on each rectangle and repeat. From center table with pistols engage pistol targets per rifle instructions.

Stage Six
10 Rifle 10 Pistol 2+ Shotgun



Staging: Shotgun on left or center table, pistols holstered, rifle on right table.

Gun Order: Rifle, Pistols, Shotgun.

Note: Grey shotgun targets not in play.

Scenario: Standing behind the right table holding the flowers in both hands, when ready say ***“Mathew Quigley, same as any other day.”*** ATB with rifle put 5 rounds on the circle and alternate 5 rounds on the rectangles, any order. With pistols from the center table, same instruction as rifle. With shotgun, anywhere between left and center table, knock down shotgun targets in any order.