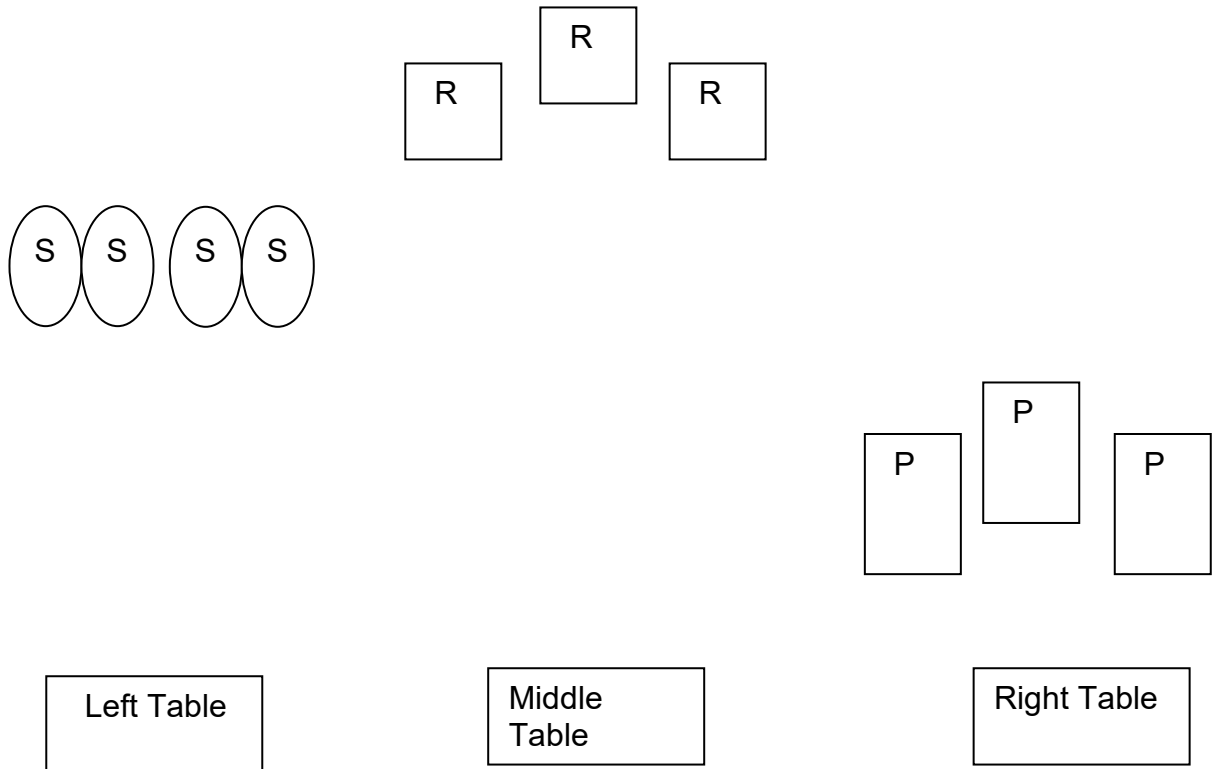


Stage One
10 Rifle 10 Pistol 4+ Shotgun



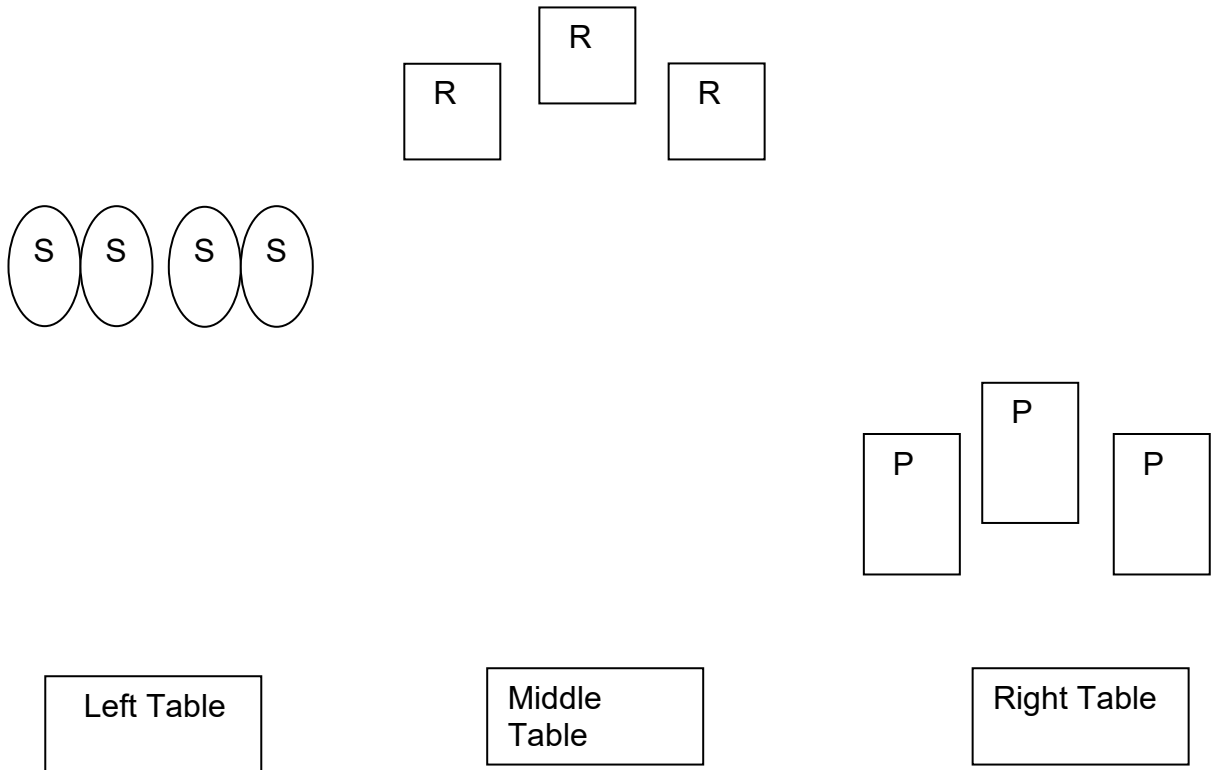
Staging: Pistols holstered, rifle staged on middle table, shotgun on the left table.

Gun Order: Shotgun, rifle, pistols.

Scenario: Standing behind left table holding gift in both hands, when ready say, ***“Have yourself a merry little Christmas”*** ATB starting at left table use shotgun to knock down SG targets, in any order. From middle table, with rifle alternate double taps between R1 & R2 for 8 rounds starting on either target, then place 2 rounds on R3 (R1 may be left or right target, R2 is center target). Move to the right table and with pistols use same instructions as rifle.

Savannah River Rangers 12-21-25

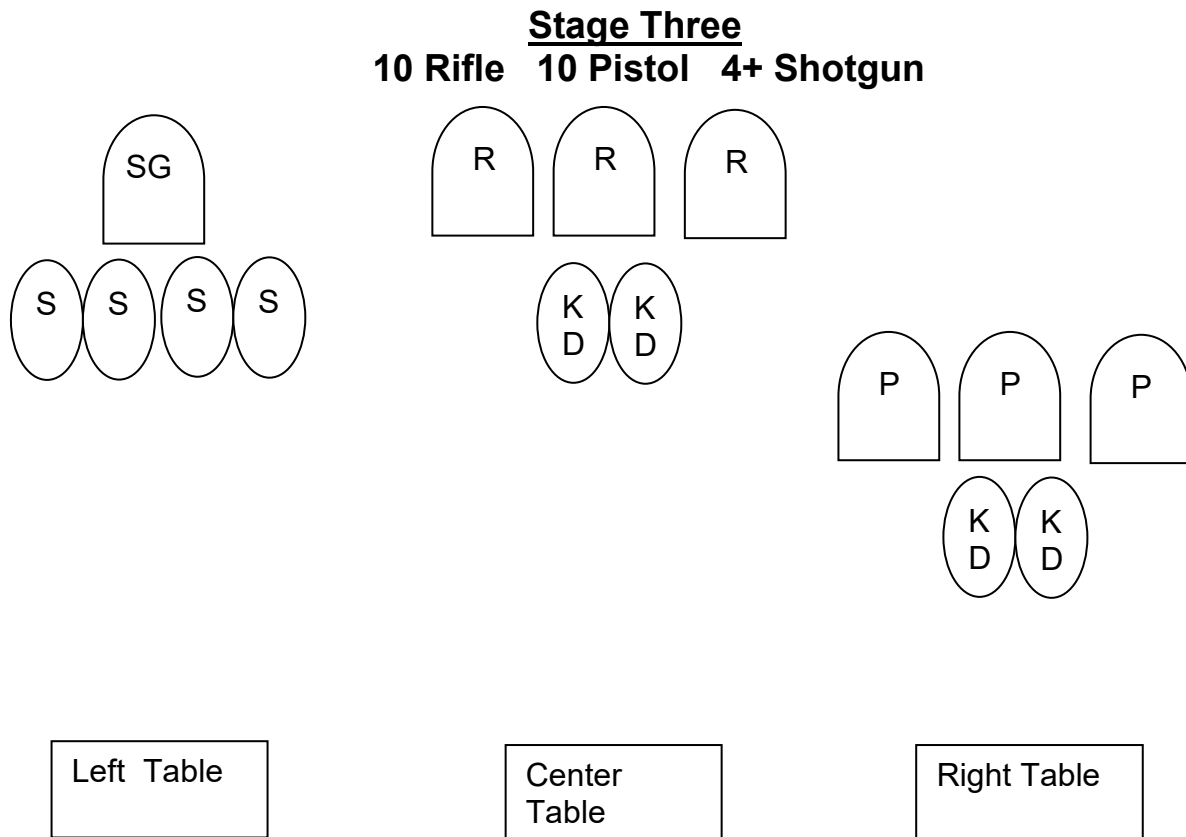
Stage Two
10 Rifle 10 Pistol 4+ Shotgun



Staging: Pistols holstered, rifle staged on the middle table, shotgun on the left table.

Gun Order: Pistols, rifle, shotgun.

Scenario: Standing behind the right table, with hands on a pistol or pistols, when ready say ***“Let your heart be light”*** ATB from the right table using pistols place 1 round on the center target, then 3 rounds on an outside target, then 1 round on the center target. Then repeat placing the 3 rounds on the other outside target. From the middle table use same instructions for the rifle as pistols. With shotgun, from left table knock down SG targets in any order



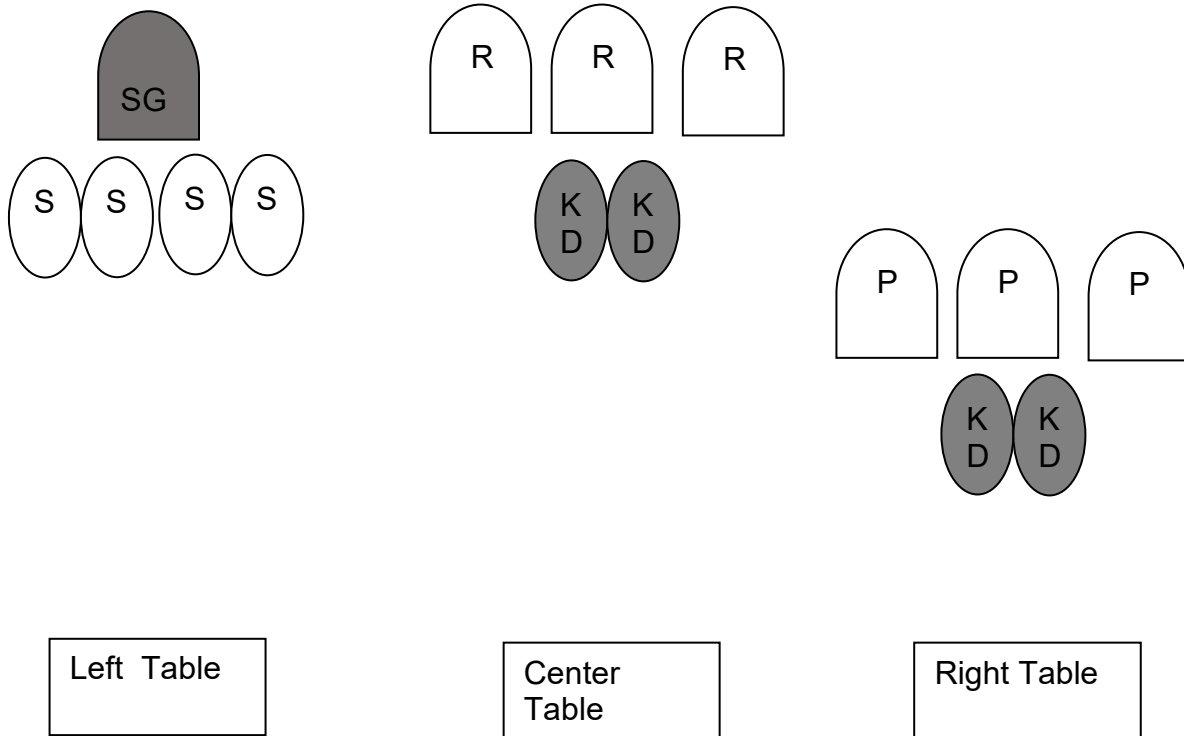
Staging: Pistols holstered, rifle staged on center table, shotgun on table of choice.

Gun Order: Pistols, rifle, shotgun.

Scenario: start standing behind the right table with one hand shielding your eyes, when ready say ***“Our troubles will be out of sight”*** ATB with pistols sweep the targets in a 3-2-3 sweep, then the 2 knock downs. Move to the center table and use same instruction for rifle as pistol. Move to the left table and knock down shotgun targets in any order.

Note: Misses on pistol / rifle knockdowns may be made up on the static shotgun target with shotgun anytime during shotgun run.

Stage Four
10 Rifle 10 Pistol 4+ Shotgun



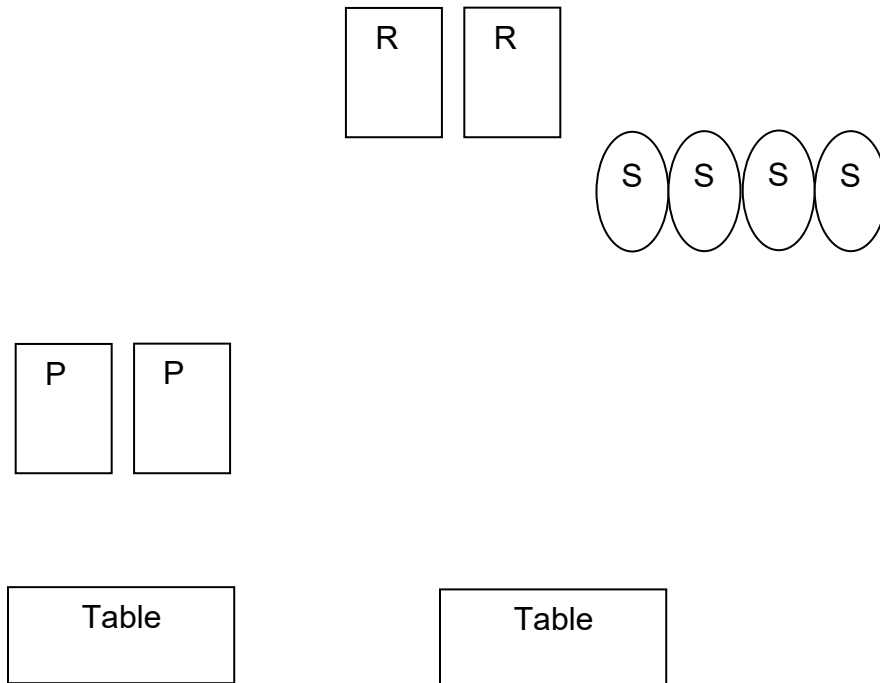
Staging: Rifle in hand, pistols holstered and shotgun on left table.

Gun Order: Rifle, then shotgun or pistols.

Scenario: Start standing behind center table, rifle in hands, when ready say ***“Make the Yuletide gay”*** ATB with rifle place 4 rounds on an outside target, then 1 round on the center, and repeat using other outside target. With pistols from the right table same instruction as rifle. With shotgun from the left table knock down shotgun targets in any order.

Note: Grey targets not used.

Stage Five
10 Rifle 10 Pistol 4+ Shotgun

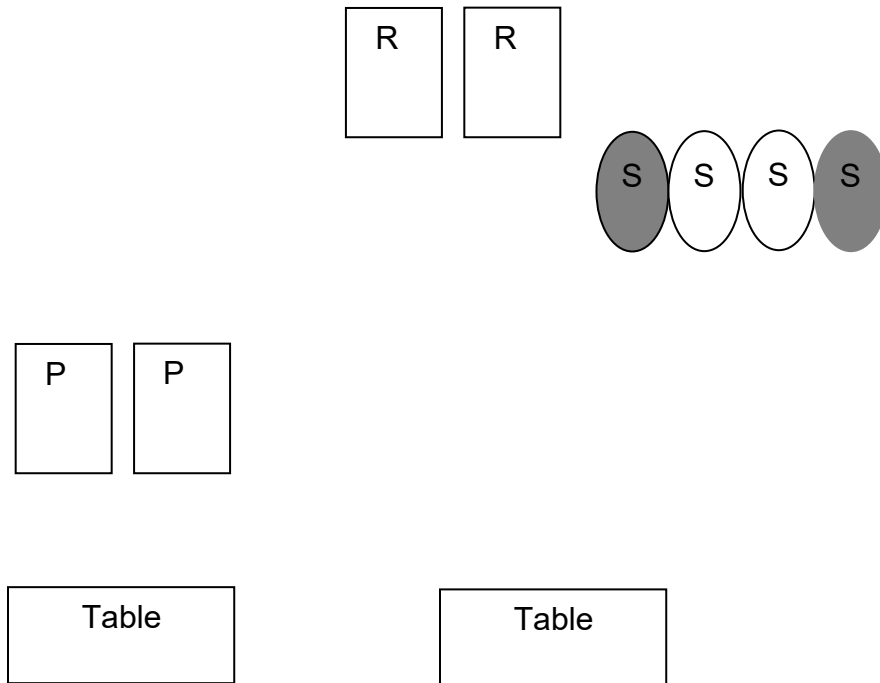


Staging: Pistols holstered, rifle and shotgun on right table.

Gun Order: Pistols, rifle, shotgun.

Scenario: Standing behind the left table holding a candle in both hands, when ready say ***“Here we are as in olden days”*** ATB, with pistols sweep targets in a 2-3 sweep from either end and repeat instruction. Move to the right table and same instruction for rifle as pistols, yes you may do a 2-5-3 sweep. With shotgun knock down shotgun targets in any order.

Stage Six
10 Rifle 10 Pistol 2+ Shotgun



Staging: Shotgun in hands, rifle on right table and pistols holstered.

Gun Order: Shotgun, rifle, pistols.

Scenario: Standing behind the right table with shotgun in hands, when ready say ***“Have yourself a merry little Christmas”*** ATB, with shotgun knock down shotgun targets in any order. With the rifle perform a Lawrence Welk sweep by alternating on the two targets, move to the left table and repeat rifle instructions for pistols.

Note: Grey targets not used.