



Stage # 1

You're a Dead Man



Round Count

10- Rifle

10- Pistol

4+ Shot gun

Colonel Clayburn, having paid for a birthday kiss, insists Candice B Real give him a kiss. She refuses and the Colonel slaps her. Sue Render, who is running the Bordello, says touch her again and "You're a dead man"! He draws his pistol and shoots the shot glass on the table near Sue Render, she shoots him.

Staging: Pistols holstered, rifle and shotgun staged on Faro table

Gun Order: Pistols, Rifle, Shotgun


Scenario: Standing at Poker table with shot glass in either hand, other hand by your side.

Line: "You're A Dead Man"

ATB: With pistols engage knockdown and static targets in a Lawrence Welk sweep beginning on the knockdown. Move to Faro table and with rifle repeat pistol instructions. Then with shotgun knock down shotgun targets in any order. Make up any knockdown(s) left up on the static target.




Make up target



Poker Table

Faro table





Stage # 2

You Look Good In Your Drawers



Round Count

10 rifle
10 Pistol
4+ Shot gun

Kid Jarret and his gang stop the train carrying an army gun shipment. They capture the soldiers and make them drop their drawers and dance around. Meanwhile Kid's men empty the train of the gun cases and load them into the wagon.


Staging: Pistols holstered, rifle and shotgun staged on rock

Gun Order: Pistols, Rifle, Shotgun

Scenario: Standing in front of the train with hands on pistol(s)

Line: "You Look Good In Your Drawers"

ATB: With pistols do an Abilene sweep starting on either outside static target. (1 on 1, 2 on 2, 3 on 3, 2 on 2, 1 on 1, then knockdown target). Move to the rock and with rifle repeat the pistol instructions. With shotgun knockdown the shotgun targets in any order. Make up any knockdown(s) left up, on the static target.





Stage #3

I Could Teach you French



Round Count

10 rifle
10 Pistol
4+ Shot gun

After the bank robbery, Ms Jewel gets caught and put in jail. She makes friends with The Outlaw Travis James (OTJ is a local rancher who the deputy left to guard her). Ms. Jewel starts flirting to get his attention off what's about to happen. Scarlett Darlin has tied a rope to the jail window bars and her wagon. Ms. Jewel smiles and flutters her eyelashes at OTJ and says, "I could teach you French". As Scarlett pulls away with the wagon the back wheels pull off. When the Deputy comes out to see what happened High Cotton Kitty whacks him with a log. Back in the jail, Ms. Jewel sweet talks OTJ into letting her out, then she locks him in the cell.

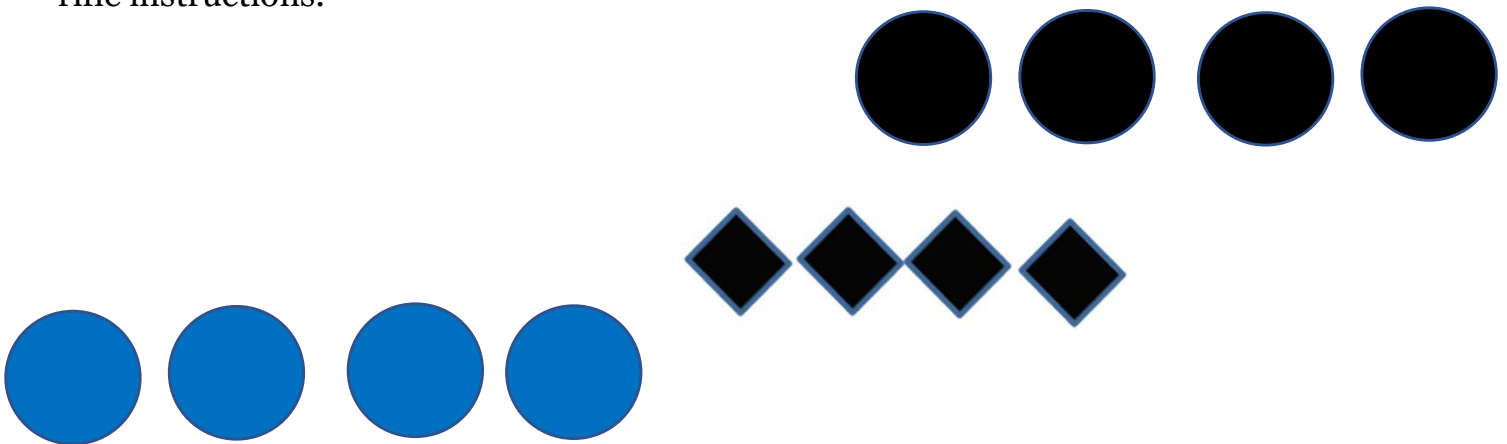
Staging: Pistols holstered, rifle in the jail window, and shotgun on right table.

Gun Order: Shotgun, rifle, Pistols

Scenario: Standing at the table with rope in both hands.

Line: "I could teach you French"

ATB: Drop rope and with shotgun knockdown the shotgun targets in any order, make shotgun safe. Move to the jail window and with rifle put 1 round on each outside target and 4 rounds on each inside target, in any order. Then move to the horse and with pistols repeat rifle instructions.





Stage #4

Pick It Up, Put It In, and Die Like A Man



Round Count

10 rifle
10 Pistol
4+ Shot gun

After Flossy shoots up the doorway with the Gatling gun she follows Kid Jarret into the hideout. She enters the bedroom and Kid jumps up from behind the couch. He catches her by surprise and says “just foolin darlin, you didn’t think I would shoot you in the back. I got no bullets.” Flossy jacks a round out of her rifle, throws it on the ground in front of Kid and says **“Pick It Up, Put It In, and Die Like A Man.”** She sets down her rifle while he loads his gun and puts it back in his holster. They draw. Flossy stands over him while he lies on the floor.




Staging: Pistols holstered, rifle in the window, shotgun left table.

Gun Order: Rifle first, pistols or shotgun.

Scenario: Standing at the window holding bullet in your hand

Line: **“Pick It Up, Put It In, and Die Like A Man”**

ATB: Throw the bullet at Kid Jarret and with rifle shoot a triple hoot sweep from either end (1,1,1,2,3,2,3,4,4,4), make rifle safe. Move to the bed and with shotgun knock down the shotgun targets in any order. With pistols repeat rifle instructions





Stage #5

I Am Wyatt Earp

**Round Count**

10-Rifle

10-Pistol

6+ Shotgun

After the lynch mob takes Elle Starr to be hung, Missy Muggins, Isabel Jewell, and Gunnby pack their belongings into a buckboard and race off to save Elle. Missy races with the buckboard and Isabel and Gunnby mount their horses and save Elle from a hangin. They make camp that night and discuss the future. Elle tells them she has money, so the next day they head into town to get her savings from the bank. While waiting for Elle, Missy and Isabel are on the board walk when Missy says to a stranger “I’m a southern Belle from New Orleans”. Isabel laughs and says “*I Am Wyatt Earp*”.



Staging: Pistols holstered, rifle on center table, and shotgun on the buck board.

Gun Order: Rifle, Pistols, Shotgun

Scenario: Standing behind table, one hand holding snake and other hand on a pistol.

Line: “*I Am Wyatt Earp*”

ATB: With rifle put 2 rounds on a target and 3 rounds on the other target and repeat same order. With pistols same instructions as Rifle. Move to the buckboard and with shotgun knock down shotgun targets in any order.





Stage # 6

**Round Count**

10-Rifle
10-Pistol
4+ Shotgun

Did You Shoot Him Before or After You Untied Him

While Lil Mac and Madame Moog are unloading the guns from the wagon, Cosplay Squirrely Girl rides off to town to find out her claim is no good. Tin Can Sailor is tied up sitting in a chair and mouthing off to Madame Moog. He says she finally found herself a pretty boy and she was scrubbing floors when he found her. Tin Can Sailor taunts Moog about his mother and Moog shoots him. Madame Moog runs over and says ***“Did You shoot Him Before Or After You Untied Him”***

Add the 2 Square targets for stage 6

Staging: Pistols holstered, rifle on center Table, and shotgun on the Buck Board.

Gun Order: Pistols, Rifle, Shotgun

Scenario: Standing behind left table with prop pistol in one hand and a piece of rope in the other hand.

Line: ***“Did You shoot Him Before Or After You Untied Him”***

ATB: With pistols do a 2-3-5 sweep from either end. Move to the Army gun box and with rifle repeat pistol instructions. Move to the center table and with shotgun knockdown shotgun targets in any order. Shotgun targets may be shot between table and Army gun box.

