

The 2019 Colorado Food Code requires that all food establishments have a procedure for responding to vomiting and diarrheal events. This is an example procedure for employees to follow when responding to vomiting or diarrheal events in a food establishment.

## Regulation

2-501.11 Colorado Food Code

A Food Establishment shall have procedures for employees to follow when responding to vomiting or diarrheal events that involve the discharge of vomitus or fecal matter onto surfaces in the Food Establishment. This document serves as recommended guidance for this requirement.

## Vomit and diarrhea spreads viruses quickly

When there is a vomit or diarrheal event there is a high potential for the spread of viruses. A proper response to such an event in a timely manner can reduce the likelihood that food may become contaminated and that others may become ill as a result.

Environmental Protection Agency - other effective disinfectants

<http://www.epa.gov/oppoedcc/opraregindex.htm>

Center for Disease Control - Prevention Norovirus infection

[http://www.cdc.gov/norovirus/preventing\\_infection.html](http://www.cdc.gov/norovirus/preventing_infection.html)

## Vomiting and diarrheal accidents should be cleaned up using the following recommended steps:

- Minimize the risk of disease transmission through the prompt removal of ill employees, customers and others from areas of food preparation, service, and storage.
- Segregate the area, and cover the vomit/fecal matter with single use disposable towel to prevent aerosolization.
- Mix a chlorine bleach solution that is stronger than the chlorine solution used for general sanitizing [the Centers for Disease Control and Prevention recommends 5000 ppm or 1 cup of regular household bleach (8.25%) per gallon of water. Other effective disinfectants can be found on Environmental Protection Agency's website listed below.
- Wear disposable gloves during cleaning. To help prevent the spread of disease, it is highly recommended that a disposable mask and/or cover gown, (or apron), and shoe covers be worn when cleaning liquid matter.
- Ensure the affected area is adequately ventilated (the chlorine bleach solution can become an irritant when inhaled for some individuals and can become an irritant on skin as well).
- Soak/wipe up the vomit and/or fecal matter with towels and dispose of them into a plastic garbage bag.
- Apply the bleach solution onto the contaminated surface area and allow it to remain wet on the affected surface area for the least 1 minute. Allow the area to air dry. Dispose of any remaining disinfectant solution once the accident has been cleaned up.
- Discard all gloves, masks, and cover gowns (or aprons) in plastic bag and dispose of the bag immediately.
- Take measures to dispose of and/or clean and disinfect the tools and equipment used to clean up the vomit and/or fecal matter.
- PROPERLY WASH YOUR HANDS - AND IF POSSIBLE TAKE A SHOWER AND CHANGE YOUR CLOTHES.
- Discard any food that may have been exposed in the affected area.
- Document the information of the person(s) who was ill. Information such as: name, address, age, and travel history (itinerary of last few days), and a 3 day food consumption history should be included.
- Complete an incident report of actions taken. Include information such as: the location of the incident, the time and date, and procedures of the cleanup process. Keep the information on file by the business for at least a year. NOTE: the information may be useful for the health department's investigation.

Issued 1/26/18

For more information contact your local health department or visit:

<https://www.colorado.gov/pacific/cdphe/food-code-transition>



**COLORADO**  
Department of Public  
Health & Environment

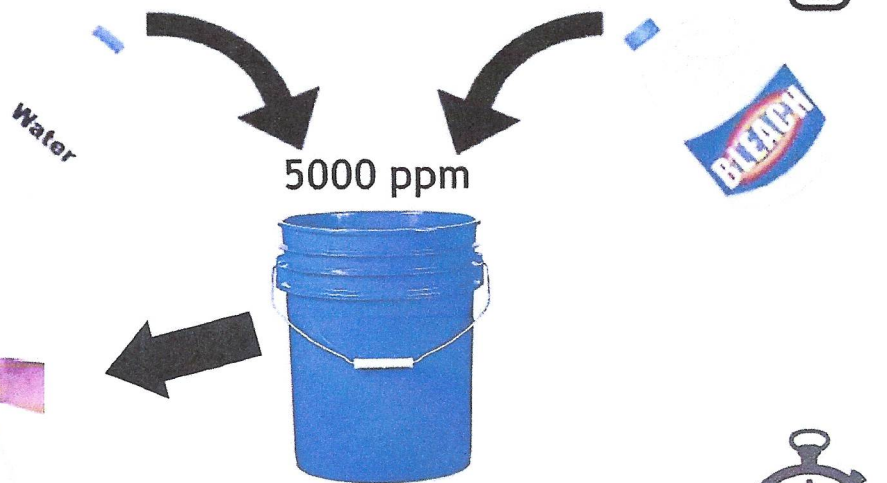
# Norovirus disinfecting for surfaces contaminated with body fluids

## Gather Supplies

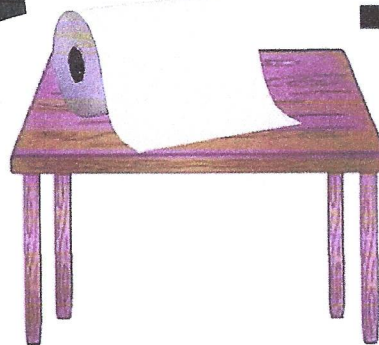


1 gallon water

1 cup bleach



Cover and let sit **10 minutes**


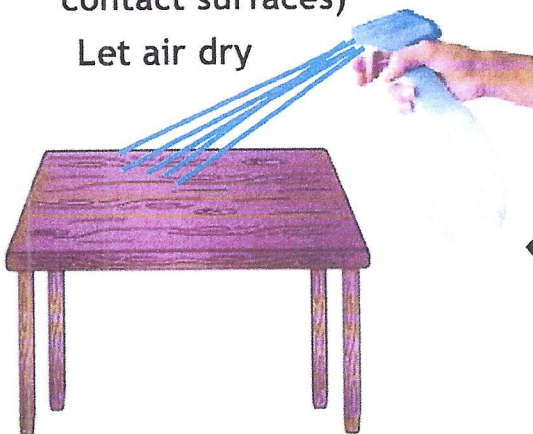


Food contact surfaces must then be washed, rinsed and sanitized

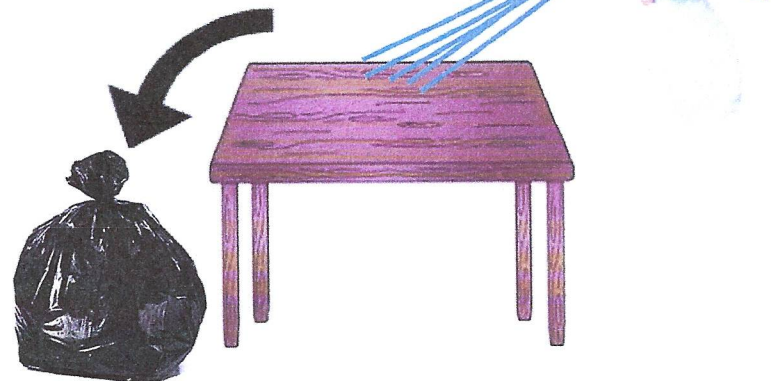


(Last step for non-food contact surfaces)

Let air dry



+



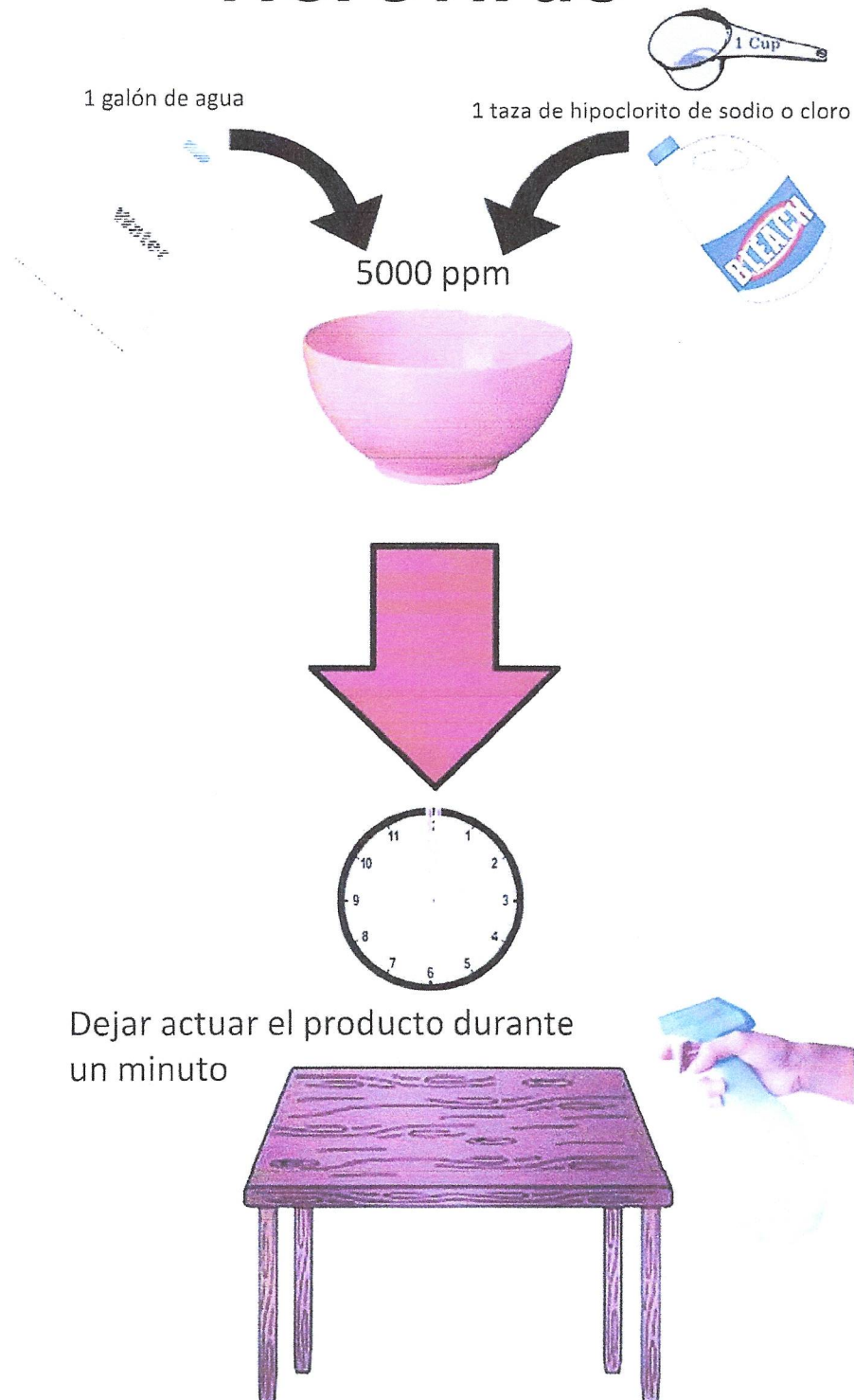
## Need additional information?

Visit CDC's website: <https://www.cdc.gov/norovirus/>  
Or contact your local health department or CDPHE at: 303-692-3645

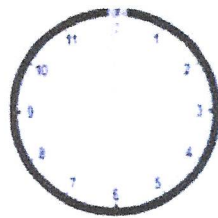

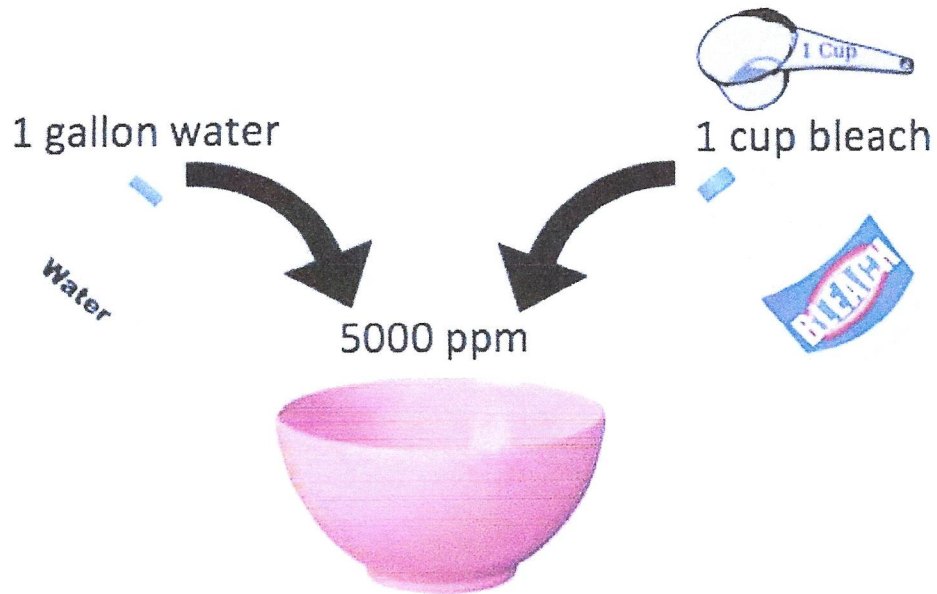


**COLORADO**  
Department of Public Health & Environment

# Cómo desinfectar superficies para eliminar el *Norovirus*



# NOROVIRUS DISINFECTING



1 minute contact time

