


☐

I'm not robot

  
reCAPTCHA

I'm not robot!



## Offline classes benefits in english

The Covid-19 pandemic brought a dynamic shift in the world education system.

### Advantages of offline education

1. The usual format.
2. The ability to work out mistakes in practice on the trading floor.
3. Quick feedback from the teachers and students.
4. Psychological support.
5. Exchange of experience.

The imposition of lockdown led to the shutdown of physical classrooms and thus online education became the new norm. Although online learning has managed to keep education alive in these difficult times, it cannot completely replace it. Both online and offline education have their own set of advantages and disadvantages. In this blog, we will explore one of the most debated topics these days, online classes vs offline classes. Also Read: Are Online Classes Becoming the New Normal? With the emergence of technology, the method of delivering education has forever changed. As a matter of fact, online education has become a flexible instructional method of teaching wherein students can easily gain access to study material in the comfort of their homes. Moreover, online education provides an excellent opportunity for students who are unable to enrol in traditional classrooms as well as supports students in setting their own pace for studying. Features of Online Education Online education helps in inculcating the habit of self-discipline and time management within students and provides them access to an unlimited number of educational resources. The students can easily set their own pace of learning as long as they have the right equipment and access to a proper internet connection. Also Read: Online Education in India Offline education is the traditional counterpart to online education and the original method of learning that allows students to have regular face-to-face interactions with their peers and teachers. As much as online education is predicted to be the future of learning, it cannot replace the holistic aspect of offline education. Features of Offline Education Moreover, offline education also allows teachers to monitor the responses and behaviour of their students and accordingly address them as and when required. Hence, no matter how advanced online education is, offline education will continue to play a vital role in the development of students. While online education is not a new phenomenon, its importance came to light after the pandemic.




Given below is a table that highlights the main differences between online education vs offline education. When it comes to online classes, teachers can easily educate their students via virtual classrooms. Students can easily access learning materials from anywhere as long as they have proper access to an internet connection. Online classes provide teachers with a number of online learning tools including videos, audio, animations, virtual whiteboards, virtual conference rooms and live chats with the students. On the other hand, offline classes provide students with a practical learning environment within the walls of a physical classroom. It allows students to closely interact with their teachers as well as participate actively in live discussions and debates. Students can also participate in recreational activities like art and physical education which contributes to the overall mental and physical development of the student. One of the greatest advantages of online classes is their accessibility from anywhere around the world. Students can simply log in from anywhere and gain access to learning material from the convenience of their homes. Apps like Zoom and Microsoft Team have allowed students to easily attend their lectures without having to leave the safety of their homes. Hence, online classes provide the distinct advantage of location flexibility. However, offline classes require students to travel to the location of their educational institution. Teaching takes place in a fixed location which would typically comprise a lecture hall or a physical classroom. Certain students may need to travel far to reach their respective educational institutions and this may cause a great deal of inconvenience. Students who attend online classes are faced with the big challenge of time management. Online learners are typically distracted by a multitude of tasks and they lack a proper schedule. Since online classes provide the advantage of self-paced learning, students may not have a proper schedule and may succumb to the habit of procrastination. Moreover, students are required to stay logged in to their online classes for an extended period of time which may lead to students surfing the web for distractions or checking their social media pages. In the case of offline classes, students have to adhere to a strict schedule that has been set up by the teachers. Furthermore, since there is synchronous learning, students will be required to complete their work and projects in a timely manner. The flexibility of classes is the main highlight of online classes. It allows students to set their own learning pace without any additional pressure. Since students have access to recorded videos and online reading material, they can easily attend lectures as and when it is convenient. It also gives students more time to digest the study material and complete their work or research at their pace. There is a certain amount of rigidity when it comes to offline education. Students are required to attend their lectures or sessions on time since there are no pre-recorded videos or notes that are easily available to the students. Hence, students are required to follow a predetermined and strict schedule as set by their educational institute. Contrary to the popular belief that there is hardly any interaction between students and teachers in online education, there is an ample amount of interaction between students and teachers over the online platform. Online classes allow students to get in touch with their teachers no matter the time or location. Online classrooms also allow two-way communication which significantly influences learning. Student-teacher interaction in online classes may be both synchronous and asynchronous. There is face-to-face interaction in the case of offline classes, especially because teaching is synchronous. There is active communication between students and teachers which allows for lively discussions and debates between them. Moreover, it allows students to immediately address their doubts and receive quick feedback. Teachers are adapting to different methods of teachings to engage students. Online classes are always challenged by technical issues. Access to proper electronic equipment such as webcams, microphones, headphones and computers along with a proper internet connection is a mandatory requirement for online classes. Additionally, technical issues such as slow internet connection or lack of availability of proper technical infrastructure may interfere with seamless learning. Students may face difficulty in attending live lectures or downloading videos or online notes. Offline classes are rarely threatened by technical issues. Students and teachers are not required to be exceptionally tech-savvy and since most learning occurs within the physical classroom, technical issues are not a major issue with the exception of any lessons that require presentations or computers. Online education is purely theoretical and takes place entirely online. This scarcely allows students to take part in the practical aspects of learning which is an equally important part of education. Subjects like chemistry, physics, biology, art and sports require students to be physically present and conduct live experiments or actively participate in the activity. Offline classes provide a stimulating environment that combines both theoretical and practical aspects of learning, unlike online classes. This contributes to the overall cognitive and skill development of the students. Practical learning allows you to learn and quickly adapt to daily challenges and scenarios and allows you to get a better understanding of lessons. Which is better online classes vs offline classes? Offline classes, as opposed to online classes, provide a stimulating environment that incorporates both academic and practical components of learning. This helps students' overall cognitive and skill development. What is the benefits of offline classes? Offline learning is preferable since it allows you to engage with other students in a more natural setting. You can ask questions, solve tasks, and receive personalised feedback from your teacher. Another benefit of offline classes is that they are more dependable. What are the differences between online and offline? The distinction between online and offline communication is traditionally viewed as a distinction between computer-mediated communication and face-to-face communication (e.g., face time). Offline is reality, while online is virtuality or cyberspace (i.e., real life or "meatspace").

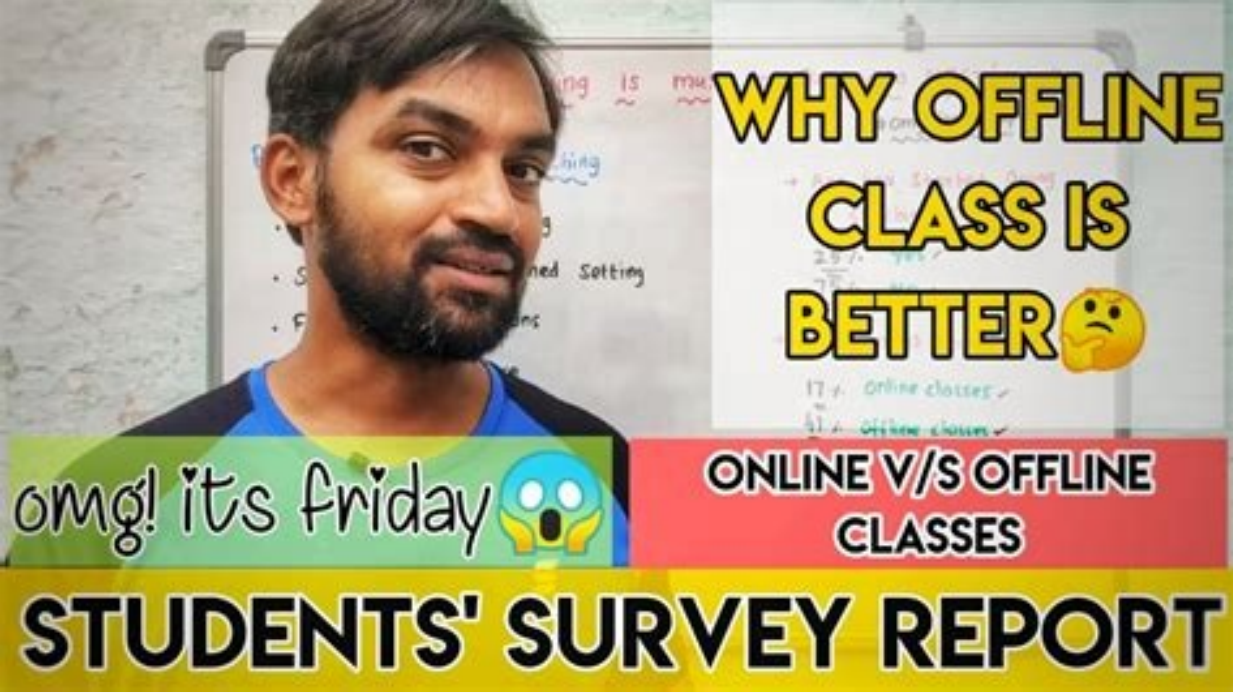


Online Classes vs Offline Classes which one do you prefer? Let us know in the comment section below. If you plan to study abroad and become a global citizen, then Leverage Edu can help you pick the right fit course and university that suits your career goals. Reach out to us at 1800572000 and get a FREE 30-minute counselling! Home » English Learning Tips » 7 Creative Ways to Learn English Offline There are many offline English learning activities you can do that are convenient, inexpensive and relevant. Some of them still even involve your favorite language apps! Let's take a look at why offline learning can be valuable for English learners, plus seven creative ways you can incorporate it into your life. Contents Why Make the Effort to Learn Offline? With online resources constantly available at your fingertips, why make the effort to learn English offline? For one thing, while online learning can be incredibly helpful for language learners all over the world, it's won't necessarily make you fluent on its own. Educators, researchers and learners are all researching whether it's possible to successfully learn a language just online—the answer is still uncertain. Some view the lack of real-world, human interaction in online learning as a barrier to fluency. That's why it's important to diversify your learning tools and make sure you're getting some offline time along with those language learning apps and websites. What Are the Benefits of Offline Learning? Offline interactions can provide a sense of connection with other people who speak your target language. Real-world conversations can also provide exposure to important body language and nonverbal cues that accompany language. Physical learning experiences reinforce your memory by linking new phrases with experiences and relevant context. Freedom from the internet eliminates problems with connectivity and other technical difficulties. 7 Methods to Learn English Offline Experiment with these activities. Your learning success also depends on how well you match your offline learning activities to your individual learning style. Not sure what your learning style is? This article identifies 13 different learning styles and the activities that work best for each one. 1.

## Which is better ? Offline or Online



Start a Vocabulary Log This is a great offline learning technique for people who are visiting or studying in an English-speaking country. With a vocabulary log, you can turn everyday experiences into language learning opportunities. Every day, you'll encounter unfamiliar vocabulary. Make it a practice to quickly write the word or phrase in a small journal or notebook. Then, every evening, spend some time looking up the definitions of the words and phrases. Record those definitions in your journal. There's strong evidence that the act of physically writing something helps us to remember it, so your vocabulary log should help you quickly memorize these new words. The best part of this method is that you'll end up with a personalized dictionary with vocabulary that's relevant to your experiences. Take this one step further and create flashcards for additional practice (here are some free flashcard templates that you can print out). 2. Take Advantage of the "Offline Learning" Mode on Your Apps If you like using online English learning apps, you can get some "off screen" time by taking advantage of the "offline" mode. For apps where this mode is available, it'll allow you to listen to audio lessons, stories or dialogues even if you aren't connected to the internet. You can use this when you're out for a walk or commuting to work. For example, 3. Join a Meetup or Conversation Group Take a courageous leap toward language immersion! Too often, fear of embarrassment holds us back from using a new language in real-life scenarios. At the same time, real-life scenarios often provide the most effective and meaningful places to learn, as any new phrases that you learn are connected to a situation or context that is relevant to your life. The only way to get over the fear of embarrassment is to practice. If you join a conversation group, you'll be able to interact with others who are also making mistakes and learning from them. How do you find English conversation groups? Here are a few tips: Public libraries often organize language exchange groups. Look for groups on Meetup or on social media (local Facebook events are often a good place to start) by searching for an English conversation group. Use search terms like "Adult English Conversation Group," "ESL Meetup" or "Language Exchange." Of course, you can always start your own! Recruit members for your conversation group by advertising at local coffee shops, bookstores and language schools. If you're not sure what to talk about, start with a few simple small talk conversation topics. You can also hire a local tutor or teacher to meet up with you. If you live in the United States, Wyzant is an excellent option for finding a local tutor or teacher online—then arranging a time and place to meet up in person. Since they're professionals, they can teach you full English lessons. But they can also spend time with you having casual English conversations. 4. Start Reading English Books Regularly Dedicate time to reading a real book—not just social media posts and quick online news articles. Reading an entire English book will increase your stamina—in other words, you won't get overwhelmed or tired so easily the next time you try reading in English. This is especially important if you plan to study English in an academic setting.



You can increase your motivation with fun, exciting materials to read. Reinforce your learning by marking unknown words and making your own vocabulary list as you go. You can take this activity to the next level by starting an English book club (either online or in-person) with other English learners to help you stay motivated. 5. Visit a Museum Wherever you are, museums generally have information provided in English. Challenge yourself to read the English descriptions. They're often written in an accessible, straightforward way, so they're a good resource for learners. Plus, with pictures and physical examples to guide your understanding, you'll be surprised to see how much you can understand! You can always compare with the museum descriptions written in your own language if you need some help. 6. Download English Music for Offline Listening That's right! There are plenty of popular English songs that are great for learning the English language. Using music is a powerful way to learn English, because matching the vocabulary with a familiar tune can help you memorize it more easily. The repetition in music makes it a good resource for practicing specific vocabulary or particular grammar structures. Have a look at a few popular English songs that are excellent choices for learning English vocabulary and grammar. To download for offline listening, here are some options: YouTube Red also lets you easily download songs if you're a member. Of course, you can always go the old-fashioned route and get CDs or records! 7. Play a Board Game Board games create an environment where you can focus on specific vocabulary and grammar structures. There are usually key phrases that need to be repeated throughout the game, which can teach you important English words and phrases (for example, "go fish" in the game Go Fish! or "do not pass Go, do not collect \$200" in Monopoly). If you already have a favorite game, challenge yourself (and a few friends) to play it in English. Here's a list of fun board games that work well for reinforcing your English practice. Whatever you do, it's never too early (or late!) to start the habit of learning offline. Offline learning isn't always easy, but it's a surefire way to improve your language skills—and you're likely to improve your social life as well! With these offline learning ideas, you're ready to create your own personal curriculum to keep learning English unplugged and off the grid! Do you wish you had a better way to learn new English phrases? Try FluentU! Our language learning program is designed to teach you English phrases the natural way—using authentic videos like TV clips, movie trailers and music videos. Every FluentU video comes with interactive subtitles. Just click or tap on any unfamiliar word or phrase in the captions to get an instant definition, example sentences and native pronunciation audio. You can search the FluentU video library for any words or phrases to instantly find authentic English videos that use them. Videos can be sorted by subject, format and difficulty level, so you can discover phrases that fit your learning needs and interests. FluentU comes with built-in learning tools like vocabulary lists and personalized quizzes. There are also multimedia flashcards with video clips, audio and images to help you remember words. You can access FluentU on your browser or by downloading the iOS or Android app. By combining engaging clips with tools to help you understand them, you'll remember the context phrases are used in and the terms will stick better in your mind.