



# Flies and Lies



June Edition 2026

Volume 43 Edition 5

*The Newsletter of Delaware Valley Fly Fishers  
A Charter Club of Fly Fishers International*

## This Edition

From the President Tying Desk	2
DVFF Merchandise	3
This Month's Meeting	3
Upcoming Meetings	4
Swap or Sell (SOS)	4
Fly Casting Practice Sessions	4
Overnight Trips	5
Weekday Trips	5
Recommended Merchants	5
Video Library	6
Special Events	6
Fly of the Month	8
DVFF Facebook Group Page	18
Stream Etiquette	19



It is essential to acquire fly casting skills for success in your fishing adventures. You can greatly improve with practice, additional input from experienced instructors helps you to rapidly improve. Take advantage in our club casting clinic this month with free input from certified casting instructors and the enjoyment of learning in a group activity.

-All Fish All Waters-

The Delaware Valley Fly Fishers an charter club of Fly Fishers International and is a **non-profit** 501 (c) (3), conservation and educational organization that has been promoting the sport of Fly Fishing and Fly Tying since 1984.

We meet the 2nd Thursday of the Month

Articles for the Flies and Lies newsletter must be submitted by the first week of the month to be published in the next month's issue.

**DVFF Facebook Page**

<https://www.facebook.com/DVFlyFisher/>

### From the President's Fly Tying Desk

Dear DVFF Members,


Hoping everyone is spending some time on the water and enjoying our great outdoors. Summer is right around the corner, with that comes vacations, picnics and family time.

Our June meeting will be a casting clinic. This clinic is for all levels of casters, and we plan on having stations set up for Fly Fishers International awards and a general casting station to improve your casting. The location for the casting clinic is 1805 Meadow Rd. Southampton PA 18966. (Soccer Fields) The meeting starts at 7PM, please arrive early so you can set up your fly rod.

The club picnic is on June 20th from 9AM to 2PM at Playwicki Park. There will be Chopped Fly Tying contest (material supplied you must bring your tying equipment), a Casting Challenge, fishing derby, along with good food and fellowship. Please sign up ASAP, but no later than June 15<sup>th</sup>.

Be safe and stay well,

Dale



### Meeting Location

Churchville Nature Center  
501 Churchville Lane  
Churchville, Pennsylvania 18966  
DOORS OPEN AT 6:30 pm  
MEETINGS START AT 7pm

---

**With Father's Day Approaching don't forget to mention**

### Delaware Valley Fly Fishers Merchandise

Share your support of DVFF by wearing Shirts, Hats, Jackets, Vest, Beanie's, Etc.



Link below for the DVFF Store, Any issues or questions contact Scott Griffith at [mrgrif3888@gmail.com](mailto:mrgrif3888@gmail.com)

[Home](#) | [DVFF](#)

---

### This Month's Meeting

Our June meeting will be a casting clinic, not be our customary presentation.

This clinic is for all levels of casters, and we plan on having stations set up for Fly Fishers International awards and a general casting station to improve your casting. The location for the casting clinic is 1805 Meadow Rd. Southampton PA 18966. (Soccer Fields) The meeting starts at 7PM, please arrive early so you can set up your fly rod.

## Upcoming Meeting Schedule

<u>DATE</u>	<u>SPEAKER</u>	<u>TOPIC</u>
June 11 <sup>th</sup>	Casting Clinic	Dave Zamos and Jay Kapolka
July 9 <sup>th</sup>	George Fallon	Dreamcatcher Lodge
August 13 <sup>th</sup>	TBD	

---

## SOS (Swap or Sell)

*This space is reserved for listing items that members wish to trade or sell.*

*Fly fishing related items only.*

*Items can be described and a photo can be included.*

*Send your item listing to be added to the newsletter to: [delawarevalleyflyfishers@gmail.com](mailto:delawarevalleyflyfishers@gmail.com)*

*Listing will be limited to 2 consecutive newsletters.*

*Transactions will not be permitted during the general club business meeting.*

*The parties should arrange to meet after the normal business meeting.*

(Nothing new to list here)

**Member Reminder- You can get a listing here by sending an email to [delawarevalleyflyfishers@gmail.com](mailto:delawarevalleyflyfishers@gmail.com)**

---

## Fly Casting Practice Sessions

Being held at Twin Streams Park, Chalfont PA, GPS Location: 40.284739, -75.207416

June 9                      Tues                      6PM

### Delaware Valley Fly Fishers Overnight Trips

May 13-15	Mink Pond	Sold Out	
June 5-7	Upper Delaware	Open	
August 21-23	Dreamcatcher Lodge	Sold Out	

For Overnight Trips information contact Bill Fretz

### Delaware Valley Fly Fishers Weekday Trips

DATE	DAY/TIME	WATER	GPS Coordinates
May 6th	Wed 9AM	Tulpehocken Creek	40.372674,-76.008779
May 28th	Thurs 9AM	Little Schuylkill River	40.810495,-75.990823
June 18th	Thurs 4PM	Pohopoco Creek	40.847177,-75.642830
July 16th	Thurs 4PM	Little Lehigh Creek	40.564990,-75.506322
August 20th	Thurs 9AM	Neshaminy Creek	40.245379,-74.977891
September	?	?	
October 15th	Thurs 9AM	Brodhead Creek	41.012034,-75.195858
November	?	?	

For Day-Trip information contact Johnny Kaminski

### Shops Supporting Delaware Valley Fly Fishers

<b>Mainstream Outfitters</b> 1121 N. Easton Rd. Doylestown, PA 18902 Phone: 215-766-1244 <a href="http://www.mainstreamoutfitters.com">www.mainstreamoutfitters.com</a>	<b>Fretz's Furled Leaders</b> <a href="http://www.fretzfurledleaders.com">www.fretzfurledleaders.com</a> <a href="http://www.fretzfurledleaders.com">www.fretzfurledleaders.com</a>	<b>Anita Coulton Guiding from Cross-Current Outfitters</b> 6048 Hancock Highway Starlight, PA Phone: 570-635-5151 <a href="http://www.crosscurrentguideservice.com">www.crosscurrentguideservice.com</a>
<b>Tulpehocken Creek Outfitters</b> 525 West Lancaster Avenue Haverford, PA 19041 Phone: 610-527-3388 <a href="http://www.tcoflyfishing.com">www.tcoflyfishing.com</a>	<b>Ray Miller</b> The Wandering Sportsman <a href="http://www.riversageoutdoors.com/">www.riversageoutdoors.com/</a>	
	<b>Sky Blue Outfitters</b> <a href="http://www.skyblueoutfitters.com/">www.skyblueoutfitters.com/</a>	

## Video Library - Marie Roarty

Marie is the new Library Chair, she will bring the DVD's to the meeting for you to borrow.

If you would like to see the list of the DVD;s you can access the list using the below link.

[https://drive.google.com/file/d/1abTvoB00A-fsDL41pzHK8\\_mPugXXXisO/view?usp=sharing](https://drive.google.com/file/d/1abTvoB00A-fsDL41pzHK8_mPugXXXisO/view?usp=sharing)

Below are a few of the DVD's in the Library

20	Fishing Across America, Little Lehigh, Utahs Green River Trout	
21	Fly Tying- Favorite Flies Volume 2	Paul Jorgenson
22	Nymphing	
31	Fly Tying Made Clear and Simple	Skip Morris
33	Fly Tying- Favorite Flies Volume 1	Paul Jorgenson
39	Rene Harrop's Favorite Flies, Extra Terrestrials	Harrison Steeves
42	The Best of New Zealand, Trout in Stillwater	
45	Trout Strategies, Fly Fishing for Trout	Gay Borger
46	Life cycle of the Mayfly, Steelhead Patterns	Rene Harrop
48	Saltwater Fly Tying	Lefty Kreh
49	Shad Fishing, Bass Buggers	John Punola
52	Fishing Knots, Essence of Flycasting	
53	Classic Dry Flies #1, Learning to Tye Flies	
59	Favorite Flies, Innovations of Modern Fly Tying	Dick Talleur
60	Hair Trout Flies, Spinning Deer Hair	Chris Helm

---

## SPECIAL EVENTS

### Save the Date: FlyFest 2026

September 24–26, 2026

Redding Civic Auditorium, Redding, CA

FlyFest brings the fly-fishing community together for learning, connection, and time with people who care deeply about the sport and the waters we love. Expect inspiring presentations, fly tying and casting demos, a vibrant consumer trade show, and plenty of space for fishing, food, fellowship, and fun. All under one roof!

For those who want to dive deeper, the weekend also includes small-group seminars, plus a community dinner and fundraising auction in support of Fly Fishers International.

Registration opens to the public on March 16. More information: <https://www.flyfishersinternational.org/flyfest>

## Help Inspire the Next Generation: Fly Tyers & River Mentors Needed (Sept 2026)

The iFishiBelong All Kids Fish program gives kids ages 8 to 18 the chance to explore fly fishing while connecting with nature, learning conservation, and building confidence and problem-solving skills. Launched in 2019 by Becca Sue Klein in partnership with the Chattahoochee Riverkeeper, The Orvis Company, and United Women on the Fly, the program has grown into a national iFishiBelong initiative. Its goal is simple: to help more kids discover fly fishing, feel welcome on the water, and enjoy hands-on, day-long outdoor experiences.

The day begins with a warm welcome and an introduction to volunteers, followed by an overview of what's ahead. Twenty-five participants rotate through hands-on learning stations, guided by experienced instructors, to build their skills. Stations include rod assembly, casting, knot tying, entomology, and fish handling. After a provided lunch, each child is paired one-on-one with a River Mentor for an afternoon on the water, putting their new skills into practice. This personalized experience builds confidence, deepens their connection to the environment, and helps spark a lasting love for fly fishing.

*Through the generous donations of our volunteers and sponsors, each participant receives:*

- **Hands-On Educational Sessions** with take-home learning materials
- **One-on-One On-the-Water Instruction** with a dedicated river mentor
- **Loaner Waders and Boots** (if needed)
- **Orvis Fly Rod, Reel, and Fly Line** to take home
- **Box of Flies with 10 flies**
- **Welcome Bag** including a reusable water bottle and sunglasses
- **Lunch**

All Kids Fish is excited to host its 2nd annual Pennsylvania program on Saturday, September 26, 2026, along the banks of Stoney Creek in Norristown, PA. Delaware Valley Fly Fishers Association members are invited to join us in creating a fun, welcoming, and memorable experience for our youth participants.

Mainstream Outfitters in Doylestown, PA has generously donated 25 fly boxes. We need fly tyers to fill those boxes with:

1. Wooly Bugger 6. Clouser Minnow
2. Elk Hair Caddis 7. Parachute Adams
3. Pheasant Tail Nymph 8. Hare's Ear Nymph
4. Zebra Midge 9. Griffith's Gnat
5. San Juan Worm 10. Foam Hopper

In addition, we are seeking River Mentors to guide youth participants - offering hands-on instruction, encouragement, and a sense of stewardship - so they can grow into the next generation of fly fishers through a truly personal outdoor experience.

Members interested in fly tying for this event are encouraged to reach out to Johnny Kaminski at [jskaminski2011@gmail.com](mailto:jskaminski2011@gmail.com). If you'd like to volunteer as a River Mentor, please contact Carol Bigham at [carol@ifishibelong.org](mailto:carol@ifishibelong.org) or visit <https://ifishibelong.org/allkidsfish/pennsylvania/> to learn more and get involved.

## FLY OF THE MONTH

## Purple Haze




This highly effective pattern was created by Andy Carlson in the early 2000's on the Bitterroot River in Montana. It's pretty much a parachute Adams but with a purple body. It can be tied in all dry fly sizes. I've tied this following Tim Flaglers technique for this pattern.

Insert a dry fly hook (I'm using a #14 TMC 900BL) in your vice and attach your thread (I'm using 6/0 white) at the mid point of the hook.



Next tie on 10-12 Moose body hair's which you have cleaned and stacked to even the tips about 1 ½ hook shanks in length.



Trim the butt ends and wrap thread forward.




To create the post, fasten either polypropylene yarn or mcflylon or whatever material is of your liking on the top of the hook at about midpoint. Secure it well then make a shallow angle cut to the rear and wrap down the fibers. Move the thread to in front of the material.



Pull up on the material and spin it clockwise looking down on top of the hook. Fold it at about  $\frac{3}{4}$ " and allow it to furl itself together. Use a pinch wrap at the base to secure the post, trim excess and wrap in butts.



Wrap the thread up the post and back down to create the hackling location, then dub a thin noodle of your choice of material for the body (I'm using Ice Purple Dub). Wrap the noodle from the tail to the eye in a smooth taper and finish with your thread back at the front of the post.



Select a grizzly and a brown feather to match the hook size from a dry fly neck. Prepare the feathers by placing the brown over the grizzly, remove the lower fibers from both sides of the stem and a small portion of fibers just from the top edge so that it will wrap nicely without stray fibers.



Then fasten both feathers tied vertically around the post as shown with the hackle fibers starting right at the tie in point. Wrap up the feather stems and then back down to add stiffness to the post, then trim off excess stems.



Rotate the hook 90 degrees in the vice.

(Note: This method of rotating the hook to wrap the hackle was new to me so kudos to Tim Flagler for enlightening me.)

With the thread at the base of the post begin wrapping the brown hackle in open wraps behind the thread so it will advance up the post along with the hackle.



Tie off the brown hackle with 2 or 3 wraps of thread around the post and trim off the hackle tip.



Then wrap the grizzly hackle under and thru the brown hackle finishing with a wrap over the last brown wrap and tie it off again with 2 or 3 wraps around the post. Use a 3 or 4 turn whip finish around the post trim off your thread and apply a thin head cement to penetrate the wraps.



Return the fly to the horizontal position and cut off the post material at about a hook shank in length. Fluff up the post fibers if needed.



## MEMBERS ONLY FACEBOOK GROUP PAGE

[www.facebook.com/groups/](http://www.facebook.com/groups/)

For Members to post fly fishing and fly tying discussions

A new feature has been created off the Delaware Valley Fly Fishers Facebook Page, it is a Facebook Group Page. You can find in on the DVFF Facebook page in the Group Box.

This was created because of a survey comment that asked for a way so members can communicate, comment and discuss with the group fly fishing, tying and any other topics you feel is important.

The difference between the DVFF Facebook Group Page and the DVFF Facebook Page is, the DVFF Facebook Page is accessible to the world but only comments can be left on the page. Only Admins and Editors can post to the DVFF Facebook Page. The DVFF Facebook Group Page is members only and only the members can post and comment on this page. This becomes an interactive page for our members to use for discussion topics.

This is a **PRIVATE GROUP** and if you would like to join it you need to click on the Group Page Link in the box and answer the questions and you will be accepted to the page if you are a paid member.

There are currently 3 Posted Topics in the Group Page now. **Online Meetings, September Fishing Outing** and **Online Fly Tying Workshops**, more topics will be created as needed.

### **DVFF Group Page rules:**

#### **Be Kind and Courteous**

We're all in this together to create a welcoming environment. Let's treat everyone with respect. Healthy debates are natural, but kindness is required.

#### **No Hate Speech or Bullying**

Make sure everyone feels safe. Bullying of any kind isn't allowed, and degrading comments about things like race, religion, culture, sexual orientation, gender or identity will not be tolerated.

#### **No Promotions or Spam**

Give more than you take to this group. Self-promotion, spam and irrelevant links aren't allowed.

#### **Respect Everyone's Privacy**

Being part of this group requires mutual trust. Authentic, expressive discussions make groups great, but may also be sensitive and private. What's shared in the group should stay in the group

This page is moderated so any violations from a member, will cause the member will be removed.

Please enjoy and be responsible

Please if you have anything you are displeased with don't make public posts, a private email to the Delaware Valley Email will be the correct venue. Other Board Members have access to read those emails and would take the appropriate action.

**Articles for the Flies and Lies newsletter must be submitted by the first week of the month to be published in the following publication.**

**Club Officers and Coordinators**

**President**— Dale Jones  
delawarevalleyflyfishers@gmail.com

**Vice President**—Johnny Kaminski

**Treasurer**—Peter Klein

**Secretary**—Dr. Brian Hanna

**1st Executive Officer Chairman of Membership Committee**

Stephen Wermuth bgwrn4u@aol.com—215-809-4687

**2nd Executive Officer Chairman of Education Committee**

Gerry Higgins ghigginsjr@gmail.com

**3rd Executive Officer Chairman of the Program Committee**

Bill Fretz

**Fly Fishing Education**

Johnny Kaminski

**Welcome Chairman**

Scott Griffith

**Library Chairman**

Marie Roarty

**Newsletter**

Wayne Radel

**Club email**—delawarevalleyflyfishers@gmail.com

## A Reminder on Stream Etiquette

- Always be polite on the water, respect others, and respect the environment.
- Don't 'crowd' other anglers, give people space.
- When wanting to pass a person fishing always ask if its ok to pass BEHIND them, communicate your intentions
- Don't be splashing around.
- A person has an area until they are ready to give it up, avoid jumping in immediately downstream or upstream of another angler.
- Don't litter, pack out trash if you find it
- Practice good conservation by keeping fish in the water and minimize time out of water
- Use barbless hooks for easy/safe release