

# DELTA WEST ACADEMY



## Annual Education Results Report

2023-2024

[www.deltawestacademy.ca](http://www.deltawestacademy.ca)

414 11A Street NE

Calgary, AB T3E 4P3



# Annual Education Results Report 2023-2024

---

Delta West Academy's AERR presents the results of local and AEAMs data relating to the 2023-2024 school year. This report will reflect on the assurance indicators of Student Learning, Teaching and Leading, Learning Supports, Governance, and Local Measures. These domains are key components to AB Education's continuous cycle of improvement and these results will also be reflected in future Education Plans for DWA. Alberta Education AEAMS, Local Surveys, and other stakeholder engagement opportunities including Coffee with Admin have been used to assess our current standing and to identify areas of success and key areas for growth.



# Message from the Board of Directors:

## Board of Directors

- Jennifer Rees : President
- Denise Dutchuk-Smith: Treasurer
- Leslie Gregory: Director
- Anne Phillips: Director
- Nicolas Dunne: Director

Delta West Academy continues to create confident and successful students, as it has done so for over 30 years.

The low student to teacher ratio and close school community allows students to believe in themselves and their ability to succeed in whatever they choose to pursue. Although the main emphasis is on academic excellence the school is well balanced and students develop strong problem-solving skills. The level of attention students receive from their teachers allows students to be unique, become brilliant academically and also succeed socially and globally.

Every year teachers manage to find interesting projects and new adventures (local and international trips), as well as making sure that they are available after hours to help with areas students are struggling with.

There is no doubt that Delta West Academy continues to inspire children to be a life-long achievers and successful in any area they choose.

## Accountability Statement:

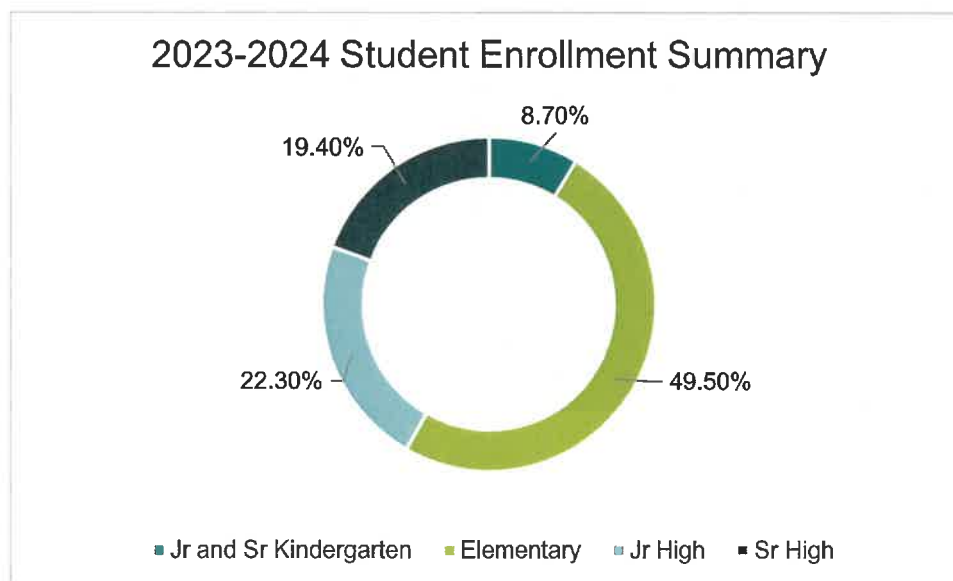
The Annual Education Results Report for Delta West Academy for the 2023/2024 school year was prepared under the direction of the Board of Directors in accordance with the responsibilities under the Private Schools Regulation and the Ministerial Grants Regulation. The Board is committed to using the results in this report, to the best of its abilities, to improve outcomes for students and to ensure that all students in the school authority can acquire the knowledge, skills and attitudes they need to be successful and contributing members of society. This Annual Education Results Report for 2023/2024 was approved by the Board (November 27, 2024).

Board President Signature: \_\_\_\_\_



## Who We Are:

Delta West Academy is a co-educational, non-denominational day school which challenges average to above average and gifted students to achieve exceptional outcomes through profound experiences both in and out of the classroom. We embrace our multi-culturalism in both our student body and staff. Students come from all quadrants of Calgary as well as from surrounding communities which further adds to our diversity.



For over 30 years, small class sizes have continued to be the cornerstone of DWA's program. A low student to teacher ratio allows the students to speak often, share their thoughts, mentally manipulate the information they are learning, listen to the ideas of others, and, most importantly, to question what they see, read, and hear in order to become critical, independent thinkers.

While the emphasis is on academic excellence, the school's program is well-balanced with fine arts, physical education, regular off-campus experiences (both local and international), clubs, Dragons Athletics, school activities, community outreach, and special events to nurture the developing minds and personalities of the DWA students. A large variety of school community activities, from fundraisers to fun days, keep everyone involved and active in growing DWA to its full potential (Dragon Values).

Above all, the students at Delta West Academy are treated as individuals. The teachers know them as individuals and the students know each other as individuals.

## DWA Mission Statement:

We create confident and engaged learners by providing the most excellent, student-centred learning environment.

### **DWA Motto: For Myself, My Future, Our World**

At Delta West Academy, students are encouraged to excel, and we create the safe, caring and invigorating learning environment where they can do it.

Ultimately, we believe every child can be successful in whatever they choose to do:

- to be inspired as life-long achievers
- to reach the goals they set for themselves
- to live a life of strong purpose and fulfilment
- and ultimately, to create a dynamic world they will live and succeed in.

Everyone, including staff, students and parents, has a responsibility in maintaining a cohesive, safe, and vibrant school community through honest and timely communication, being committed to the vision of DWA and contributing to the progress and growth of the school community.

Our vision has always been centred on a safe, caring environment where all stakeholders (students, faculty, and parents) play a role in providing a setting that supports students in the achievement of exceptional academic and personal goals and experiences.

**“Rooted in Community, Strengthened in Diversity, Inspired by Excellence!”**

## **DWA Leadership Team 2023-2024:**

**Head of School: Denise Dutchuk-Smith**

**Principal: Jocelyn Forrester**

**Vice Principal: Dorali Briceno-Rivas**

**Director of Admissions: Amanda Dennis**

# Alberta Education Assurance Measures: 2023-2024 Overall Summary

3/20/2024 10:00 AM

## Required Alberta Education Assurance Measures - Overall Summary Fall 2024

Authority: 9353 Delta West Academy Society

Assurance Domain	Measure	Delta West Academy			Alberta			Measure Evaluation		
		Current Result	Prev Year Result	Prev 3 Year Average	Current Result	Prev Year Result	Prev 3 Year Average	Achievement	Improvement	Overall
Student Growth and Achievement	<a href="#">Student Learning Engagement</a>	90.4	91.6	88.7	83.7	84.4	84.8	n/a	Maintained	n/a
	<a href="#">Citizenship</a>	90.2	90.1	86.2	79.4	80.3	80.9	Very High	Maintained	Excellent
	<a href="#">3-year High School Completion</a>	100.0	*	n/a	80.4	80.7	82.4	Very High	n/a	n/a
	<a href="#">5-year High School Completion</a>	*	*	n/a	88.1	88.6	87.3	*	n/a	n/a
	<a href="#">PAT9: Acceptable</a>	100.0	*	n/a	66.5	66.2	66.2	Very High	n/a	n/a
	<a href="#">PAT9: Excellence</a>	36.4	*	n/a	19.8	18.0	18.0	Very High	n/a	n/a
	<a href="#">PAT9: Acceptable</a>	78.6	95.0	95.0	62.5	62.6	62.6	High	Declined	Acceptable
	<a href="#">PAT9: Excellence</a>	7.1	47.5	47.5	15.4	15.5	15.5	Very Low	Declined	Concern
	<a href="#">Diploma: Acceptable</a>	81.3	63.5	63.5	81.5	80.3	80.3	Intermediate	Maintained	Acceptable
	<a href="#">Diploma: Excellence</a>	8.3	11.5	11.5	22.6	21.2	21.2	Very Low	Maintained	Concern
Teaching & Leading	<a href="#">Education Quality</a>	93.7	96.0	91.7	87.6	88.1	88.6	Very High	Maintained	Excellent
Learning Supports	<a href="#">Welcoming, Caring, Respectful and Safe Learning Environments (WCRSLE)</a>	90.9	90.7	86.3	84.0	84.7	85.4	n/a	Maintained	n/a
	<a href="#">Access to Supports and Services</a>	90.4	90.5	85.7	79.9	80.6	81.1	n/a	Maintained	n/a
Governance	<a href="#">Parental Involvement</a>	93.8	91.8	83.7	79.5	79.1	78.9	Very High	Improved	Excellent

### Notes:

1. Data values have been suppressed where the number of respondents/students is fewer than 6. Suppression is marked with an asterisk (\*).
2. Caution should be used when interpreting high school completion rate results over time, as participation in the 2019/20 to 2021/22 Diploma Exams was impacted by the COVID-19 pandemic. In the absence of Diploma Exams, achievement level of diploma courses were determined solely by school-awarded marks.
3. Aggregated Grade 6 Provincial Achievement Test (PAT) results are based upon a weighted average of percent meeting standards (Acceptable, Excellence). The weights are the number of students enrolled in each Grade 6 course. Courses included: Social Studies (Grade 6).
4. Aggregated Grade 9 PAT results are based upon a weighted average of percent meeting standards (Acceptable, Excellence). The weights are the number of students enrolled in each Grade 9 course. Courses included: English Language Arts (Grades 9, 9 KAE), Français (9e année), French Language Arts (Grades 9, 9 KAE), Mathematics (Grades 9, 9 KAE), Science (Grades 9, 9 KAE), Social Studies (Grades 9, 9 KAE).
5. Participation in the PATs and Diploma Exams was impacted by the COVID-19 pandemic from 2019/20 to 2021/22. School years 2019/20, 2020/21 and 2021/22 are not included in the rolling 3-year average. Caution should be used when interpreting trends over time.
6. Participation in the PATs and Diploma Exams was impacted by the fires in 2022/23. Caution should be used when interpreting trends over time for the province and those school authorities affected by these events.
7. Beginning in 2022/23, results for the Grade 6 Provincial Achievement Tests do not include students participating in subjects where the tests were not administered due to new curriculum being piloted or optionally implemented.
8. Security breaches occurred over the last few days of the 2021/22 PAT administration window. Students most likely impacted by these security breaches have been excluded from the provincial cohort. All students have been included in school and school authority reporting. Caution should be used when interpreting these results.
9. Aggregated Diploma results are a weighted average of percent meeting standards (Acceptable, Excellence) on Diploma Examinations. The weights are the number of students writing the Diploma Exam for each course. Courses included: English Language Arts 30-1, English Language Arts 30-2, French Language Arts 30-1, Français 30-1, Mathematics 30-1, Mathematics 30-2, Chemistry 30, Physics 30, Biology 30, Science 30, Social Studies 30-1, Social Studies 30-2.



## Required Alberta Education Assurance Measures - Overall Summary

### Measure Evaluation Reference

Spring 2024

Authority: 9353 Delta West Academy Society

### Achievement Evaluation

Achievement evaluation is based upon a comparison of Current Year data to a set of standards which remain consistent over time. The Standards are calculated by taking the three-year average of baseline data for each measure across all school jurisdictions and calculating the 5th, 25th, 75th and 95th percentiles. Once calculated, these standards remain in place from year to year to allow for consistent planning and evaluation.

The table below shows the range of values defining the five achievement evaluation levels for each measure.

Measure	Very Low	Low	Intermediate	High	Very High
Citizenship	0.00 - 66.30	66.30 - 71.63	71.63 - 77.50	77.50 - 81.08	81.08 - 100.00
3-year High School Completion	0.00 - 65.95	65.95 - 74.10	74.10 - 84.79	84.79 - 89.00	89.00 - 100.00
5-year High School Completion	0.00 - 72.59	72.59 - 80.82	80.82 - 89.18	89.18 - 91.96	91.96 - 100.00
PAT6: Acceptable	0.00 - 58.97	58.97 - 66.15	66.15 - 76.62	76.62 - 83.55	83.55 - 100.00
PAT6: Excellence	0.00 - 7.30	7.30 - 12.45	12.45 - 19.08	19.08 - 30.09	30.09 - 100.00
PAT9: Acceptable	0.00 - 62.37	62.37 - 67.35	67.35 - 76.70	76.70 - 81.94	81.94 - 100.00
PAT9: Excellence	0.00 - 9.69	9.69 - 13.44	13.44 - 18.38	18.38 - 23.38	23.38 - 100.00
Diploma: Acceptable	0.00 - 71.45	71.45 - 78.34	78.34 - 84.76	84.76 - 87.95	87.95 - 100.00
Diploma: Excellence	0.00 - 9.55	9.55 - 12.59	12.59 - 19.38	19.38 - 23.20	23.20 - 100.00
Education Quality	0.00 - 80.94	80.94 - 84.23	84.23 - 87.23	87.23 - 89.60	89.60 - 100.00
Parental Involvement	0.00 - 70.76	70.76 - 74.58	74.58 - 78.50	78.50 - 82.30	82.30 - 100.00

### Notes:

- For all measures: The range of values at each evaluation level is interpreted as greater than or equal to the lower value, and less than the higher value. For the Very High evaluation level, values range from greater than or equal to the lower value to 100%.

\*\*\* The tables included in this report are summaries of overall responses by teachers, students, and parents. Each category included multiple questions. Anyone who would like to view the full AEAMs results is encouraged to contact the DWA Administration.

## **Additional Considerations:**

1. The government survey is conducted in February when half of the school year is yet to come but parents, students and teachers are expected to comment on the whole school year. Courses that are offered in the second semester cannot be commented on, nor can any initiatives, events, improvements, or progress that happen in the second half of the school year. As an independent school, this is also the point in the year when decisions have been made regarding student enrollment for the following school year. When families have made decisions to change schools, or when DWA has suggested that another school may be a better fit for their child, it can lead to a period of adjustment realizing that there is more of the school year to come and that we can still work together to create a positive experience for the following months. This adjustment period falls in line with the AEAMs survey and as many students and parents feel they need justification for changing schools, it can also impact the feedback provided.
2. The teacher and student surveys are conducted online and done at school ensuring a very high percentage of participation; DWA has less control over the completion of the survey by our parent population. For this year's results only 9 parent survey responses were recorded which represented only 10.8% of the school community (83 families, 103 students).
3. The Alberta Education survey is a generic one sent to families all over Alberta. The questions, by their nature, are not always applicable to niche schools such as Delta West Academy. Many of the questions have no relevance to our school at all and cause confusion in our community of respondents (parents, teachers, and students alike). This in turn presents some unusual results.
4. Lastly, the surveys are only sent to families of students from Grade 4 to Grade 12. The Kindergarten to Grade 3 families have no voice in these surveys. Thus, 34% of our school community is not represented in the results.

Therefore, with the exception of the teacher and student results, we cannot consider this year's survey results to be an accurate reflection of the thoughts and opinions of our entire school community. It is important to keep this in mind when reading the percentages for each section.

To get a better measure of parent feedback for the continued growth and development of our programs, DWA conducted an online survey in June where 22 families, 26.5% of our families participated. Typically, we see improved parent response rates in our independent survey. However, there was still a lack of overall participation despite sending the link several times at the end of this year. Although we had lower than usual participation, this survey was still valuable as it allowed for feedback from families from all divisions, and these results, in combination with the AEAMs data, will help to drive our future planning.

### **Public Interest Disclosure Act (Whistleblower Protection):**

It is a requirement to report on the Public Interest Disclosure. Pursuant to section 32 of the Public Interest Disclosure (Whistleblower Protection) Act, no disclosures were received by Delta West Academy for the 2023-2024 school year.



# Student Growth and Achievement:

The percentage of teachers, parents and students who agree that students are engaged in their learning at school.

	Delta West Academy										Alberta												
	2020		2021		2022		2023		2024		Measure Evaluation			2020		2021		2022		2023		2024	
	N	%	N	%	N	%	N	%	N	%	Achievement	Improvement	Overall	N	%	N	%	N	%	N	%	N	%
Overall	n/a	n/a	82	88.4	79	85.7	86	91.6	85	90.4	n/a	Maintained	n/a	n/a	n/a	230,898	85.8	248,740	85.1	257,214	84.4	265,079	83.7
Parent	n/a	n/a	22	90.9	14	78.6	11	100.0	9	100.0	n/a	Improved	n/a	n/a	n/a	30,694	80.0	31,884	88.7	31,882	87.3	33,209	88.7
Student	n/a	n/a	51	74.4	53	78.5	61	77.2	63	71.1	n/a	Maintained	n/a	n/a	n/a	189,789	71.8	187,102	71.3	193,029	70.9	199,823	69.3
Teacher	n/a	n/a	9	100.0	12	100.0	14	97.6	14	100.0	n/a	Maintained	n/a	n/a	n/a	30,173	98.0	30,944	95.6	32,323	95.1	32,047	95.1

## Comment on Result:

DWA was very pleased to see that our parent satisfaction result for engagement of learning remained at 100% for the 2023-2024 school year. Although only 9 parents responded to the survey, and we are unable to determine the age groupings of the parents due to less than 6 contributions to each category, we feel that this is a positive outcome to have achieved and maintained.

The percentage of teachers, parents and students who agree that students are engaged in their learning at school.

	Delta West Academy										Alberta									
	2020		2021		2022		2023		2024		2020		2021		2022		2023		2024	
	N	%	N	%	N	%	N	%	N	%	N	%	N	%	N	%	N	%	N	%
Student - All	n/a	n/a	51	74.4	53	78.5	61	77.2	63	71.1	n/a	n/a	189,789	71.8	187,102	71.3	193,029	70.9	199,823	69.3
Student - Grade 4-6	n/a	n/a	18	80.6	17	73.5	17	84.8	22	68.2	n/a	n/a	72,572	66.4	76,983	67.7	77,144	67.6	79,945	65.6
Student - Grade 7-9	n/a	n/a	18	81.9	18	80.3	21	71.4	22	80.6	n/a	n/a	67,018	74.6	62,744	74.7	63,059	73.2	66,068	70.8
Student - Grade 10-12	n/a	n/a	15	80.7	18	81.7	23	75.4	19	64.5	n/a	n/a	40,199	71.3	47,975	71.4	52,228	71.7	53,780	71.4

Our student result on engagement declined this year, which is an area of concern for DWA. Looking at our student results, the Grades 4-6 students, and 10-12 students showed a drop, while our junior high results showed an improvement. For the 2023-2024 school year, we introduced a new Friday program that either took our Junior and Senior high students off campus every Friday afternoon, or a guest speaker was in the building for a program. While this has had a positive impact on the Junior High students, it has also demonstrated that our upper elementary students could perhaps benefit from a similar increase in engagement opportunities outside of their regular classroom. As our engagement results from the 2022-2023 results showed a decline in our Junior High group, we put significant effort into adjusting our programming, and working with the students on their resilience, as well as relationship building, so it was positive to see the results of that work.

41% of our Grade 4-6 students responded "No" to the survey question "Do you like learning math". Math can be a challenging subject for many students, along with the continued implementation of the new curriculum which has brought many concepts down into earlier grades. This had the largest impact on the decline in results for this age group.

The High School students also demonstrated a decline in engagement despite also having increased off campus excursions and guest speakers. While their results showed they understand the importance of learning Language Arts, Social Studies, Science, and Math, their results for interest in learning the same subjects showed a decline. Delta West Academy strongly believes that students should take a full academic course load in High School to best prepare them for all options in post-secondary. In our efforts to ensure students have enough courses for early application and acceptance, the students typically take Social Studies 30 and Physics 30 in second semester of Grade 12, which is when this survey would be presented to students. At this point, many of our students have already received

acceptance and do not need these second semester classes for their averages, although they do need Social Studies 30 to graduate with a High School diploma. Due to this, we often see a decline in performance and engagement, which is also demonstrated by the Diploma Results.

### **Key Strategies**

For our Elementary students, DWA will look to incorporate the students into more off-campus activities to demonstrate the applications of their courses in real life opportunities. Continuing to have subject specialists teaching our courses will also help us to have the most qualified and passionate teachers in each subject area. We will continue to work with our teachers on their excellence with finding Professional Development sessions that can help with engaging lesson planning, and continued support, particularly in Math, for curriculum implementation.

For our Junior and Senior High students, we will continue to offer off campus activities on Friday afternoons to support and enhance their engagement in learning. DWA is also committed to continuing to work with Renfrew Services to organize sessions for students to overcome anxiety or stress which can impact learning engagement.

With the decline in engagement for the second semester with our High School students, we are continuously discussing ways to encourage the students to push themselves to work hard in all subjects and courses whether they need them or not. This is part of our goal for increasing resilience and excellence. Already, DWA has had multiple Grade 12 graduates come back to the school to thank us for pushing them through the courses, because they have been learning very similar topics in their first-year post-secondary courses and it has been very helpful. We also had students show tremendous growth on their Physics diploma exams which significantly improved their confidence that they can persevere through hard things. One strategy for the 2024-2025 school year will be to work with our alumni to speak with our current students to relay these messages to the students to encourage them to embrace all the learning opportunities they are given at DWA for their benefit in the future.



Junior and Senior High Students at Great Barrier Lake as part of our Friday afternoon programming.

# Citizenship:

Percentage of teachers, parents and students who are satisfied that students model the characteristics of active citizenship.

	Delta West Academy										Alberta												
	2020		2021		2022		2023		2024		Measure Evaluation			2020		2021		2022		2023		2024	
	N	%	N	%	N	%	N	%	N	%	Achievement	Improvement	Overall	N	%	N	%	N	%	N	%	N	%
Overall	66	80.2	82	81.1	79	82.2	80	90.1	87	90.2	Very High	Maintained	Excellent	204,413	83.3	230,843	83.2	240,770	81.4	257,231	80.3	265,100	78.4
Parent	9	90.0	22	92.7	14	96.8	11	99.2	9	100.0	Very High	Improved	Excellent	36,891	82.4	30,905	81.4	31,880	80.4	31,899	79.4	33,217	78.7
Student	48	87.7	51	80.7	53	78.8	61	82.3	64	80.9	Very High	Maintained	Excellent	193,577	73.8	169,741	74.1	187,120	72.1	193,015	71.3	199,816	69.6
Teacher	9	100.0	9	100.0	12	96.9	14	90.0	14	89.9	Immediate	Maintained	Acceptable	23,945	93.6	30,197	94.1	30,961	91.7	32,347	90.3	32,067	89.8

## Comment on Result:

Citizenship is part of one of the 4 main pillars of Delta West Academy: Legacy. We want all our students to leave behind something positive and memorable from their experiences at Delta West Academy. We want all of our students and graduates to become active citizens, and we regularly work together as a community to support and help organizations that are important to our students. Our citizenship results were generally maintained for the 2023-2024 school year, and keeping high results in this category will continue to be a priority for DWA.

100% of our parents who completed the survey are satisfied with their child(s) characteristics of active citizenship. We continue to work with our entire community to encourage everyone to be involved. It has been wonderful to see so many of our families attend activities like the Terry Fox Run, and the Field of Crosses as it is important for our students to see that it is also important to their parents.

Percentage of teachers, parents and students who are satisfied that students model the characteristics of active citizenship.

	Delta West Academy										Alberta									
	2020		2021		2022		2023		2024		2020		2021		2022		2023		2024	
	N	%	N	%	N	%	N	%	N	%	N	%	N	%	N	%	N	%	N	%
Student - All	48	87.7	51	80.7	53	78.8	61	82.3	64	80.9	193,577	73.8	169,741	74.1	187,120	72.1	193,015	71.3	199,816	69.6
Student - Grade 4-6	21	95.2	18	77.1	17	70.6	17	83.8	23	70.3	80,145	77.4	72,683	77.3	77,098	75.0	77,266	74.9	80,097	71.9
Student - Grade 7-9	20	87.9	18	80.5	18	71.3	21	85.6	22	86.1	63,067	71.5	56,939	74.2	62,683	71.9	63,590	70.1	66,029	67.7
Student - Grade 10-12	7	80.0	15	78.4	18	94.4	23	77.4	19	86.2	49,765	72.5	40,119	70.9	47,339	68.8	52,159	68.8	53,690	69.3

The decline in the results from the Grades 4-6 students is a concern to DWA, particularly having only 55% of students respond that they feel students follow the rules. Given that there were no major issues within this student group during the 2023-2024 school year, DWA will need to continue to work with students and improve our messaging about how consequences for students will not be publicly shared. Many students feel as though nothing has been done if they do not actively witness a consequence, so we will need to improve our communication regarding this.

An encouraging result was that 100% of our High School students responded saying they are encouraged to try their best. Although there was a decline in engagement, it is encouraging to see that they do recognize the work their teachers are putting forward to push the students towards achieving their own excellence.

Although our teacher results were essentially the same as the previous year, an area of concern was that only 71% of staff responded that students respect each other, which DWA believes closely aligns with the Grade 7-9 (73%) and Grades 10-12 (74%) students feeling that students take responsibility for their own actions.



**Key Strategies:**

DWA will continue to offer opportunities for students to get involved in their community including our annual participation in the Field of Crosses, Fun Lunches for Charity, and new for the 2024-2025 school year a week in November called “Dragons Give Back”. We will encourage students to fully participate in all activities, and will be working with our older students also to be leaders. For the 2024-2025 school year, we will be working with our students to increase their citizenship by giving each group roles and responsibilities they can feel proud of. Our Grade 6 students will be office assistants during lunches, our Grade 7-8 students will assist with bulletin boards, our Grade 9-10 students will have a rotation for ensuring that Jr and Sr High lunch areas are kept clean, Grade 11 students will be lunch room supervisors on Mondays to support teacher collaboration time, and Grade 12 students will be in charge of fun lunches and supporting other Student Council initiatives.

We will also work with our students and staff on conflict management and classroom management strategies that will improve our respect ratings. We will work with Renfrew services to continue with sessions on respecting boundaries, and other sessions suggested by staff. DWA will also continue to support teacher resilience through in-house PD sessions.

DWA also looks forward to seeing the improvement in student citizenship results with the implementation of our new cell phone policies for the 2024-2025 school year. For the past two years, students have been expected to leave their cell phones in baskets at the beginning of each class. This has led to significant teacher supervision, and constant check-ins being required. For the 2024-2025 school year, students will be required to leave their cell phone in the designated area in the office for the entirety of the school day. We hope to see improvements in student interactions without the distractions of technology during their break periods. It is also much harder to be rude or mean when face to face with someone, so we are hopeful that more in-person contact with our students will improve their socialization skills which are still stagnated due to their experiences through the Covid-19 pandemic.





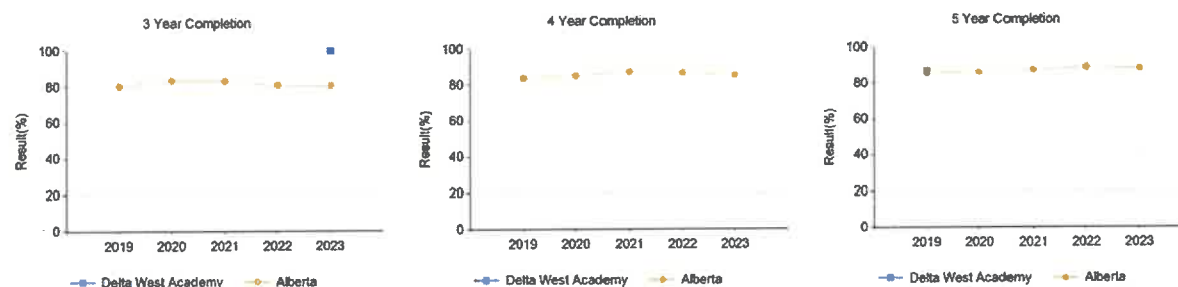
# High School Completion Rates

## High School Completion Rates - Measure History

Authority: 9353 Delta West Academy Society

Province: Alberta

	Delta West Academy												Alberta										
	2019		2020		2021		2022		2023		Measure Evaluation			2019		2020		2021		2022		2023	
	N	%	N	%	N	%	N	%	N	%	Achievement	Improvement	Overall	N	%	N	%	N	%	N	%	N	%
3 Year Completion	n/a	n/a	1	*	4	*	2	*	9	100.0	Very High	n/a	n/a	45,354	80.3	46,245	83.4	47,675	83.2	48,340	80.7	49,297	80.4
4 Year Completion	5	*	n/a	n/a	1	*	4	*	2	*	*	*	*	44,980	84.0	45,351	85.0	46,242	87.1	47,660	86.5	48,296	85.1
5 Year Completion	6	86.7	5	*	n/a	n/a	1	*	4	*	*	*	*	44,988	85.3	44,972	86.2	45,344	87.1	46,238	88.6	47,659	88.1



### Notes:


1. Data values have been suppressed where the number of respondents/students is fewer than 6. Suppression is marked with an asterisk (\*).
2. Participation in the 2019/20 to 2021/22 Diploma Exams was impacted by the COVID-19 pandemic, including the cancellation of the January 2022 Diploma Exam administration. In the absence of Diploma Exams, achievement level of diploma courses were determined solely by school-awarded marks. Caution should be used when interpreting trends over time.

## Comment on Result

Students who start at DWA in Grade 10 and remain for Grade 12 write up to six Diploma Exams and generally all in the higher-level academic stream. Our rigorous High School program prepares students to succeed not only at DWA, but also in the university and colleges they will be attending in the future. We are pleased with continuing DWA's high standards for academic achievement in our High School program. As part of our goals of supporting excellence, we are encouraged to see our students rising to the challenge and meeting or exceeding their own expectations for themselves.

## Key Strategies

DWA strives to support all students in their academic success through many initiatives. These initiatives include ATI (access to instruction), re-assessment, and offering multiple ways for students to demonstrate their understanding through differentiated assessment. We will continue to offer small class sizes for individualized attention, leadership opportunities, participation in Performing Arts and Physical Education classes, access to career counselling, and individualized assistance with university applications and schedule creation with Ms. Dutchuk-Smith, Head of School.



# PAT Results:

## Student Growth and Achievement (Grades K-9)

### PAT Results Course By Course Summary By Enrolled With Measure Evaluation

Authority: 9353 Delta West Academy Society



Course		Measure	Delta West Academy							Alberta			
			Achievement	Improvement	Overall	2024		Prev 3 Year Average		2024		Prev 3 Year Average	
						N	%	N	%	N	%	N	%
French Language Arts 6	Acceptable Standard	n/a	n/a	n/a	n/a	n/a	n/a	n/a	n/a	1,870	69.9	3,131	77.6
	Standard of Excellence	n/a	n/a	n/a	n/a	n/a	n/a	n/a	n/a	1,870	9.3	3,131	12.5
Français 6 année	Acceptable Standard	n/a	n/a	n/a	n/a	n/a	n/a	n/a	n/a	904	80.4	578	78.9
	Standard of Excellence	n/a	n/a	n/a	n/a	n/a	n/a	n/a	n/a	904	18.5	578	19.4
Science 6	Acceptable Standard	n/a	n/a	n/a	n/a	n/a	n/a	n/a	n/a	53,806	68.8	54,859	66.7
	Standard of Excellence	n/a	n/a	n/a	n/a	n/a	n/a	n/a	n/a	53,806	24.8	54,859	21.8
Social Studies 6	Acceptable Standard	Very High	n/a	n/a	11	100.0	n/a	n/a	n/a	60,804	68.5	57,655	66.2
	Standard of Excellence	Very High	n/a	n/a	11	36.4	n/a	n/a	n/a	60,804	19.8	57,655	18.0
English Language Arts 9	Acceptable Standard	High	Declined	Acceptable	7	85.7	10	100.0	59,096	69.5	56,255	71.4	
	Standard of Excellence	Intermediate	Declined	Issue	7	14.3	10	40.0	59,096	11.8	56,255	13.4	
KAE English Language Arts 9	Acceptable Standard	n/a	n/a	n/a	n/a	n/a	n/a	n/a	n/a	1,465	49.6	1,254	50.2
	Standard of Excellence	n/a	n/a	n/a	n/a	n/a	n/a	n/a	n/a	1,465	5.6	1,254	5.7
French Language Arts 9	Acceptable Standard	n/a	n/a	n/a	n/a	n/a	n/a	n/a	n/a	3,308	76.6	3,215	76.1
	Standard of Excellence	n/a	n/a	n/a	n/a	n/a	n/a	n/a	n/a	3,308	10.6	3,215	10.9
Français 9 année	Acceptable Standard	n/a	n/a	n/a	n/a	n/a	n/a	n/a	n/a	615	83.1	575	81.6
	Standard of Excellence	n/a	n/a	n/a	n/a	n/a	n/a	n/a	n/a	615	19.7	575	22.3
Mathematics 9	Acceptable Standard	Intermediate	Maintained	Acceptable	7	71.4	10	90.0	58,577	52.7	55,447	54.4	
	Standard of Excellence	Intermediate	Maintained	Acceptable	7	14.3	10	30.0	58,577	14.0	55,447	13.5	
KAE Mathematics 9	Acceptable Standard	n/a	n/a	n/a	n/a	n/a	n/a	n/a	n/a	1,967	52.2	1,815	52.7
	Standard of Excellence	n/a	n/a	n/a	n/a	n/a	n/a	n/a	n/a	1,967	9.9	1,815	11.3
Science 9	Acceptable Standard	Very High	Maintained	Excellent	7	85.7	10	90.0	59,072	67.6	56,311	66.3	
	Standard of Excellence	Very Low	Declined Significantly	Concern	7	0.0	10	60.0	59,072	20.8	56,311	20.1	
KAE Science 9	Acceptable Standard	n/a	n/a	n/a	n/a	n/a	n/a	n/a	n/a	1,411	52.3	1,197	52.9
	Standard of Excellence	n/a	n/a	n/a	n/a	n/a	n/a	n/a	n/a	1,411	8.9	1,197	10.9
Social Studies 9	Acceptable Standard	Intermediate	Declined	Issue	7	71.4	10	100.0	59,125	60.5	56,309	58.4	
	Standard of Excellence	Very Low	Declined Significantly	Concern	7	0.0	10	60.0	59,125	15.8	56,309	15.9	
KAE Social Studies 9	Acceptable Standard	n/a	n/a	n/a	n/a	n/a	n/a	n/a	n/a	1,351	50.4	1,140	49.6
	Standard of Excellence	n/a	n/a	n/a	n/a	n/a	n/a	n/a	n/a	1,351	11.3	1,140	10.6


#### Notes:

1. Data values have been suppressed where the number of respondents/students is fewer than 5. Suppression is marked with an asterisk (\*).
2. Achievement Evaluation is not calculated for courses that do not have sufficient data available, either due to too few jurisdictions offering the course or because of changes in tests.
3. Participation in the Provincial Achievement Tests was impacted by the COVID-19 pandemic from 2019/20 to 2021/22. School years 2019/20, 2020/21 and 2021/22 are not included in the rolling 3-year average. Caution should be used when interpreting trends over time.
4. Participation in the Provincial Achievement Tests was impacted by the fires in 2022/23 and 2023/24. Caution should be used when interpreting trends over time for the province and those school authorities affected by these events.
5. Beginning in 2022/23, results for the Grade 6 Provincial Achievement Tests do not include students participating in subjects where the tests were not administered due to new curriculum being piloted or optionally implemented.
6. Security breaches occurred over the last few days of the 2021/22 PAT administration window. Students most likely impacted by these security breaches have been excluded from the provincial cohort. All students have been included in school and school authority reporting. Caution should be used when interpreting these results.

Grade 6 PAT Results By Number Enrolled Measure History

Authority: 9353 Delta West Academy Society  
Province: Alberta

	Delta West Academy					Measure Evaluation			Alberta				
	2020	2021	2022	2023	2024	Achievement	Improvement	Overall	2020	2021	2022	2023	2024
N	n/a	n/a	7	5	11	n/a	n/a	n/a	n/a	n/a	56,462	57,655	60,804
Acceptable Standard %	n/a	n/a	85.7	0	100.0	Very High	n/a	n/a	n/a	n/a	67.8	66.2	68.5
Standard of Excellence %	n/a	n/a	71.4	0	36.4	Very High	n/a	n/a	n/a	n/a	20.1	18.0	19.8



Comment on Result

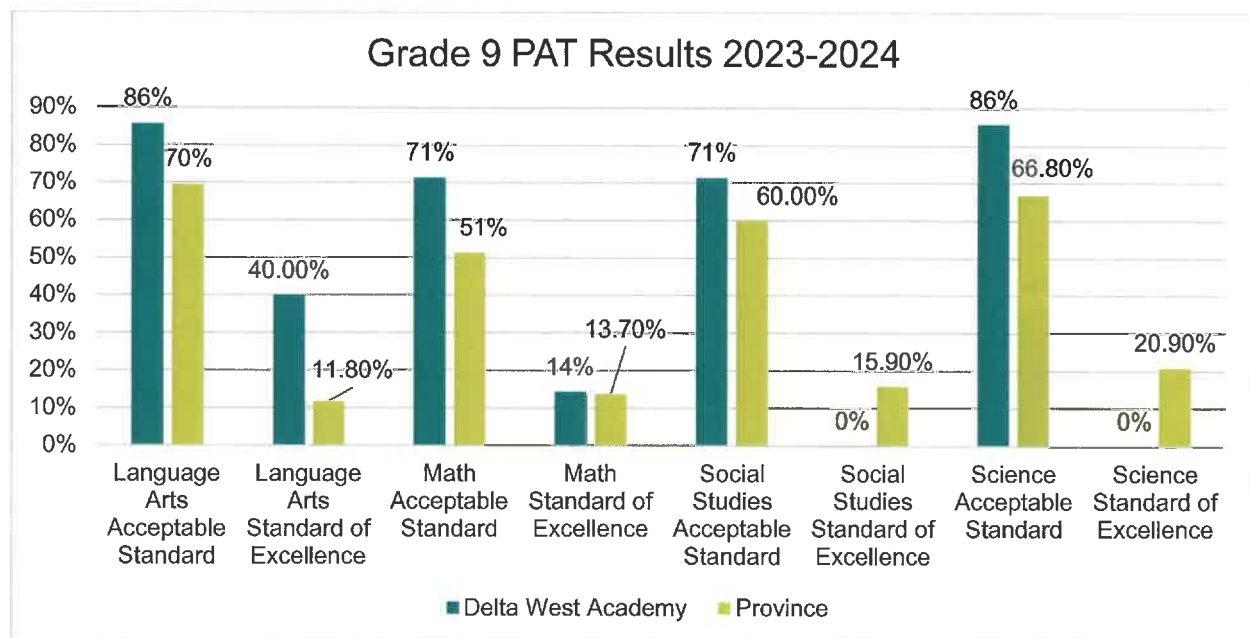
DWA was disappointed to have the Grade 6 LA and Math PATs not administered for the 2023-2024 school year, as we were early adopters of the new curriculum, and were looking forward to the opportunity to gauge the success of the new curriculum implementation. The Grade 6 Science PAT was still utilizing the old curriculum, so we were also not able to have our students write that exam. The Grade 6 students did however write the Social Studies PAT. As you can see from the graph above, our students exceeded the AB results in both acceptable standards (50% on the exam) and standards of excellence (86% on the exam).

## Grade 9 PAT Results By Number Enrolled Measure History

Authority: 9353 Delta West Academy Society

Province: Alberta

	Delta West Academy					Measure Evaluation			Alberta				
	2020	2021	2022	2023	2024	Achievement	Improvement	Overall	2020	2021	2022	2023	2024
N	n/a	n/a	5	10	7	n/a	n/a	n/a	n/a	n/a	53,039	57,925	60,662
Acceptable Standard %	n/a	n/a	*	95.0	78.6	High	Declined	Acceptable	n/a	n/a	62.9	62.6	62.5
Standard of Excellence %	n/a	n/a	*	47.5	7.1	Very Low	Declined	Concern	n/a	n/a	16.8	15.5	15.4



### Comment on Results:

Delta West Academy's Acceptable Standard results exceeded the Provincial measures in all subject areas, although our goal is to reach 100% acceptable in all subjects. For the 2023-2024 school year 43% of our Grade 9 students were new to Delta West Academy. When we receive new students, particularly in upper Junior High or High School, there is a significant amount of work to do to learn about each student's learning styles, their previous experience, and any curriculum gaps that exist. As mentioned in our additional considerations, students who are not returning to DWA do not always understand the importance and value of maintaining their work ethic and engagement through to the end of the school year. This group of students were also writing their first Government exam as well after their exams were cancelled due to the Covid-19 pandemic.

### Key Strategies:

Delta West Academy strives to re-gain our 100% Acceptable Standard results. In order to support this goal, we will continue to work with Renfrew services to support students in building their test and study strategies, as well as introducing them to techniques to combat stress and anxiety to best demonstrate their understanding. We will also continue to work with our staff on implementing curriculum, and assessing students to determine where they are at, and building their skills from there. DWA will work to



assess all students, particularly in Grade 6 and 9, in the first semester in both literacy and numeracy, to identify gaps earlier, and then bring in the necessary supports to ensure they are prepared for PAT exams at the end of the school year.

# Diploma Exam Results:

## Diploma Exam Results By Students Writing Measure History

Authority: 9353 Delta West Academy Society

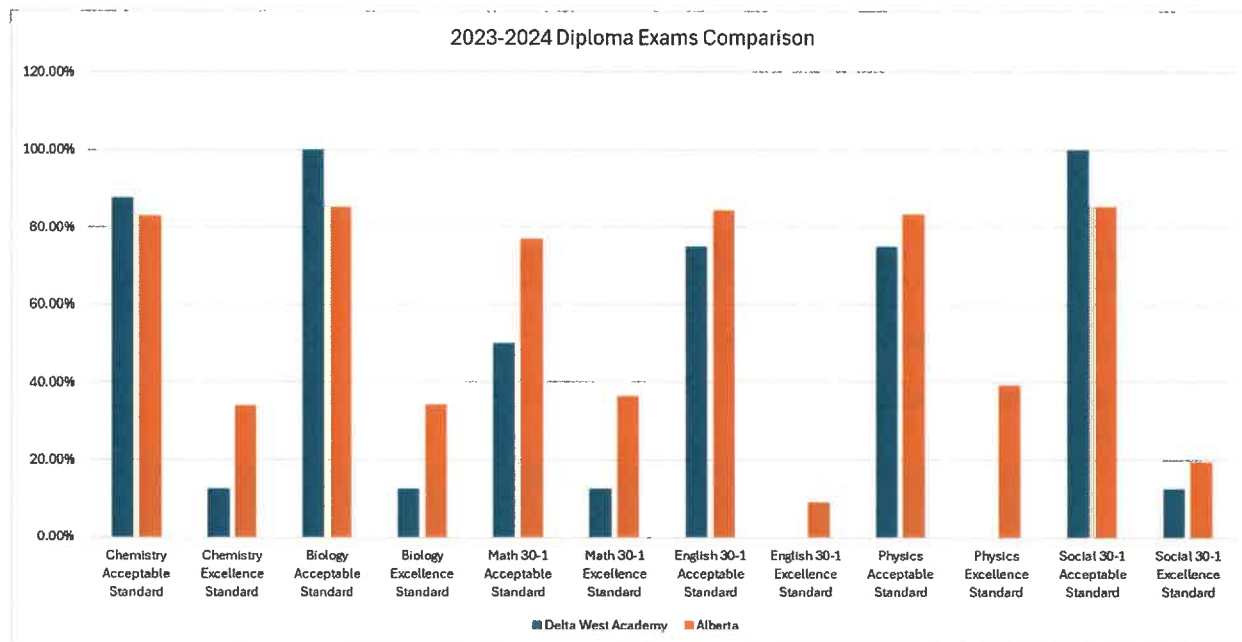
Province: Alberta

	Delta West Academy					Measure Evaluation			Alberta				
	2020	2021	2022	2023	2024	Achievement	Improvement	Overall	2020	2021	2022	2023	2024
N	n/a	n/a	12	11	8	n/a	n/a	n/a	n/a	n/a	58,444	67,294	72,444
Acceptable Standard %	n/a	n/a	62.0	63.5	81.3	Intermediate	Maintained	Acceptable	n/a	n/a	75.2	80.3	81.5
Standard of Excellence %	n/a	n/a	14.3	11.5	8.3	Very Low	Maintained	Concern	n/a	n/a	18.2	21.2	22.6

## Diploma Exam Results Course By Course Summary With Measure Evaluation

Authority: 9353 Delta West Academy Society

Course		Measure	Delta West Academy							Alberta			
			Achievement	Improvement	Overall	2024		Prev 3 Year Average		2024		Prev 3 Year Average	
						N	%	N	%	N	%	N	%
English Lang Arts 30-1	Diploma Examination Acceptable Standard	Very Low	n/a	n/a	8	75.0	n/a	n/a	33,001	84.2	31,493	83.7	
	Diploma Examination Standard of Excellence	Very Low	n/a	n/a	8	0.0	n/a	n/a	33,001	10.1	31,493	10.5	
English Lang Arts 30-2	Diploma Examination Acceptable Standard	n/a	n/a	n/a	n/a	n/a	n/a	n/a	19,219	85.7	17,112	86.2	
	Diploma Examination Standard of Excellence	n/a	n/a	n/a	n/a	n/a	n/a	n/a	19,219	12.9	17,112	12.7	
French Language Arts 30-1	Diploma Examination Acceptable Standard	n/a	n/a	n/a	n/a	n/a	n/a	n/a	1,200	95.3	1,236	93.1	
	Diploma Examination Standard of Excellence	n/a	n/a	n/a	n/a	n/a	n/a	n/a	1,200	8.6	1,236	6.1	
Français 30-1	Diploma Examination Acceptable Standard	n/a	n/a	n/a	n/a	n/a	n/a	n/a	160	99.4	127	99.2	
	Diploma Examination Standard of Excellence	n/a	n/a	n/a	n/a	n/a	n/a	n/a	160	26.3	127	30.7	
Mathematics 30-1	Diploma Examination Acceptable Standard	n/a	Declined	n/a	8	50.0	8	87.5	21,035	75.4	19,703	70.8	
	Diploma Examination Standard of Excellence	n/a	Maintained	n/a	8	12.5	8	25.0	21,035	34.9	19,703	29.0	
Mathematics 30-2	Diploma Examination Acceptable Standard	n/a	n/a	n/a	n/a	n/a	n/a	n/a	15,676	70.9	14,418	71.1	
	Diploma Examination Standard of Excellence	n/a	n/a	n/a	n/a	n/a	n/a	n/a	15,676	15.4	14,418	15.2	
Social Studies 30-1	Diploma Examination Acceptable Standard	Very High	Improved	Excellent	8	100.0	10	70.0	25,167	85.2	24,023	83.5	
	Diploma Examination Standard of Excellence	Intermediate	Improved	Good	8	12.5	10	0.0	25,167	18.7	24,023	15.9	
Social Studies 30-2	Diploma Examination Acceptable Standard	n/a	n/a	n/a	n/a	n/a	n/a	n/a	23,965	77.6	21,045	78.1	
	Diploma Examination Standard of Excellence	n/a	n/a	n/a	n/a	n/a	n/a	n/a	23,965	12.7	21,045	12.3	
Biology 30	Diploma Examination Acceptable Standard	Very High	Improved	Excellent	8	100.0	11	81.8	24,414	83.1	23,270	82.7	
	Diploma Examination Standard of Excellence	Low	Maintained	Issue	8	12.5	11	9.1	24,414	33.7	23,270	32.8	
Chemistry 30	Diploma Examination Acceptable Standard	Very High	Improved Significantly	Excellent	8	87.5	10	40.0	19,955	82.9	18,364	80.5	
	Diploma Examination Standard of Excellence	Low	Maintained	Issue	8	12.5	10	20.0	19,955	38.0	18,364	37.0	
Physics 30	Diploma Examination Acceptable Standard	Intermediate	Improved	Good	8	75.0	8	37.5	9,955	85.1	9,241	82.3	
	Diploma Examination Standard of Excellence	Very Low	Declined	Concern	8	0.0	8	12.5	9,955	43.1	9,241	39.9	
Science 30	Diploma Examination Acceptable Standard	n/a	n/a	n/a	n/a	n/a	n/a	n/a	8,439	81.3	8,007	79.4	
	Diploma Examination Standard of Excellence	n/a	n/a	n/a	n/a	n/a	n/a	n/a	8,439	24.6	8,007	23.1	



### Comment on Results:

Although the goal for AB Education is acceptable standard, and standard of excellence, DWA also measures success based on the number of students who take the courses. We have a rigorous academic program for our High School students and recognize that very few students take all three sciences, calculus, and graduate with a second language. DWA strives to provide its students with all the opportunities that are available to them if they have exposure to the full spectrum of courses. As we rarely alter our programming, students may be working through courses that are outside the scope of their comfort zone, or what they feel is important to achieving acceptance into the post-secondary program of their choice. The results from the 2023-2024 Diploma exams were also impacted by their 30% weighting. Many students completed their courses with strong marks and declined to put forward the same rigor of preparation for the diploma as its impact would not be significant enough to impact their post-secondary applications. Our second semester courses were also impacted by students achieving acceptance into their programs, and not requiring Physics 30 or Social 30-1 for applications. We were very pleased to see the improvement in the acceptable standard achieved in all three sciences, and Social Studies.

### Key Strategies:

Continue a re-assessment practice of having students write a full cumulative practice final prior to the Diploma exam which can be used to replace a unit test with a lower score. As a community, DWA will also need to work with the students to encourage them to always do their best, even when it must be applied to a subject that is not their favorite. Increasing student resiliency and showing them the value in all classes will need to be supported by all the teachers and administrators. Another key strategy will be to continue to work on Staff retention which will allow us to have the same teachers teaching the courses multiple years to gain experience with the exams to best prepare the students. DWA must also work with our Grade 12 families to discuss the importance of keeping up their studies over extended breaks such as our Christmas Break or Easter Break. While time off, and family holidays are important and provide students with the opportunity to rest, relax, and take in new experiences, they should also be utilizing this time to review and identify misconceptions to return to classes prepared to improve. Another very important strategy for our High School students is to continue to instill upon them the importance of reading. Through our Professional Learning Communities of Language Arts teachers at DWA, we have been discussing strategies to improve student reading, vocabulary, and vocabulary retention.

# Early Literacy and Numeracy Results:

For the 2023-2024 school year, the LeNS (Grade 1 and 2) and CC3 (Grade 3 and 4) literacy assessments and the AB Education Numeracy Screening assessments were administered to all Kindergarten to Grade 4 students.

	ECS	Grade 1	Grade 2	Grade 3	Grade 4
<b>Number of Students Assessed</b>	7	6	10	8	4
<b>Students considered at risk for Literacy in September</b>	N/A	N/A	0	0*	N/A
<b>Students considered at risk for Numeracy in September</b>	N/A	N/A	0	0	0
<b>Students considered at risk for Literacy in January</b>	0	2	N/A	N/A	N/A
<b>Students considered at risk for Numeracy in January</b>	0	2	N/A	N/A	N/A
<b>Students considered at risk for Literacy in June</b>	0	0	0	1 for Regular Words, 0 for Irregular Words *	0
<b>Students Considered at risk for Numeracy in June</b>	0	2	1	1	0

- Only Regular and Irregular Words were tested. Non-words were not tested from the CC3 program.

From the table summarizing the results of our early literacy and numeracy screenings, DWA had no students assessed as being overall at risk in either numeracy or literacy for the September assessments. For our Grade 2 and 3 students, we were able to mostly maintain those results, indicating that students are functioning as expected for grade level, or less than 6 months behind. For Kindergarten, no students were assessed as being at risk. For our Grade 1 class, by the June assessments, no students were considered at risk in literacy, however 2 students were still considered at risk for Numeracy placing them approximately 6 months behind their current grade level.

DWA is committed to continuing to utilize these assessments to inform our decision-making and to provide support for students. In the 2023-2024 school year, we hired an AB Education Certified teacher to specifically work with students in the early years, not just those deemed at risk, to support student and teacher growth. DWA will continue to look for opportunities to include 1:1 student support for all its students.

## Teaching and Leading:

Percentage of teachers, parents and students satisfied with the overall quality of basic education.

	Delta West Academy													Alberta									
	2020		2021		2022		2023		2024					Measure Evaluation			2020		2021		2022		2023
	N	%	N	%	N	%	N	%	N	%	Achievement	Improvement	Overall	N	%	N	%	N	%	N	%	N	%
Overall	66	89.8	82	86.6	79	87.4	80	96.0	87	93.7	Very High	Maintained	Excellent	264,623	90.3	230,614	89.6	246,532	89.0	257,584	88.1	285,843	87.6
Parent	9	78.8	22	80.4	14	75.0	11	100.0	9	96.3	Very High	Maintained	Excellent	36,907	88.7	31,024	86.7	31,728	86.1	31,860	84.4	33,250	83.8
Student	48	89.8	51	83.1	53	87.3	61	90.3	64	85.9	Intermediate	Maintained	Acceptable	193,783	87.8	186,589	86.3	186,834	85.9	193,343	85.7	200,322	84.9
Teacher	9	100.0	9	90.3	12	100.0	14	97.6	14	98.8	Very High	Maintained	Excellent	33,653	95.4	30,201	95.7	30,970	95.0	32,351	94.4	32,071	93.9

### Comment on Results

DWA is pleased to see our scores for parent and teacher satisfaction for overall education quality maintained at 96.3% and 98.9%. Our parent results showed a 100% rating for quality of education, with their biggest concern coming from whether their child's school work is challenging with 78% of parents agreeing with this statement..

Percentage of teachers, parents and students satisfied with the overall quality of basic education.

	Delta West Academy										Alberta									
	2020		2021		2022		2023		2024		2020		2021		2022		2023		2024	
	N	%	N	%	N	%	N	%	N	%	N	%	N	%	N	%	N	%	N	%
Student - All	48	89.8	51	83.1	53	87.3	61	90.3	64	85.9	193,783	87.8	186,589	86.3	186,834	85.9	193,343	85.7	200,322	84.9
Student - Grade 4-6	21	100.0	18	85.7	17	82.4	17	97.1	23	97.8	80,156	95.1	72,276	94.6	76,585	93.9	77,317	93.9	80,205	93.5
Student - Grade 7-9	20	68.3	18	93.5	18	87.0	21	84.1	22	83.2	63,763	83.8	57,049	82.4	62,794	82.4	63,721	81.3	66,212	79.5
Student - Grade 10-12	7	81.0	15	70.0	18	92.6	23	89.9	19	76.6	46,844	84.6	40,264	82.0	47,475	81.5	52,305	81.8	53,605	81.7

Our Student score dropped 4.4%, but is still acceptable. For our student results, the Grade 4-6 students maintained a fantastic 97.8% satisfaction rating, while our Junior High students rated 83.2% and our High School rated 76.6%. 100% of our Grade 4-6 students chose "Very Good" or "Good" to describe the quality of their teachers.



The Junior High results aligned with the Parent concern about finding school work challenging. Only 64% of students agreed that their school work is challenging. They also gave a 95% rating on the quality of teaching at DWA, and 100% rating on the overall quality of education at our school.

In our Senior High School student results, the biggest change in results was the student response for the question "My school work is interesting" with a 47% rating, compared to 74% the previous school year. This is a common theme throughout our results from the 2023-2024 school year with working with the students to appreciate the opportunities to learn about all the different courses and subject areas with our rigorous academic program.

### Key Strategies:

Some key strategies for Delta West Academy will be to continue to be uncompromising on our commitment to achieving excellence for our students. DWA parents were polled in June of 2024 to determine if changes should be made to programming, and the majority wanted to see the continuation of second languages and three sciences. It is clear from the below results, that these are some of the driving reasons for parents to choose DWA for their children, and that they want to see this programming continued. We will need to work with our parents to ensure that the messaging between school and parent is consistent and that both sides support the continued difficulty in programming here at DWA and discussing the benefits with the students.

13. Please answer the following questions regarding the importance of academic programing at DWA.


[More details](#)

● Strongly Agree ● Agree ● Neutral ● Disagree ● Strongly disagree

Students should be required to take all 3 Sciences in High School.

Students should be required to continue with a language in High School.

Students should continue to learn French and Spanish until picking one in High School.



13. Please answer the following questions regarding the importance of academic programing at DWA.

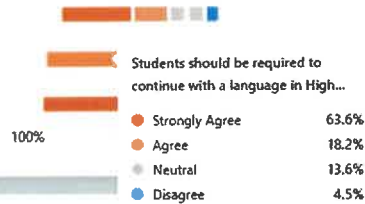
[More details](#)

● Strongly Agree ● Agree ● Neutral ● Disagree ● Strongly disagree

Students should be required to take all 3 Sciences in High School.

Students should be required to continue with a language in High School.

Students should continue to learn French and Spanish until picking one in High School.



13. Please answer the following questions regarding the importance of academic programing at DWA.

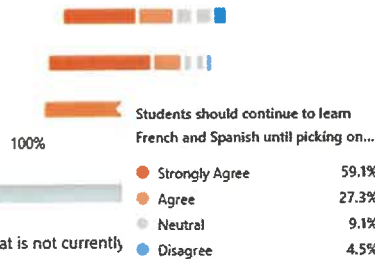
[More details](#)

● Strongly Agree ● Agree ● Neutral ● Disagree ● Strongly disagree

Students should be required to take all 3 Sciences in High School.

Students should be required to continue with a language in High School.

Students should continue to learn French and Spanish until picking one in High School.



14. Is there programming that you would like to see offered at DWA that is not currently

[More details](#)

We will also continue to build upon the principle that students must put forward their best effort in all courses, and not just those that suit them. We must also work with the students and teachers to provide meaningful opportunities for learning engagement, and opportunities for the students to see the applications of their learning in the “real world”. Through these initiatives, we can help students make connections with the material, take more ownership in their learning, and improve their interest level in courses that they are taking but do not plan to pursue beyond the secondary level.

DWA will also ensure that we maintain a high capacity for learning for our teachers. Providing opportunities for PD through the Calgary Regional Consortium, AISCA, and internal sessions will keep our teachers learning and growing in their pedagogy. DWA also will begin to implement a more regular schedule of Professional Learning Communities within the staff through regular subject specific meetings to promote curriculum alignment and scaffolded expectations. Our teachers will continue to work towards obtaining their Permanent Certification, as well as regular teacher evaluations from DWA administrators.

## Learning Supports:

The percentage of teachers, parents and students who agree that their learning environments are welcoming, caring, respectful and safe.

	Delta West Academy										Alberta																																			
	2020				2021				2022				2023				2024				Measure Evaluation				2020				2021				2022				2023				2024					
	N		%		N		%		N		%		N		%		N		%		Achievement		Improvement		Overall		N		%		N		%		N		%		N		%		N		%	
Overall	n/a	n/a	82	92.2	79	81.0	86	90.7	87	90.9	n/a	Maintained	n/a	n/a	n/a	231,001	87.8	249,941	88.1	267,391	84.7	265,321	84.0																							
Parent	n/a	n/a	22	92.0	14	70.0	11	97.7	9	100.0	n/a	Improved	n/a	n/a	n/a	30,980	88.2	31,715	89.9	31,885	85.8	33,232	85.3																							
Student	n/a	n/a	51	84.7	53	78.9	61	80.6	64	84.8	n/a	Maintained	n/a	n/a	n/a	160,900	79.8	187,258	77.7	193,156	76.6	200,020	75.2																							
Teacher	n/a	n/a	9	100.0	12	96.8	14	93.8	14	87.8	n/a	Maintained	n/a	n/a	n/a	30,211	95.3	30,988	93.8	32,350	82.0	32,089	81.6																							

### Comment on Results:

A 90.9% overall rating for parents, students and teachers on agreement about the learning environment at DWA being welcoming, caring, respectful and safe is an important result. Students, and teachers must work together, and with the parents, to build meaningful relationships that best support student learning and growth. Parent and student results demonstrated some improvement, with our teacher rating declining slightly.

The percentage of teachers, parents and students who agree that their learning environments are welcoming, caring, respectful and safe.

	Delta West Academy										Alberta									
	2020		2021		2022		2023		2024		2020		2021		2022		2023		2024	
	N	%	N	%	N	%	N	%	N	%	N	%	N	%	N	%	N	%	N	%
Student - All	n/a	n/a	51	84.7	53	78.9	61	80.6	64	84.8	n/a	n/a	166,900	79.8	187,258	77.7	193,156	76.6	200,020	75.2
Student - Grade 4-6	n/a	n/a	18	83.9	17	88.6	17	85.0	23	88.3	n/a	n/a	72,734	82.2	77,172	80.9	77,329	80.1	80,200	77.8
Student - Grade 7-9	n/a	n/a	18	90.4	18	87.1	21	76.2	22	95.0	n/a	n/a	58,961	78.6	62,712	76.4	63,619	74.6	66,086	72.6
Student - Grade 10-12	n/a	n/a	15	79.7	18	95.1	23	79.9	19	83.1	n/a	n/a	40,175	78.6	47,374	75.9	62,208	75.0	53,755	75.3

All student age categories showed an improvement, with the highest coming from our Junior High group which increased in their overall rating from 76.2% to 85.0%. This increase, we hope comes from the dedicated effort of DWA staff and administrators to increase the number of opportunities for students to engage with each other both in school, and outside of school. These efforts include having more off campus excursions, more sports team opportunities, and after school time such as school dances, tubing at Canada Olympic Park, and Laser Tag.

In our student results, 95% of Grade 4-6 students, 86% (an increase from 57%) of Junior High students, and 84% of Senior High students responded that they feel welcome at their school. The results are also interesting within our Grade 7-12 students in that there were lower scores for students feeling other students respect each other, but higher results for other students treating them well. We will need to work with the students to understand where this disconnect is coming from.

### Key Strategies:

One of the major benefits of DWA is our small class sizes. This allows the students to learn to work with different personalities, and it also means that our students cannot hide. As a staff we are able to identify concerns quickly, and work with the students to resolve issues. Although this is a major benefit, sometimes students, especially as they get older, feel that this is a challenge. Their teachers do not accept when assignments are not done, and will communicate with the student and parents until they know that the student has done something to the best of their ability. We must continue as a school to re-frame this for the students to view this as a benefit and not a drawback of DWA. We simply do not accept less than excellence, and while this is different for every child, we will not allow our students to settle for less. Another key strategy for supporting WCRSLE outcomes will be to provide opportunities for students to interact outside of the classroom through off-campus activities, and DWA Foundation activities. This will include things like the Los Angeles Trip in September 2024, school dances, field trips, and allowing students to provide input on activities they would like to see through questions asked on our June 2024 student survey. These questions included "Are there events that you want to make sure DWA has in the 2024-2025 school year?", "To transition into Junior High, or Senior High, what do you feel you need from DWA to want to continue to pursue your education with our school?", and "What does DWA need to do to improve student engagement/re-enrollment?".

We are also encouraged by the early observations we have made regarding student connections that have been increasing due to the implementation of the new Cell Phone policies. Students are spending more time interacting with each other, rather than being focused on their devices. It is our hope that this will continue to improve student relationships and help nurture a welcoming, safe, and caring environment within DWA.

## Access to Supports:

The percentage of teachers, parents and students who agree that students have access to the appropriate supports and services at school.

	Delta West Academy												Alberta											
	2020		2021		2022		2023		2024		Measure Evaluation			2020		2021		2022		2023		2024		
	N	%	N	%	N	%	N	%	N	%	Achievement	Improvement	Overall	N	%	N	%	N	%	N	%	N	%	
Overall	n/a	n/a	82	85.9	79	80.6	86	90.5	87	90.4	n/a	Maintained	n/a	n/a	n/a	230,761	82.6	249,570	81.6	256,994	80.6	264,733	79.9	
Parent	n/a	n/a	22	89.1	14	88.6	11	100.0	9	97.7	n/a	Improved	n/a	n/a	n/a	30,936	78.9	31,684	77.4	31,847	75.7	33,177	75.4	
Student	n/a	n/a	51	80.5	53	82.3	61	84.8	64	89.7	n/a	Maintained	n/a	n/a	n/a	106,031	80.2	188,635	80.1	192,805	79.9	199,518	78.7	
Teacher	n/a	n/a	9	100.0	12	91.7	14	88.8	14	92.8	n/a	Maintained	n/a	n/a	n/a	30,194	88.7	30,951	87.3	32,342	86.2	32,040	85.6	

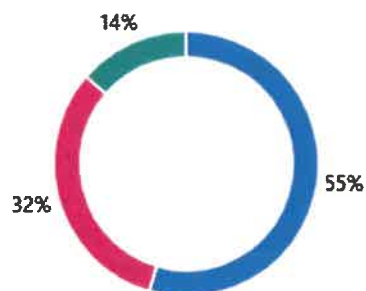
### Comments on Results:

In the 2023-2024 school year, DWA saw a much larger presence of Renfrew services which positively impacted all students at DWA with large group sessions focusing on topics suggested by teachers and students. This allowed us to utilize Renfrew's expertise to build student and teacher capacity to support students academically and socially. It is encouraging to see that our parent and teacher results remained high, and only a small drop in our student results.

From our local parent survey conducted in June, we asked specific questions to our parents as shown in the results below. We had a much higher percentage of parents strongly agreeing that there are adequate supports in place to help their children, and that they would feel comfortable reaching out to the school.

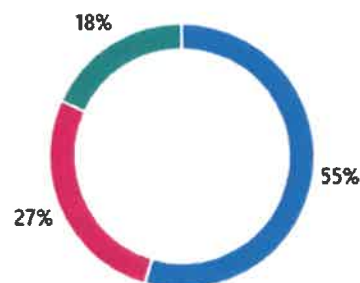
5. There are adequate supports in place to help my child when they need it.

Strongly Agree	12
Agree	7
Neutral	3
Disagree	0
Strongly Disagree	0



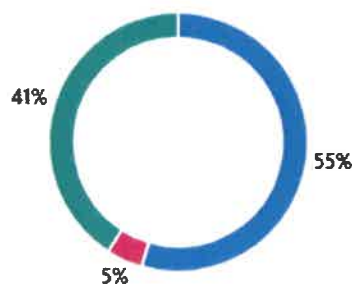
6. I would feel comfortable reaching out to the school for suggestions for support for my child(ren).

Strongly Agree	12
Agree	6
Neutral	4
Disagree	0
Strongly disagree	0



7. Do you feel that DWA has enough supports in place to help students who are struggling with mental health concerns?

Yes	12
No	1
Maybe	9



DWA offers its students support through small class sizes, ATI (access to instruction), Dragon Learning Plans, and IPPS. Our small class sizes allow for students to interact with their teachers in every single class each day. For our split classes, we hired AB Education Certified teachers, and teachers assistants, to come support the teacher to ensure that student questions were answered quickly, and to minimize disruptions during instructional time.



Our Dragon Learning Plans formally help to identify any student gaps or concerns both academically and socially, and allow us to internally work as a staff with the student and family to best support those students.

Our IPPs are developed with the entire staff to ensure that strategies for students are effective, and achievable.

It is encouraging to see that the efforts our staff have been putting towards student supports have been acknowledged by parents, students, and teachers.

### **Key Strategies:**

DWA must continue to work collaboratively with students, teachers, and parents to support students, and to ensure that everyone is aware of the supports in place, and the opportunities for additional supports should they be required. We will continue to work with our community to identify student concerns both academically and socially and utilize our staff, Renfrew, and outside organizations to address the concerns.

A key strategy will be to continue to utilize our VP Ms. Briceno-Rivas as a support for student services through her own professional development, and Renfrew Services to expand teacher capacity to support students. IPPS and Dragon Learning Plan creation will continue to be a group effort to ensure that all stakeholders have ownership over their role in supporting student growth and development.

DWA will also continue to build teacher capacity regarding inclusive education and EAL supports through professional development opportunities. Although Delta West Academy is not a special needs school, we recognize the importance of each student having opportunities to learn in a way that best supports them. Through differentiated instruction and learning opportunities on a daily basis, along with getting to know our students very well, DWA is able to support different learning styles. Students who attend DWA where English is not their first language, also have support in place through extra hours of instruction built in to our Elementary and Junior High programs, along with ATI for additional support.

As there are no self-identified FNMI students currently enrolled at DWA, there are no measures or results to report on. Nonetheless, there is the understanding from Alberta Education that disadvantages faced by a particular group of students impacts everyone and the expectation exists that everyone assists in ameliorating that situation.

DWA has also invested in First Nations specific literature to compliment classroom and teacher resources. Our ability to include students in off campus opportunities such as attending the Glenbow Museum, Head-Smashed-in-Buffalo Jump, Fort Calgary, and other venues, allow us to bring our students into the Indigenous community to learn and hear first-hand knowledge of FNMI's history. Through past connections, Delta West Academy has built strong relationships with First Nation elders, bridging the gap between our small community and those that lie outside of our school. Hosting Land Acknowledgements with our school community is also an important way of respecting First Nations communities and helping our students identify their perspectives, experiences, and legacy.

# Governance: Parental Involvement

Percentage of teachers and parents satisfied with parental involvement in decisions about their child's education.

	Delta West Academy										Alberta												
	2020		2021		2022		2023		2024		Measure Evaluation			2020		2021		2022		2023		2024	
	N	%	N	%	N	%	N	%	N	%	Achievement	Improvement	Overall	N	%	N	%	N	%	N	%	N	%
Overall	17	92.2	31	89.4	26	76.5	25	91.8	23	93.8	Very High	Improved	Excellent	70,377	81.8	60,910	76.5	62,412	78.8	63,635	79.1	64,946	78.5
Parent	9	84.4	22	81.3	14	61.5	11	80.0	9	83.3	Very High	Improved	Excellent	96,656	73.9	30,686	72.2	31,598	72.3	31,720	72.6	33,070	74.4
Teacher	8	100.0	9	97.6	12	89.5	14	92.8	14	94.2	Very High	Maintained	Excellent	33,821	89.6	30,033	86.8	30,814	85.2	32,216	86.7	31,879	84.6

## Comment on Results:

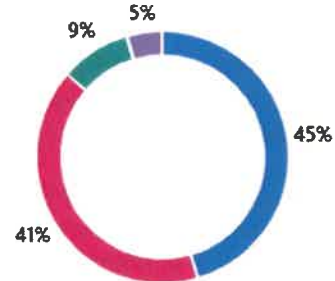
Over the past few years, after the shut downs of the Covid-19 pandemic, DWA has been working very hard to re-establish relationships with our parent community and to grow our parent involvement. It is extremely encouraging to see this measure continue to improve in both parent and teacher responses.

Through our June Parent Survey, we were also able to establish similar improvements in parent engagement.

Our parent community survey responses showed a 86% agreement in support of the number of community events that allowed them to get involved in their child's school and engage with other members of the community.

11. I was pleased with the variety of events that enabled community building this year including Christmas Tea, Bring Your Pa

Strongly Agree	10
Agree	9
Neutral	2
Disagree	1
Strongly disagree	0



Full Question Below:

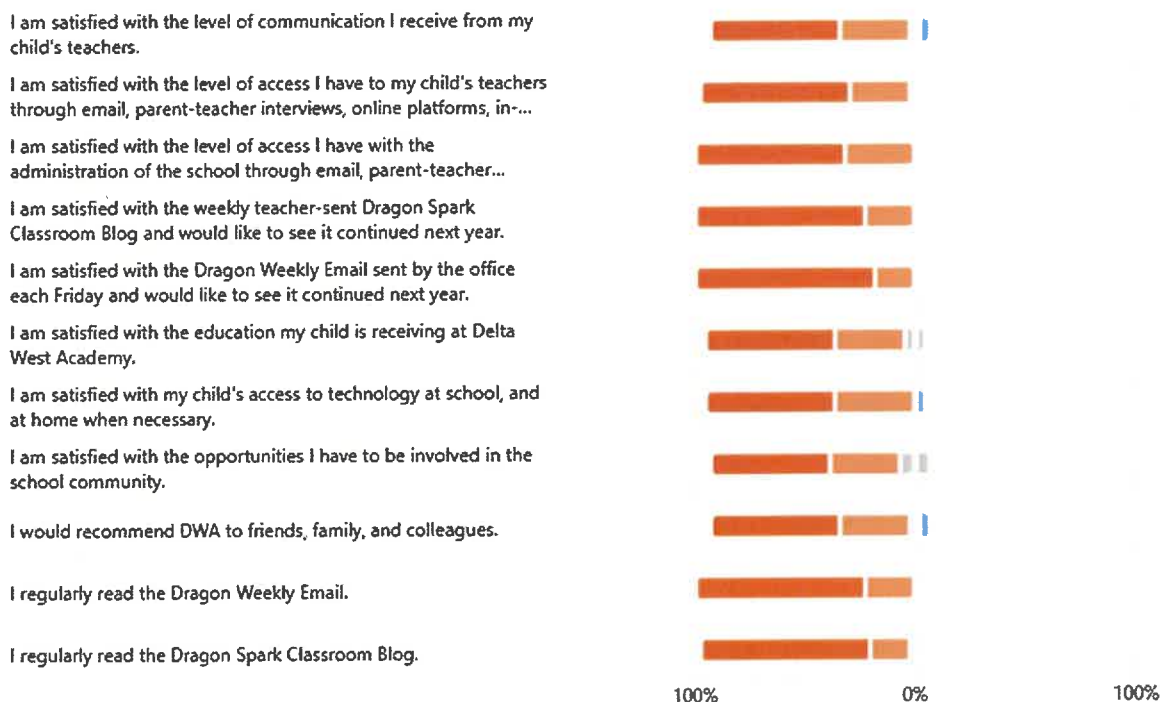
I was pleased with the variety of events that enabled community building this year including Christmas Tea, Bring Your Parents to School Day, Family Tubing, and Field Trip opportunities. DWA's Got Talent and Graduation are also upcoming events.

Our parents also responded to several questions asking them about their access to communication with the school, their teachers, and the administrators at DWA. The results were very encouraging and demonstrate an overall support for the communication initiatives we have at DWA.

## 2. Please answer the following questions:

[More d](#)

● Strongly Agree ● Agree ■ Neutral ● Disagree ● Strongly disagree



Below are the questions in full:

I am satisfied with the level of access I have to my child's teachers through email, parent-teacher interviews, online platforms, etc.

I am satisfied with the level of access I have with the administration of the school through email, parent-teacher interviews, online platforms, etc.

I am satisfied with the weekly Dragon Spark Classroom Blog and would like to see it continued next year.

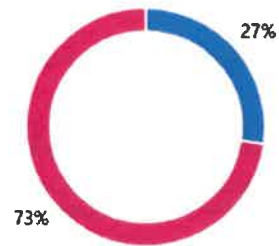
## Key Strategies:

DWA will continue to host community events such as Bring your Parent to School Day, DWA Multi-Cultural Fair, DWA's Got Talent, Christmas Tea, and others to encourage our parents to come to the school to see how their children are learning. We will also continue to work with our Foundation to provide events for families to gather together outside of the school.

DWA will continue to offer Coffee with Admin. Although attendance for Coffee with Admin was not as high as we had hoped, as shown below, we will continue to offer opportunities for parents to attend to provide the platform for parents to bring forward concerns or ideas to enhance their child's learning experience at DWA.

18. Have you attended one of our "Coffee with Admin" sessions?

● Yes 6  
● No 16



When asked why they did not attend Coffee with Admin, the major response was difficulty to attend due to work commitments. We will continue to work with our parents to provide alternative times for them to contribute. Although another positive response to the question was "Throughout our interactions, we found the admin to be consistently approachable and enthusiastic about engaging in conversation, even during brief encounters around the school. While we didn't require further discussions, we would have gladly attended the event if we needed to." We will continue to work to ensure that our messaging is that our doors are always open, and that we must work together as a community to provide the best learning experience. DWA can only address concerns they are made aware of, and implement new ideas if they are brought forward!

For the 2024-2025 school year, DWA will also re-establish a Parent Advisory Council (PAC) to specifically provide a voice directly to administration from parents and students about making DWA the best place for students to learn.

DWA will continue to maintain effective communication of community events through the Dragon Weekly email, Dragon Sparks Classroom Blogs, the Electronic Calendar on our Parent Portal, Social Media Postings, and School Cloud. We will be utilizing help from a DWA alumni to support us in our use of Social Media to provide parents the best look at what goes on in our school on a regular basis.

DWA will also keep a minimum volunteer requirement to encourage all families to find meaningful ways to be involved in their child's school.



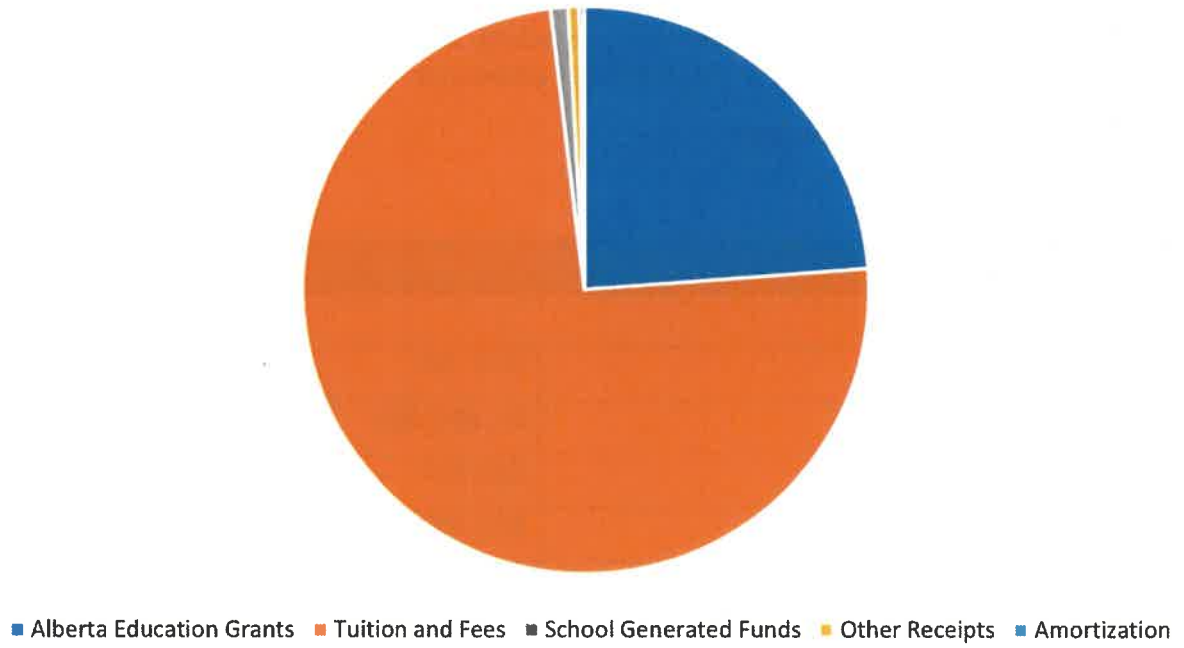
# Budget:

Below is a summary of the projected budget for the 2023-2024 School Year as prepared in May 2023. The budget was prepared with early enrollment projections, and in an abundance of caution about the continued impact of energy prices on the 2023-2024 school year.

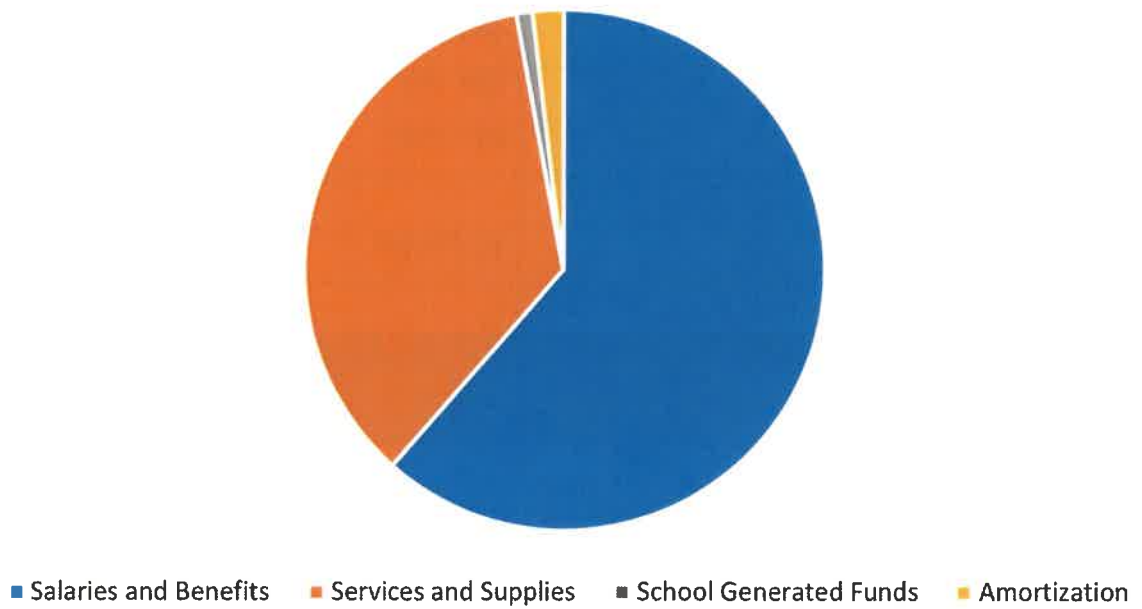
## 2023-2024 Budget Summary:

Revenue Summary (Figures in dollars)	
Alberta Education Grants	\$577, 782
Tuition and Fees	\$1, 804, 500
School Generated Funds	\$25, 000
Other Receipts	\$15, 000
Amortization	\$6, 00
Total Revenue	\$2, 428, 782
Expenditure Summary (Figures in dollars)	
Salaries and Benefits	\$1, 487, 500
Services and Supplies	\$859, 500
School Generated Funds	\$25, 000
Amortization	\$47, 000
Total Expenditures	\$2, 419, 000
Surplus	\$9, 782

### 2023-2024 Budget Revenues



### 2023-2024 Budget Expenditures



## Delta West Academy Society Audited Financial Summary 2023-2024

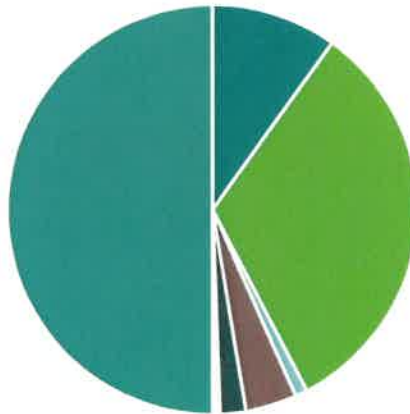
This is a summary of the highlights of the Audited Financial Statement for the year ending August 2024. As per Alberta Education requirements for independent schools, an external audit is performed every year.

Audited Financial Statement Summary for the Year Ending August 2024.

### Revenue Summary (figures in dollars)

Alberta Education Grants	\$613,818
Other Government of Alberta	\$0
Federal Government and/or First Nations	\$0
Tuition	\$2,000,775
Non-Instructional Fees	\$250,079
Other Sales and Services	\$59,160
Donations	\$126,653
Amortization	\$18,649
Other Receipts	\$0
Interest on Investments	\$16,894
Total Revenue	\$3,086,028

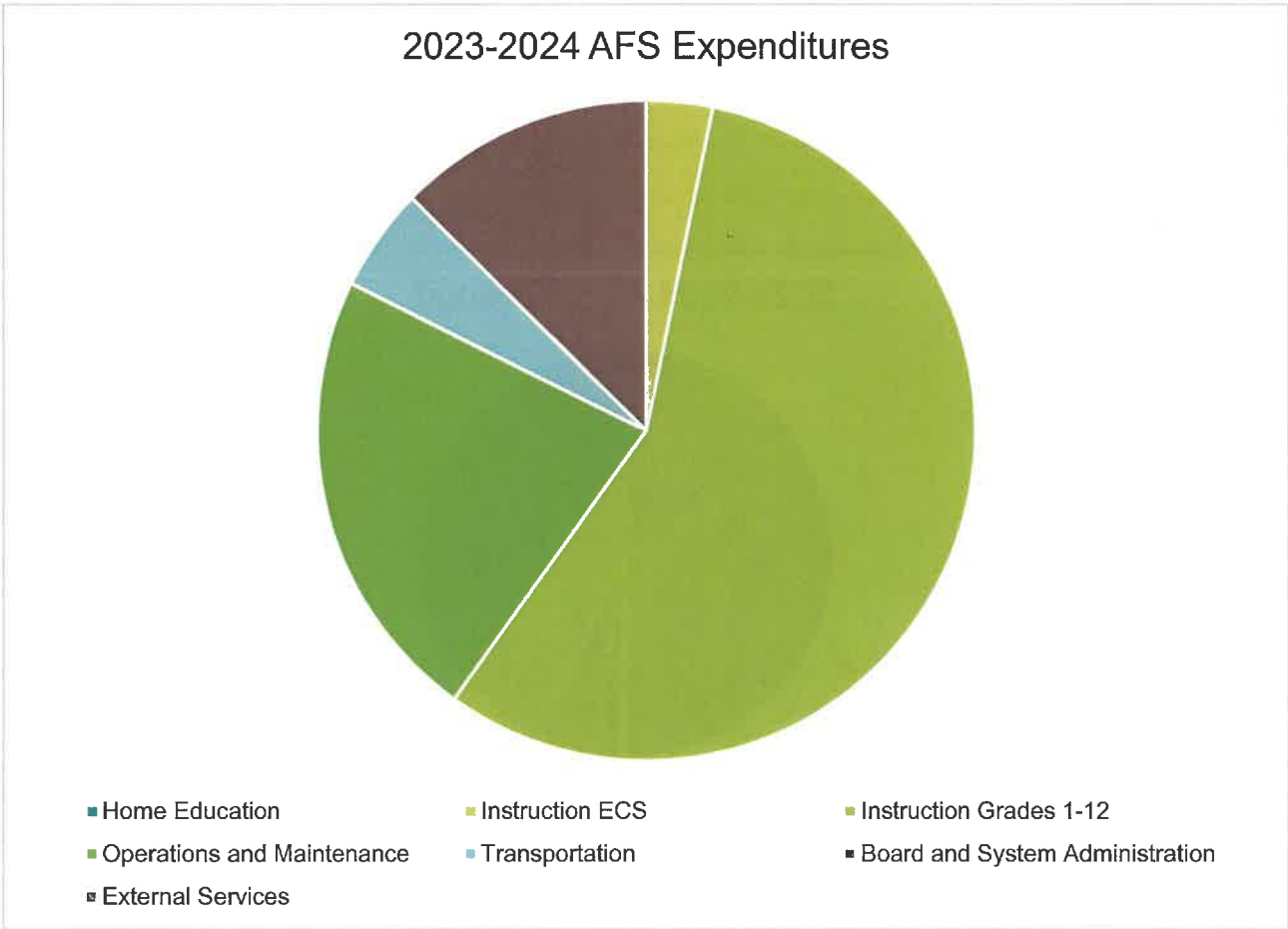
### 2023-2024 AFS Revenue



- Alberta Education Grants
- Other Government of Alberta
- Federal Government and/or First Nations
- Tuition
- Other Sales and Services
- Non-Instructional Fees
- Donations
- Amortization
- Other Receipts
- Interest on Investments
- Total Revenue

Expenditures Summary (figures in dollars)

Home Education	\$0
Instruction ECS	\$81,940
Instruction Grades 1-12	\$1,439,327
Operations and Maintenance	\$570,927
Transportation	\$129,379
Board and System Administration	\$319,244
External Services	\$0
Total Expenditures	\$2,540,817
Surplus	\$545,211



Anyone wishing to review the audited financial statements is asked to request from the administration.