

2023

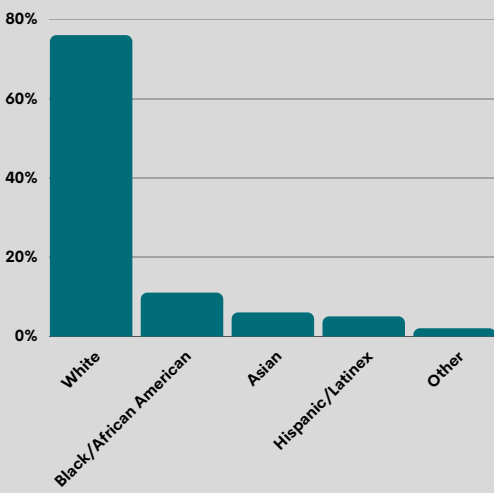
S&P 500 DIRECTORS

Spencer Stuart Board Index Report



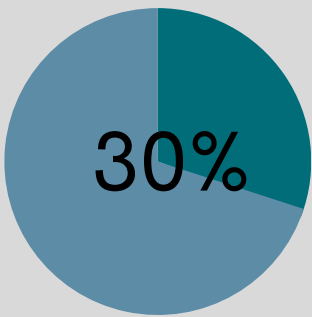
33%
Women
 vs 32% in 2022

66%
Men

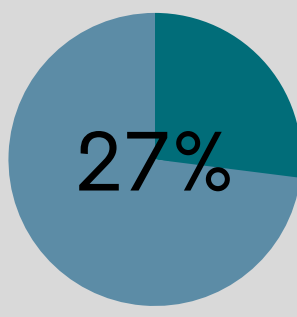


Diversity continues to slowly increase

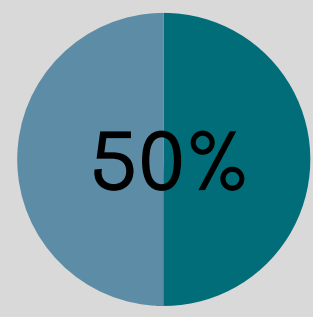
22% in 2022
24% in 2023



30% of new appointments are active or retired CEOs



27% of new appointments have a financial background



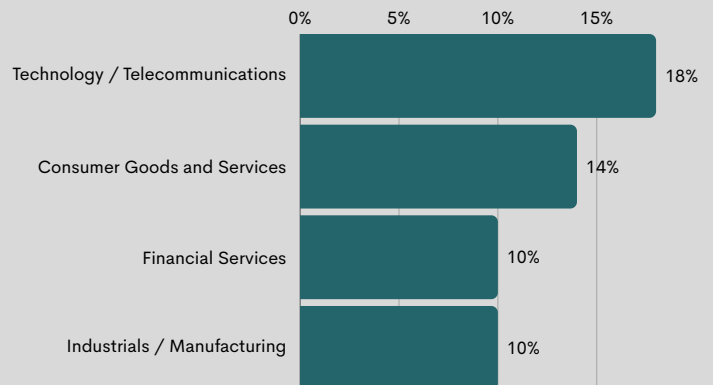
Active and retired executive appointments are evenly split

Age

The average age of new directors is **58**, a one-year increase from 2022.

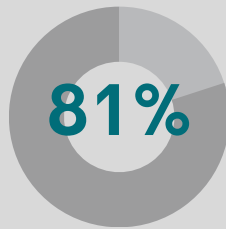
The average age of first-time directors is **56**, a two-year increase from 2022.

New Director Industry Background



7.8
Years

Average Tenure



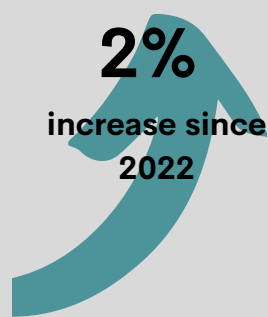
of boards limit the number of boards on which their directors can serve.



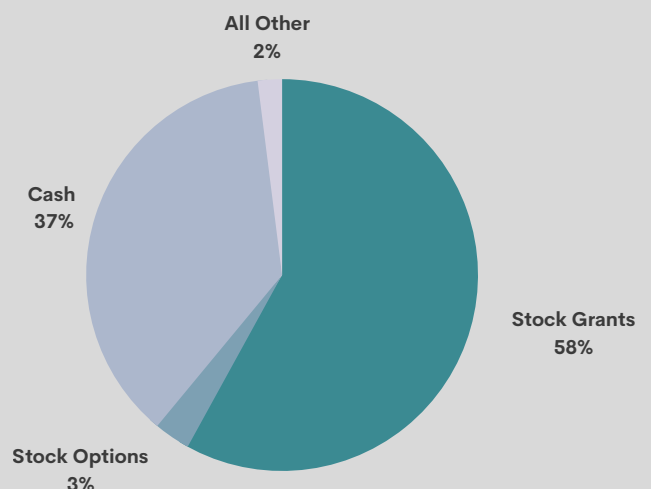
\$321,220

Average Total Compensation*

* Excludes compensation of independent chairs; the average including compensation of independent chairs is \$327,764



Composition of Director Compensation



REFERENCE

2023 U. S. Spencer Stuart Board Index Report

