



@ Home
@ Work
@ Play



mysetngo.com



Introducing **PrimeSpace™**

Secure / Private
Move In Ready
Meticulously Engineered
Open Floorplan
Finished Interior
Plug-In Power
Commercial Grade
“Best of Class”

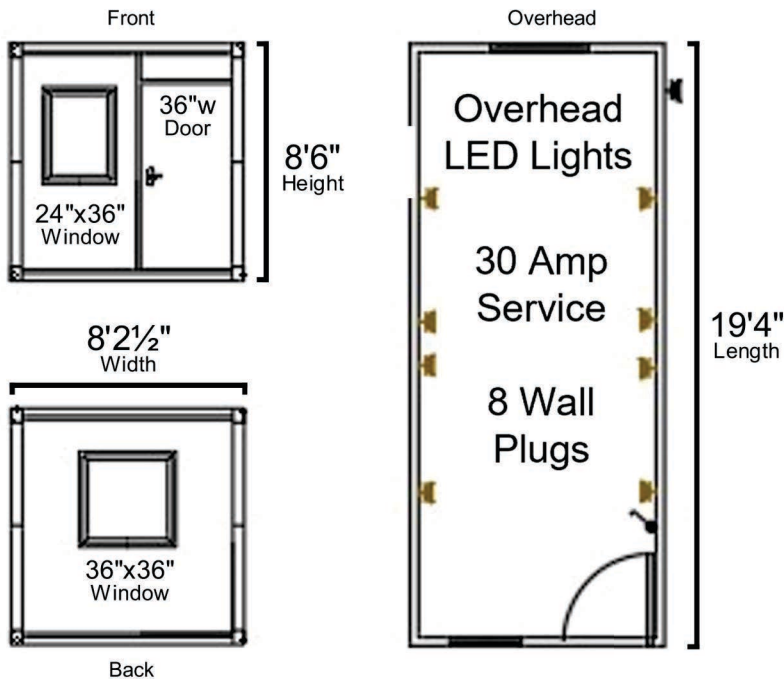
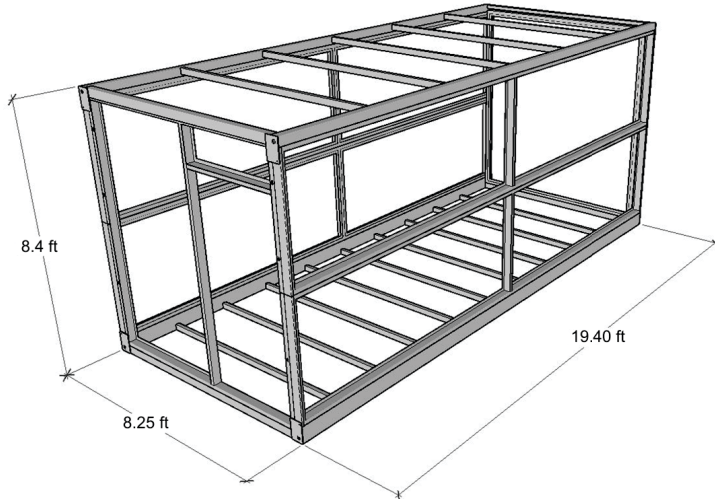
UtilityMate® Mfg. recognized & listed by:



J.D. POWER



100% Steel Fabricated Frame



PrimeSpace @ Home is built using our best Commercial Grade *ShieldCore™* Products, including:

- Insulated Metal Siding
- Steel Insulated Core Panels
- Aluminum Framed Windows
- Dual Pane Tempered Glass
- Adjustable Awning Windows
- 36" Exterior Steel Door
- 4-in-1 Door Locking System
- ½" Fiber Cement Sub-Flooring
- SPC Grade Flooring
- Exterior 30 Amp Power Twist-Lock RV Connection

Aluminum Window Frames / Exterior Steel Door w/ 4 in1 Dead Lock / Steel Insulated Core Wall






Aluminum Zinc Composite Insulated Metal Panel (IMP) Siding

ShieldCore™ Exterior Siding pairs a natural look with exceptional performance and durability. ShieldCore™ siding is a commercial grade 1/2" thick IMP that comes in a variety of patterns, styles and colors.

3 Layers of Protection

The metal polyester powder coated outer layer provides protection against the elements. Due to their durability and high weather resistance, IMP siding requires less maintenance compared to other traditional building materials, resulting in true cost savings and less hassle.

IMPs provide excellent thermal insulation properties. The high density insulated core and reflective backing of IMPs helps maintain consistent indoor temperatures for long term energy savings.



Insulated core is 1/2-inch with
a panel width of 16-inches

Top 10 Features

1. Fire & Flame Retardant
2. Thermally Efficient - R18
3. Sound Dampening
4. Easy Installation
5. Weather & UV Resistant
6. Lightweight & Easy to Cut
7. Environmentally Green
8. Non-Fading Aesthetics
9. True Energy & Cost Savings
10. Insect and Rodent Resistant



Available in 20-foot lengths

WWW.SHIELDCOREMFG.COM

UtilityMate®
MANUFACTURING



Corinthian



Colonial



Timberline



TUSCAN