

Lighting Tower HiLight V4W Kohler



LIGHT
COVERAGE
4.000 m²

90
HOURS
RUNTIME

LIFE SPAN
6.000
Hrs




OPERATION
IN EXTREME
ENVIROMENTS

HardHat[®]
technology

Spillage free
frame

1,7 l/h

TRANSPORT
EFFICIENCY
16 ut 
13m Truck

SPECIFICATION

- Metal Halide
- 4 x 1000 watt
- Manual Mast
- 4000 m² coverage with average 20 lux
- Kohler Engine

Lighting Tower HiLight V4W Kubota



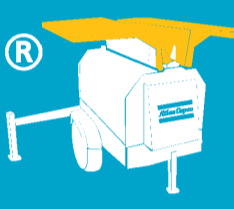
LIGHT
COVERAGE
4.000 m²

LIFE SPAN
6.000
Hrs

METAL
HALIDE



HardHat[®]
technology



Spillage free
frame



TRANSPORT
EFFICIENCY
16 ut



13m Truck

90
HOURS
RUNTIME



2 l/h



OPERATION
IN EXTREME
ENVIROMENTS



SPECIFICATION

- Metal Halide
- 4 x 1000 watt
- Manual Mast
- 4000 m2 coverage with average 20 lux
- Kubota Engine

Lighting Tower HiLight V5+ Kohler




LIGHT
COVERAGE
5.000 m²

Spillage free
frame 

 0,7 l/h

SERVICE
INTERVAL (HRS)
600 

63 dB(A)
at 7m 

SPECIFICATION

- LED
- 4 x 350 watt
- Manual Mast
- 5000 m² coverage with average 20 lux
- Kohler Engine

Lighting Tower HiLight V5+ Kubota



LIGHT
COVERAGE
5.000 m²

Spillage free
frame 

 0,36 l/h

SERVICE
INTERVAL (HRS)
600 

63^{dB(A)}
at 7m 

LED Light
4X350W

SPECIFICATION

- LED
- 4 x 350 watt
- Manual Mast
- 5000 m² coverage with average 20 lux
- Kubota Engine

HiLight B6+ Kubota



**SERVICE
INTERVAL (HRS)**
600

**START
PHOTOCELL**

**WEEKLY
TIMER**

**SMART
MAS!**

LIFE SPAN
50.000 Hrs

**TRANSPORT
EFFICIENCY**
22 ut 13m Truck

**LIGHT
COVERAGE**
6.000m²

55 dB(A)
at 7m

SPECIFICATION

- LED
- 4 x 350 watt
- Hidraulic Mast
- 6000 m2 coverage with average 20 lux
- Kubota Engine