


# PAYING AT THE DART BOARD

On the dart boards look at the Vendor Sticker to make sure it says Donivan's Vending. If not, you won't be able to do this. **YOU PAY FOR YOUR TEAM ONLY. THE OTHER TEAM DOES NOT NEED TO BE PRESENT**


The up and down arrows on the dart board are for scrolling, and the red button is your ENTER or OK button.



1. You want to start off by going to League Mode, scroll down and when on league mode then press the red button.



2. Then you want to go to Play League. Press the Red Button.

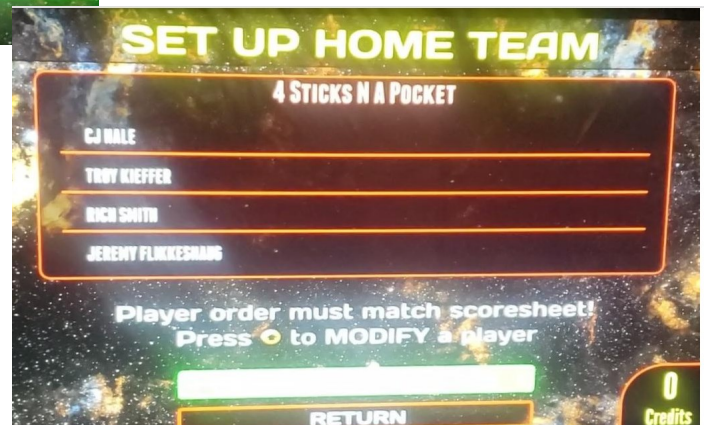


3. You will then select your league. It will be either Sunday or Tuesday Pool. Press the red button.



If you do not see your league, You can either try another dart board, or give Sarah a call or text. 715-456-4173

4. Select your team as the home team, and the away team, and pay when prompted. This triggers a forfeit and forces the money thru instantly.



It will say how many credits you owe. Each credit is .25 If your team fees are \$20 just put the \$20 in the bill collector. Make sure the collector is flashing, then you know it is working. If NOT FLASHING CONTACT THE NUMBER ON BOARD.