



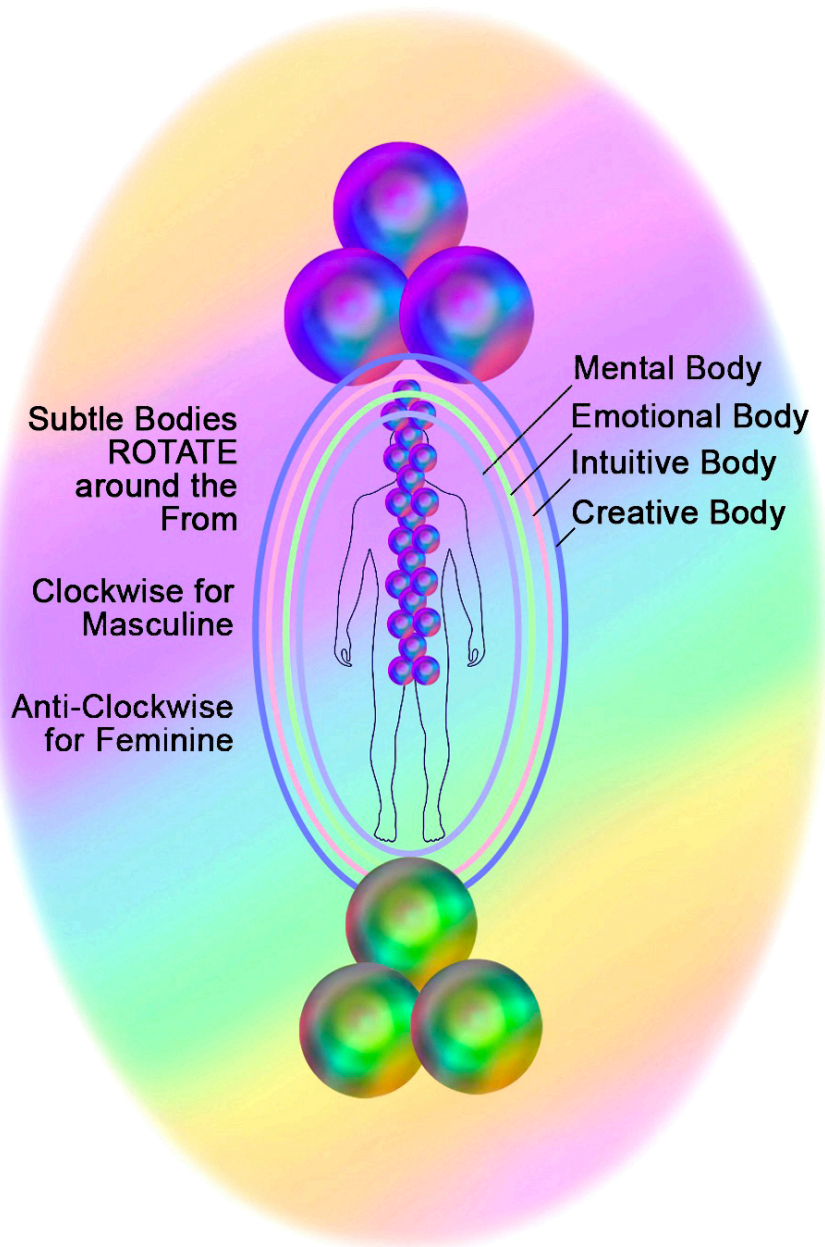
MMW - 4

Energetic Bodies

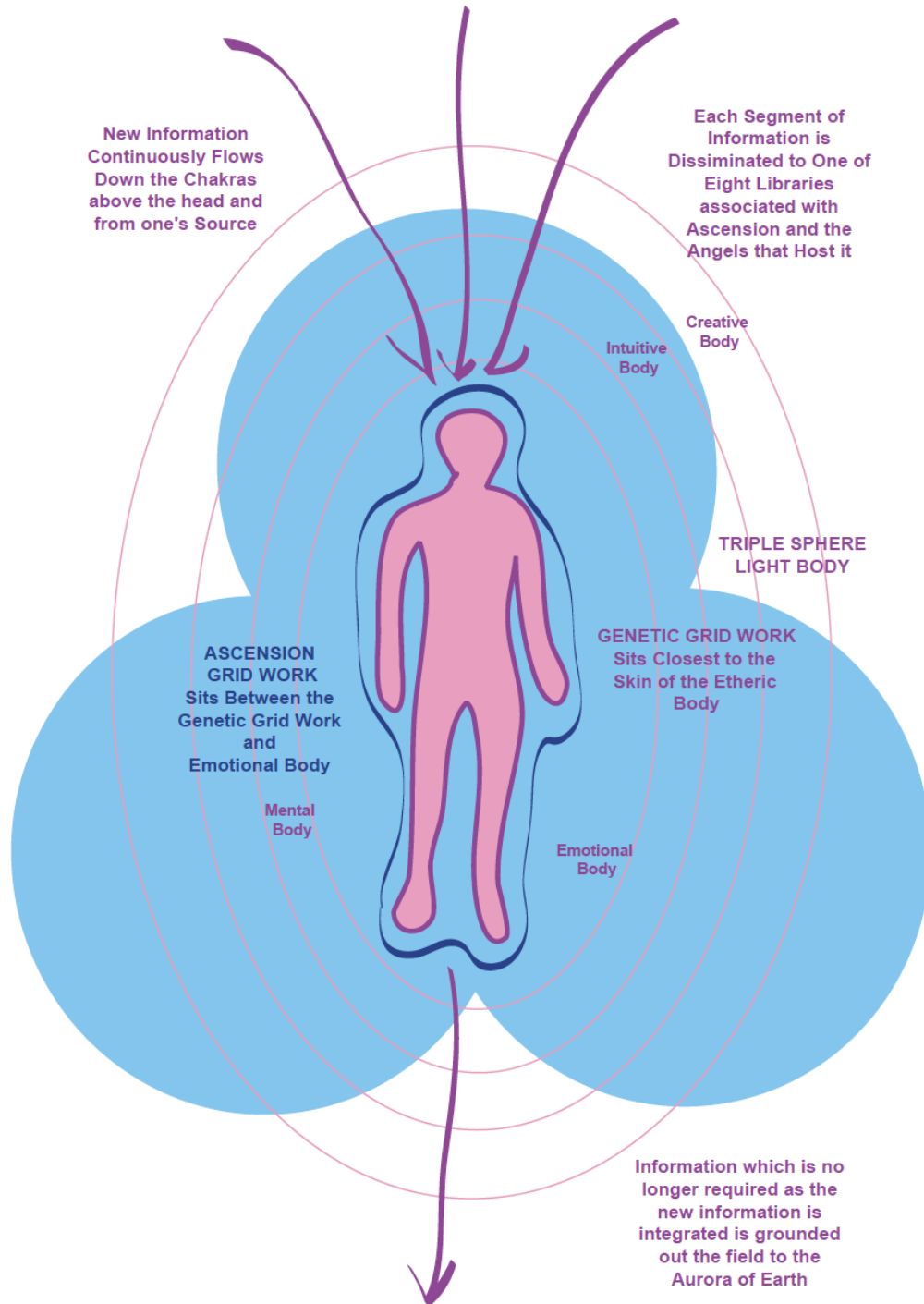
Etheric Body

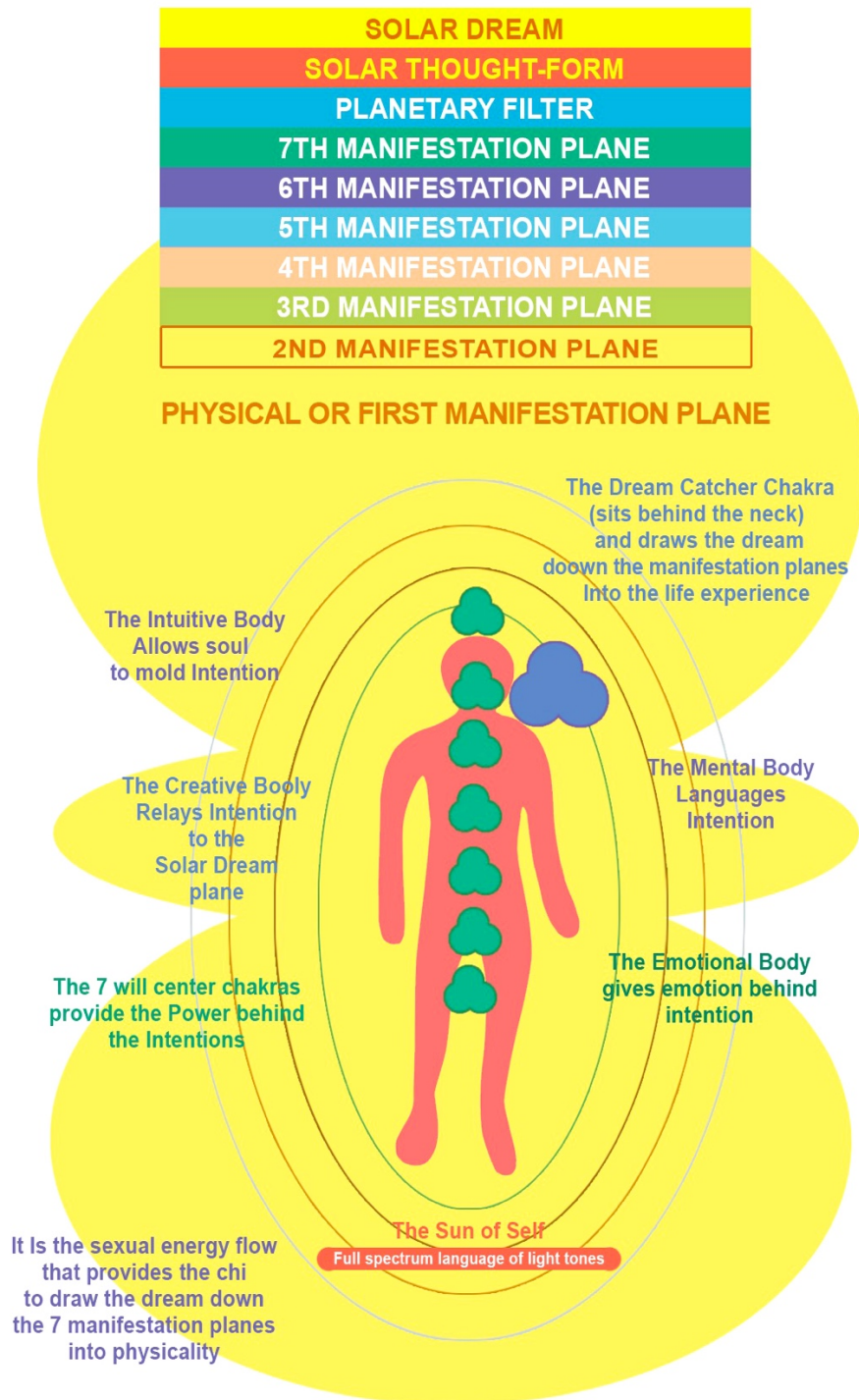
The etheric body lies closest to the skin, is below the emotional, mental, creative, and intuitive bodies, and contains the energetic ley lines and meridians that feed chi or energy to the cellular structure of the form. The genetic grid work sits against the skin of the etheric body. For some genetic templates, the mental body sits closest to the physical body. Others will have an emotional body that sits closest to the physical body. You can muscle test to see where your layers are currently aligned. The first image below shows the mental body lying closest to the physical body. The second (digestive system) and third images (manifestation planes) show the emotional body lying closest to the physical body. The images below show the subtle bodies during synthesis, the triple sphere light body with the ascension grid work, genetic grid work, and the dream manifestation planes.

Synthesis



Digestive System





Below are useful intentions for pulling the parts of your biology that are sitting outside of the Light Earth Dream back into your ascending field.

Parts of My Etheric Body Sitting Outside the Light Earth Dream

3. What parts of my etheric body tend not to sit in a light Earth dream?

I intend to pull all parts of my biology into the light Earth dream.

I intend to ascend any part of my biology that is electrical in nature into a magnetic system of salts and bones.

I intend to research my ancestry for magnetic DNA for all regions that are electrical and bring this information forward into present time.

I intend to re-encode the elemental, atomic and molecular levels with magnetic languages to support the ascension into magnetic DNA.

I intend to learn to run a Figure 8 or Triple Lotus dream that sustains a light Earth dream surrounding myself.

I intend to retrieve the light Earth dream for each part my biology.

Nervous System
 Brain Brainstem Spinal Column
 Spinal Cord Nerves Pineal Gland
 Pituitary Gland

Breath of Life
 Lungs Diaphragm Rib Cage

Digestion and Waste Management
 Esophagus Stomach
 Small Intestine Large Intestine
 Gall Bladder Kidneys Bladder

Circulatory System
 Heart Lymph Nodes
 Veins Lymph Spleen Bone Marrow

Reproduction or Regeneration
 Uterus Ovaries
 Testes Regeneration Glands

Metabolism
 Thyroid Thymus Pancreas Liver

Sensory Organs
 Skin Eyes Ears Nose Mouth

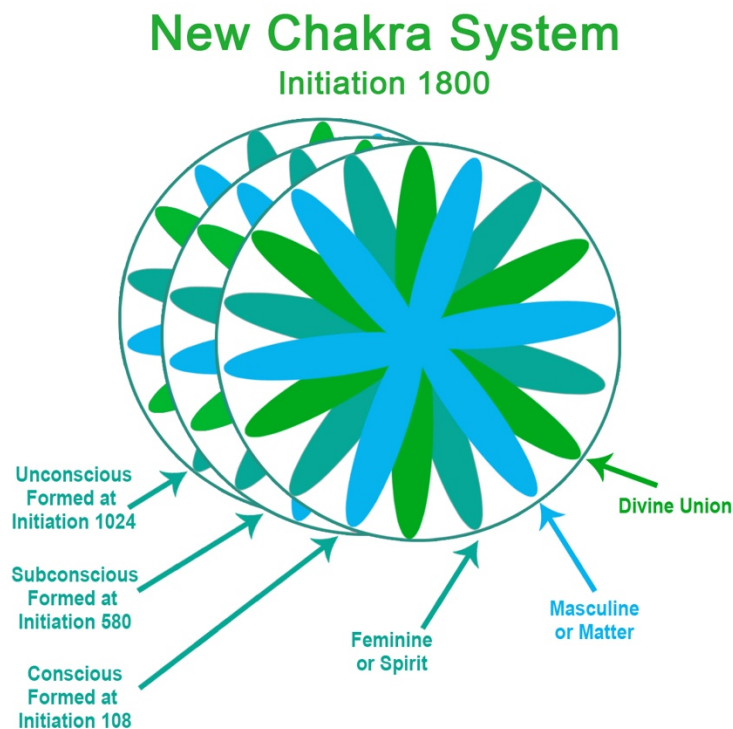
Body Structure
 Muscles Bones Arms
 Hands Legs Feet

NOTES

I intend to pull all parts of my biology into the light earth dream.

The Ascent to 1,800 DNA Segments (chakras)


The ascent to 1,800 causes each chakra to grow in size and shape from a spinning cone energy system to a multi-petaled lotus shape. As the lotus spins, the chakra appears as a single sphere. There are three layers of spheres that develop by 1,024 as viewed from the side; a top layer that is related to the conscious daily physical life, a middle layer related to the subconscious or that which is coming to conscious understanding; and a bottom layer that represents the unconscious. By 1800, all three layers will appear as a multi-petaled lotus when not moving; or three spheres when moving.



A global sized field of 24 larger chakras also develops by 1024, and by 1800 there is also a conscious, subconscious, and unconscious layer of the global sized chakras. The light body becomes a multifaceted mer-ka-ba with 1,024 panels on top and 1,024 panels on the bottom. This light body energizes the entire form and field to stabilize the vibration at 1,800 segments of DNA.

Global Chakra System

Initiation 1800



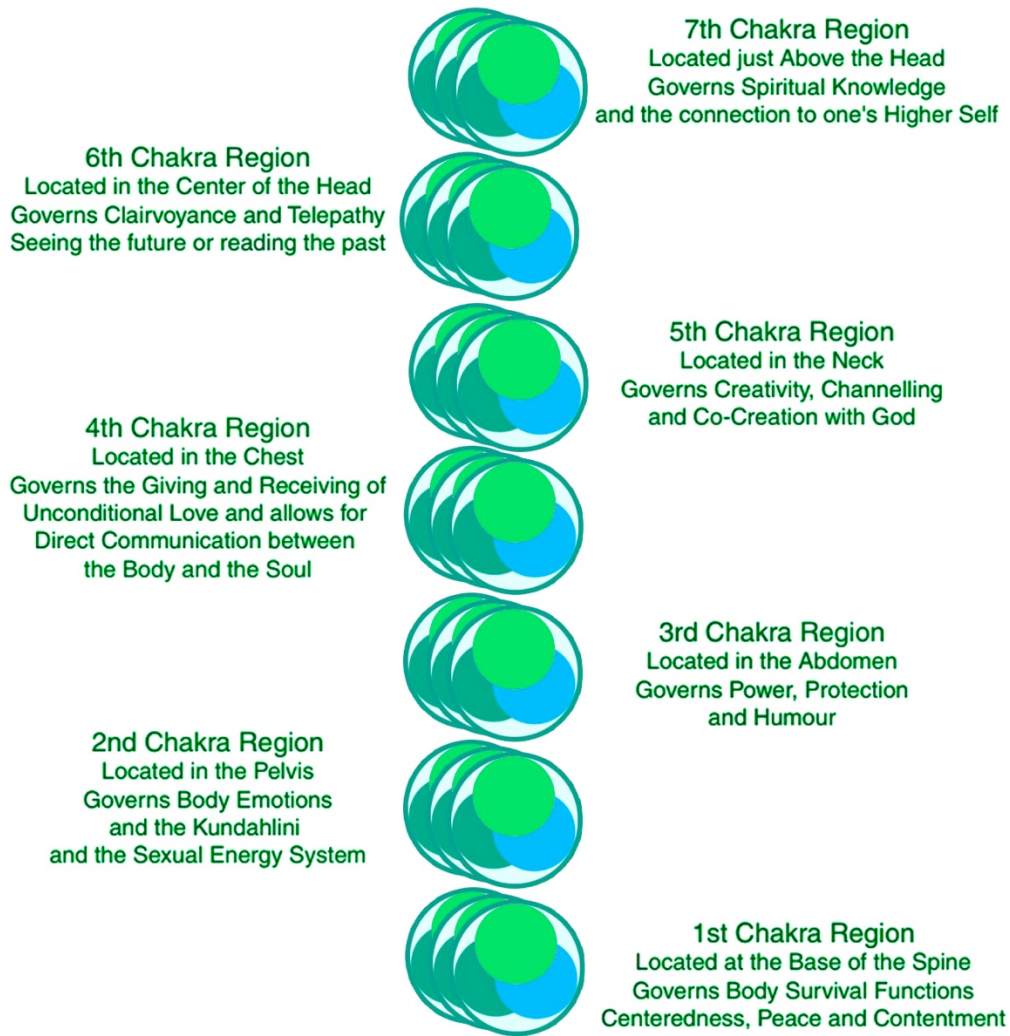
One may simply call the Language of Light symbols into the field allowing them to dissipate the density. The point of ascension is to become sovereign in one's own ability to move the energy in one's own field, as energy that stagnates leads to disease. One therefore must become more and more talented at moving the energy through one's field over time in order to build an ascending field and form.

The ascent to 1,800 creates a global sized field. This field creates an expansive level of thinking that is far less polarity based and dogmatic than those who remain at 2 strands of DNA and ascend not at all. The gift of the ascent to 1,800 is not to be underestimated. Such humans will potentially take up causes of all kinds in support of Earth's global field pushing humanity to rectify the toxic mess that has been created.

The point here is that all humans have a dance and a role to play in the coming times of cleansing and birth of the new age ahead. All are needed in their role; each contributes a unique destiny to the path of evolution of the whole. Each is to be embraced for the contribution to be made. It is human nature to reject, compare and judge. Those ascending beyond 1,800 and in particular those mastering Bodhisattva must move beyond judgment entirely. For this is how compassion in action is born; compassion is born as one perceives life from a foundation of unity rather than

disunity or polarity. As the nervous system is modified in the ascent to Bodhisattva, one perceives life from a new vantage point that is unity-based, which allows for compassion to become one's life foundation. Earth also asks initiates to remember that all are a part of the whole; as each does their part, the whole of humankind will ascend into a new day and a new way of being. Please see diagram below showing the will centers at initiation 1800 - 3000.

1800 - 3000 DNA Segments Will Centers



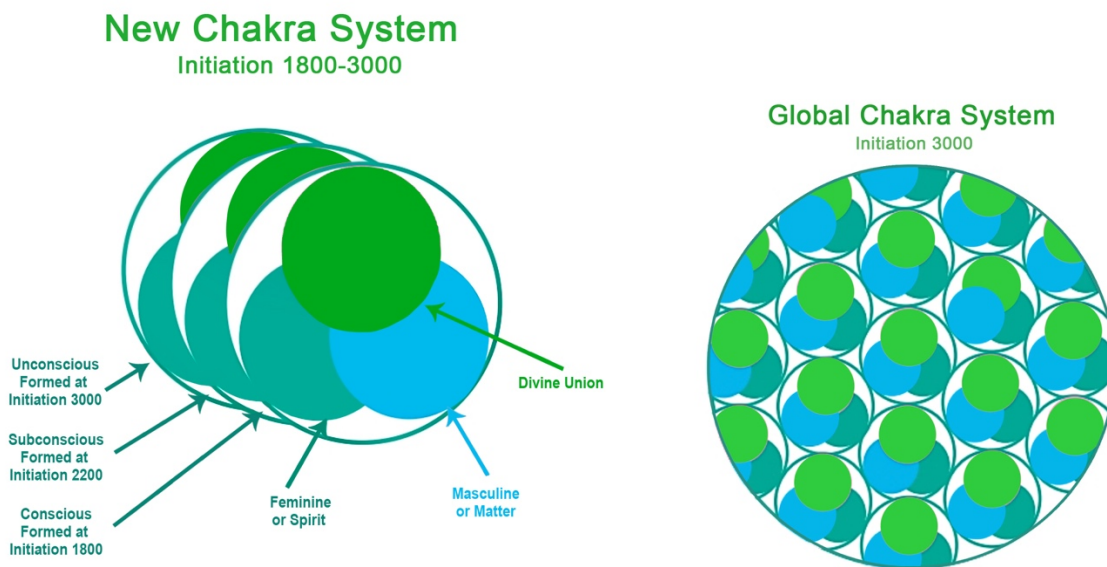
The Ascent to 2,000 - 3,000 DNA Segments

Formation of Subtle Bodies

Triple Sphere Shape - Divine Union, Subconscious, and Unconscious

Replaces Chakras Formerly a Multi-Petaled Lotus

The ascent to 3,000 allows for the movement beyond electrical thoughtform. Electrical thoughtform within a magnetic creation causes extremes in polarity in which life appears black and white in nature, or in other terms, right or wrong. In the ascent to 3000, one begins to move beyond right and wrong and judgmental thoughtform as one embodies the Language of Light. The Language of Light causes the cellular structure to become increasingly unity-based in which all cells are fed and nourished, all cells detoxified, and all considered equal in import to the whole. In parallel manner, those ascending to 3,000 will begin to embrace unity-based thoughtform and begin to relate in terms of equality and service to the whole rather than self-service.



The chakras that were formerly a multi-petaled lotus in the ascent to 1,800 become triple sphere in the ascent to 3,000. From the side, there are three layers of triple spheres when 3,000 has been mastered; one that is conscious and associated with the physical plane life dance; one that is subconscious and associated with what one is bringing to consciousness from dreamtime; and one that is unconscious and related to that which is yet unknown or parallel lives that one has yet to integrate (subtle bodies).

The light body also changes shape from a multi-faceted Mer-Ka-Ba to a Triple Sphere shape as initiation 2,000 is mastered. One will clearly see all spheres of the triple sphere chakras as they rotate.

Subtle Bodies

You will have a full set of all four subtle bodies to catch your dream. Therefore, you need to make sure that such subtle bodies are present and rotating around your field each day. You will also wish to send away any part of subtle bodies that are not your own fabric back to sender and retrieve and reweave it with your own energy. Call forward into present time those ancestors that understood conscious dream weaving to assist.

The subtle bodies are repaired in the ascent to 3,000 such that all shall have an energetic presence around the field. *This allows for the presence of all four: the mental, emotional, intuitive, and creative bodies. This translates into an ability to experience all four capabilities concurrently; or in other terms be mental and language, be emotional and feel, be intuitive and hear or discern one's guidance from Earth and one's soul and be creative and express one's creativity upon the physical plane.* More or less, this allows those who attain 3,000 to come to a deeper level of balance and master the ability to dream weave, becoming the dreamer and the dream. This allows initiates mastering 3,000 to intend their dreams into physicality and living to experience a dream come true circumstance.

Many more adult initiates will rest at 3,000 segments than will ever push forward to 6,000 segments or Bodhisattva level evolution. At this time, Earth has determined that those born with half and half holograms (half Annanuki and half Red Race) or Red Slave Race (Red Holograms) cannot ascend beyond 3,000 at this time as all attempts to do so have created global harm. The reasons for this are complex but let us suffice to say that the map makers attempting such a transition became confused about which lineages to draw their ascension templates from. Some chose radioactive DNA ascending into greater dissonance instead of harmony by embodying red magnetic DNA, and this created an abusive field rather than a gentle and rotational field above 3,000 segments.

3,000 is an expansive state of being and is not to be underestimated. Those ascending to this level will move beyond polarity enough that one will be able to create a loving partnership if this is what one desires, along with preoccupations that one loves, and living in a region that brings one joy. One will also be able to manifest with greater ease to meet one's physical plane requirements. Initiates at 3,000 will perceive the world from greater unity allowing for unity-based friendships to become the foundation of one's life experience. One may leave behind those who cannot ascend, as it is no longer comfortable to spend time in their presence, particularly if one feels energetically battered in the dance.

There are life changes associated with ascension. In the ascent to 3000, one will make two major life changes; one may leave the spouse, or move to a new region, or leave the spiritual teacher or guru behind; one may leave the children behind, or change jobs, or move forth into a new role or capacity in relation to one's career choices. In order for 3,000 to be mastered in full, two major life changes are required for the ascent to come fully into the physical.

Understand that anchoring the blueprint to 3,000 is only one part of the ascent; embodying 100% into the physical is the next phase of ascension, and one will continue to ascend for up to a decade into the future as a result. Therefore, one will continually be searching for gaps in the

field or schisms, releasing more attachment from the etheric body, burning off more karma with the kundalini, repairing and expanding the ascending energy field, releasing unnecessary machinery, and building an ever increasingly crystalline biology in the form.

Genetic and Ascension Grid Work

It is easy to lose information before it has been integrated into the physical. Therefore, one may wish to monitor both the genetic grid work and the ascension grid work for gaps of missing information upon a daily basis. The genetic grid work sits against the skin of the etheric body, and it is through this grid work that the genetic changes to an ascending form are downloaded and then transferred along the ley lines to the organ, gland, system, or structure of the form associated. Missing genetic grid work translates into a gap within the associated part of the form, which can lead to disease. If one assesses such a gap, the intent to rectify the gap while releasing the karma associated will allow the gap to be healed, and all of the genetic information then made available for the associated part of the form in one's ascension.

Ascension grid work sits outside of the genetic grid work and is the template that one constructs a crystalline genetic blueprint within. Each ascending initiate is continuously retrieving genetic information from ancient ancestors that once held a crystalline biological structure. Such information is first placed into the ascension grid work, which then is downloaded to the genetic grid work by the angels and devas involved with the weaving of form.

Ascension grid work is more vulnerable than genetic grid work as it is more greatly exposed as one has interactions with others in one's day-to-day existence. Therefore, crosschecking the ascension grid work and retrieving anything lost each day in meditation is a wise ascension practice that will assure a more greatly complete ascension and a less likely chance of ascending into disease.

Grounding and Ascension

New information that one is integrating in ascension continually pours from one's oversoul and source down the chakras above one's head and through the chakra system to one's akashic records, biological records, ancestral records, and lineages. Through the grounding to the Aurora of Earth, that which is no longer required as the new information is integrated is released. Ascension requires that energy move down the field causing the information necessary to continually pour in and that which is not required to be released down one's grounding cord. Therefore, a grounded state of being is most imperative in the ascent to 3,000 and beyond.

Sexual Energy at 3,000 DNA Segments

The kundalini and sexual energy system develop extensively between the ascent from 1,800 to 3,000 segments. There are three main channels of energy that moves from the tailbone, up the spine and out the top of the head. There are also kundalini side channels that run through the feet chakras up the legs, up either side of the torso, down the arms and out the hands, and up through

the shoulders and past the ears. Sexual energy is gathered from the Aurora through one's grounding and pulled up throughout the field and form many hours per day.

The kundalini energizes all grid work of the etheric body, chakra system, subtle bodies, light body, and auric field. The upper half of the field is energized with the kundalini of the solar sun. It is for this reason that a 10-minute sunbath per day is recommended for ascending initiates so that one may draw upon the solar kundalini to energize one's larger auric field.

There is also an external kundalini, which is equivalent to fire jumping off of the skin of the etheric body. This develops around 2200 segments, and more fully in the ascent to Bodhisattva, with flames leaping upwards of 20 feet from one who has mastered 6,000 segments in their ascent. The external kundalini is a good form of fire to run when out and about in the world, as the fire will cause the energy of others to remain outside of one's field and boundaries.

For those at 3,000 segments, the kundalini runs between 5-10 hours per day. Often times, it is easier for the kundalini to run unobstructed at night leading to the experience of night sweats. One may also find oneself hot and sticky on and off during the day, and this is a sign that the kundalini is working properly. For the ascent to 6,000 or Bodhisattva, the kundalini runs between 9-18 hours per day, with an increased width within the internal channels such that they touch upon one another, becoming one large channel that touches all grid work and all meridians of the form.

Initiates who are prone to reject the element of fire may have difficulty in the development of the kundalini, as fire is the main element that is utilized to carve the kundalini channels in ascension. Some initiates fear the element of fire due to traumatic ancestral karma or have been born with other elements prevalent in their natal chart and without the element of fire. As initiates who tend to reject fire intend to release the karma associated, fire will be embraced enough to allow for the kundalini channels to be carved, and the form and field charged enough to allow for the mastery of 3,000 segments and beyond.

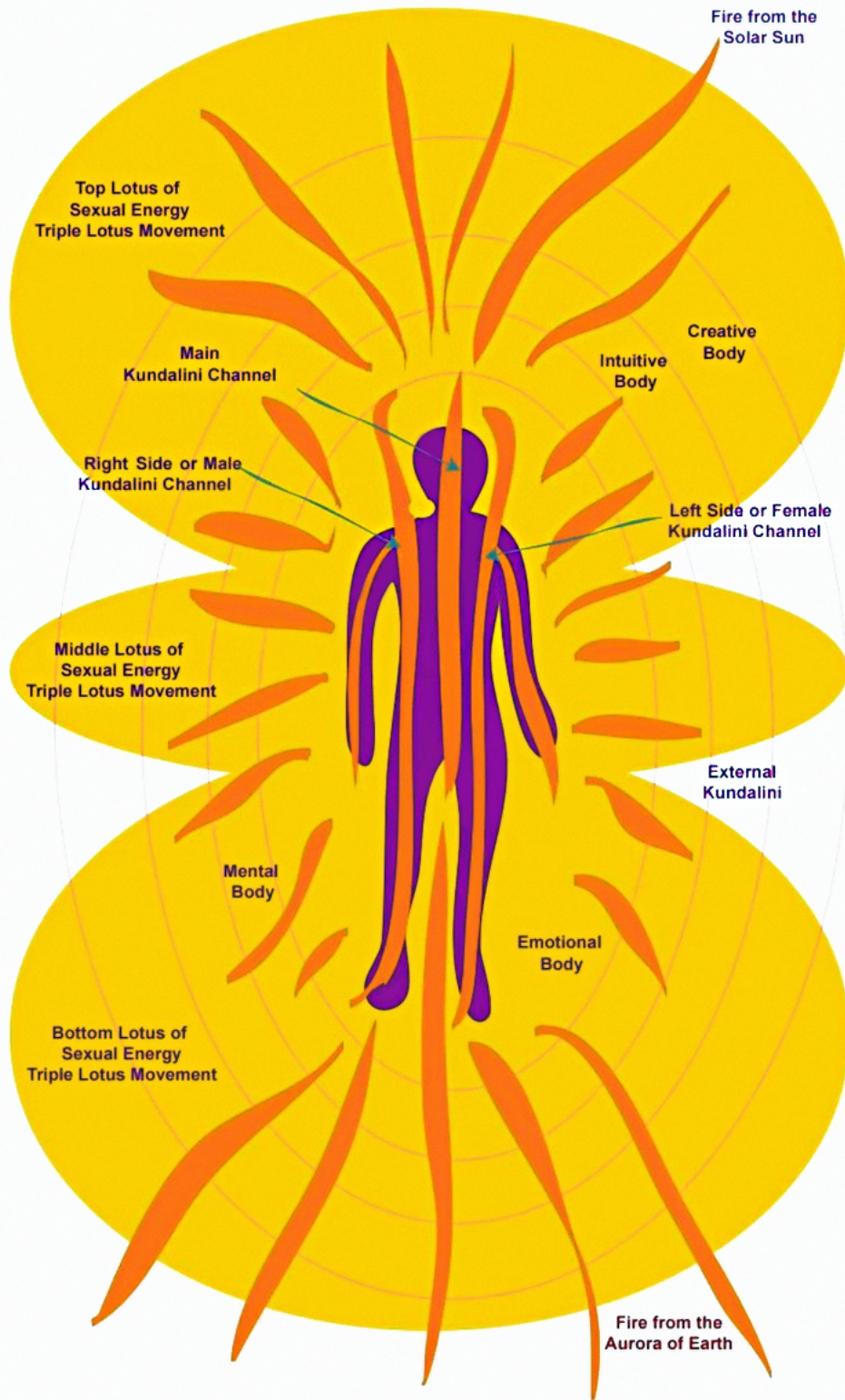
It is out of the fear of fire that initiates may be tempted to plug into the matrixes rather than develop a proper kundalini required for ascension. Therefore, those who find themselves attached to the matrixes may wish to examine if the kundalini has developed as much as it should have given one's level of ascent and intend to release one's fear of fire if this is the underlying cause.

Sexual energy is also associated with the kundalini, and if one has had problems with sex or sexual abuse issues, such trauma will have to be cleared in order to develop the channels enough to allow for ascension beyond a certain level. Once the kundalini flows enough, sustaining one's own vibration in ease can be mastered, for it is the sexual energy that allows one's field to be energized each day, week, month, and year of one's continued ascent.

The sexual energy buds into a triple lotus that crosses in the pelvis and heart by initiation 3,000. This triple lotus of the sexual energy can be energized and pushed outward as much as 800 feet from the form at 3,000 segments, and over a mile at 6,000 segments, contributing to the ability to hold one's boundaries. In partnership, it is the sexual energy triple lotus patterning that dances

around one another, which has the effect of increasing one's vibration exponentially. This form of divine union requires two who have come together in an ascending partnership. The image below shows the flow of kundalini and sexual energy throughout the form.

Kundalini and Sexual Energy Movement



Chi Energy Flow and Conscious Breath

Magnetic chi is gathered from the ley lines of the Earth and drawn up into the grid work of the ascending form in a continuous energy movement. This movement begins in the ascent around 800 segments and becomes more and more present each phase of ascension thereafter. The chi moves up the right side of the etheric body through all meridians therein, up over the top of the head, and down the left side of the body through all meridians therein in a continuous flow. Such flow follows the in-breath and out-breath of the form and is connected to “conscious breathing”.

Most humans lost the ability to consciously breathe or the ability to direct chi through the meridians of the form about 17,000 years ago. The cause? It appears that the knowledge had been bartered away to the dark forces in some of the last known incomplete ascensions.

As one breathes in deeply, the breath should call the chi up the right side of the form energizing the meridians therein. As one exhales, the chi is pushed down the left side of the form energizing the meridians therein. Often symptoms of tiredness in ascension are transcended as one simply retrains the body to consciously breathe again. This can be done by taking a 15-30 minutes-walk for seven straight days in which one breathes in every two steps and out every two steps. One will reprogram one’s own field to collect chi in synchronization with the in-breath and out-breath in so doing. This reprogramming is required in order to transcend 800 segments of DNA and master 1,024. Many ascending humans who suffer from deep bouts of tiredness so great that they slept most of the day and were unable to work have transcended such patterning through this simple reprogramming technique.

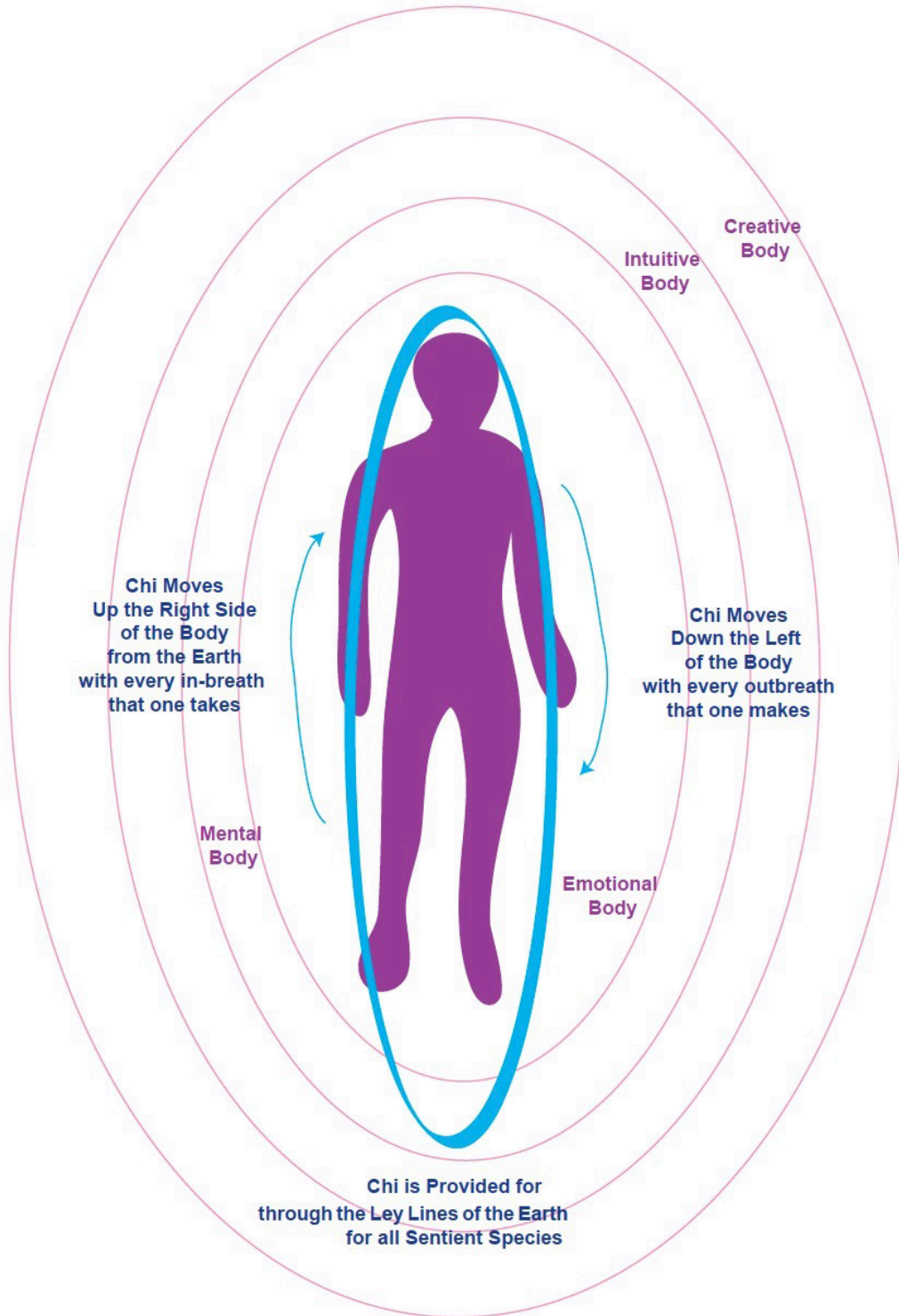
At 3,000 segments, one will require breathing in deeply and exhaling every so many minutes to maintain one’s vibration over the course of the day. The autonomic nervous system should cause the deep breath without one’s awareness. However, humans are used to shallow breathing; also, if one goes into fear, one generally leaves the body (un-grounds) and shallow breathes. In so doing, one also then fails to collect the chi that one requires to hold one’s vibration, and one begins to sink or fracture. In such moments, breathe in deeply and exhale many times in a row. One will rapidly pull oneself out of whatever one has hit in so doing. The act of breathing aligns one in present time and anchors soul in the form. It is soul that then proceeds to release the karma and direct the field to transcend whatever patterning one has hit in the act of ascension.

One will see the chi energy movement in one’s auric photo. If the chi energy is moving properly, there will be a band of clear energy that runs up the right and down the left side allowing one’s face to be visible through the colors of one’s auric field. One can have periodic aura pictures taken to allow one to gage one’s ascent. If there is a great amount of white energy, this is a sign of electrical chi and potentially one may be creating a matrix-based ascension. If the field is filled with the Language of Light pastel tones, this is a sign of a magnetic ascension.

Generally, the chi will continue to move as one sleeps. One will have a rhythmic in-breath and out-breath that will occur every so many minutes to sustain one’s vibration and the flow of chi throughout the etheric vessel. Most ascending initiates snore loudly. **The snoring is a sign of the return of conscious breath during one’s dreamtime non-waking hours and is necessary to sustaining one’s vibration. Therefore, techniques and products to reduce snoring are not**

recommended for ascending initiates. Notice in this diagram the emotional body sits closest to the physical body.

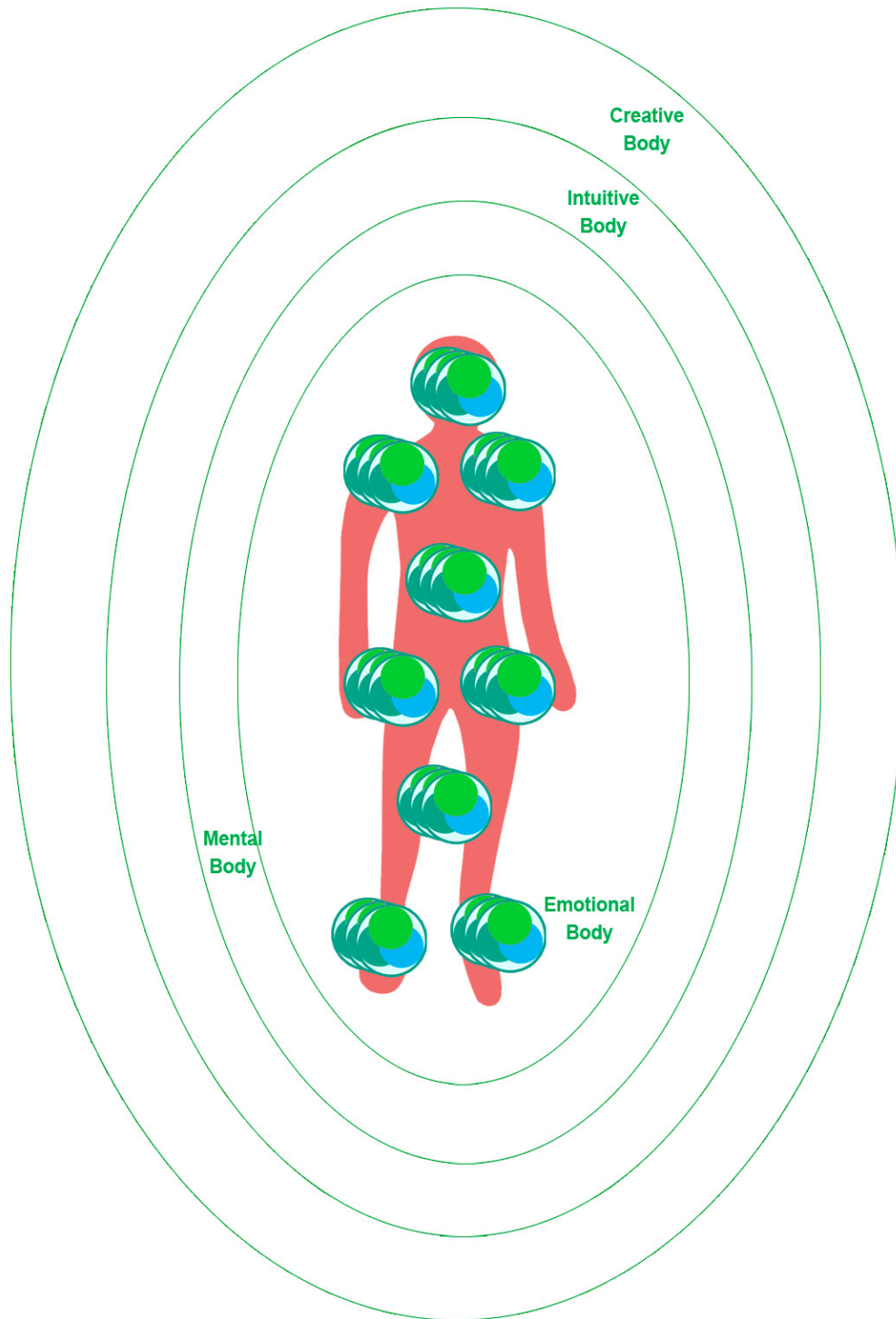
Chi Energy Movement



During the ascent to 3000 DNA segments, chakras will develop along the skin known as regeneration chakras to assist in moving the chi from the meridians and core of the kundalini down the ley lines of the etheric grid work so that all parts of the form receive chi. These chakras become increasingly numerous in the ascent to Bodhisattva. In the ascent to 3000, there are 18 chakras that develop along the skin, 9 in front and 9 in back, one in the front of the head and one in the back; two in the region that the arms meet the body in front and back; one in the solar plexus region front and back; two at the hips front and back, two at the knees front and back, two at the feet front and back, two at the elbows front and back, and two in the hands front and back. Notice the mental body is in the first layer of this diagram. Some initiates will have the emotional body in the first layer.

REGENERATION CHAKRAS

FRONT VIEW




**9 REGENERATION CHAKRAS DEVELOP IN FRONT
AND 9 IN THE BACK (by 3,000 segments)**

The process of ascension is gradually embraced as all karma for warfare and disease is transmuted from one's lengthy ancestry. This is not accomplished significantly until 6,000 segments or Bodhisattva level evolution is embodied at this time in history. For those resting however at 3000 segments, continued work upon one's patterning, thoughtform, karma and field will bring about the same result over time; one will move increasingly towards unity and peace and leave behind the dissonance and difficulties of the past. Ascension is a process. One is not going to move magically into peace and unity overnight.

Peace and unity are gradually embraced as all karma for warfare and disease is transmuted from one's lengthy ancestry. This is not accomplished significantly until 6,000 segments or Bodhisattva level evolution is embodied at this time in history. For those resting however at 3000 segments, continued work upon one's patterning, thoughtform, karma and field will bring about the same result over time; one will move increasingly towards unity and peace and leave behind the dissonance and difficulties of the past. The first image below shows the twelve chakra systems at 4200 – 6000 DNA segments of evolution. The second image shows the chakras and subtle bodies at 6000 segments of evolution (Bodhisattva level).

Twelve Chakra System

Initiation 4200-6000



Chakras and Subtle Bodies to Bodhisattva Level Evolution

