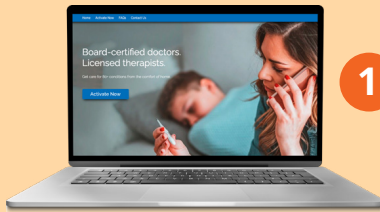


Create an account for fast, hassle-free health care. Anytime. Anywhere.

MDLIVE offers reliable 24/7 health care by phone or video for hundreds of medical and mental health needs.

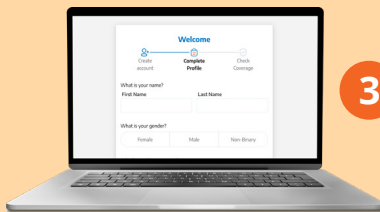
HOW TO CREATE AN ACCOUNT THROUGH THE MDLIVE WEBSITE



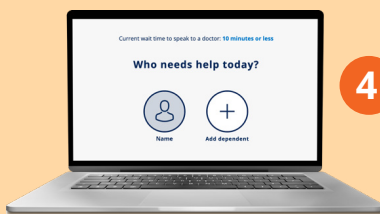
1 Visit **mdlive.com/company** and click "Activate Now."



2 Enter your insurance member ID information and date of birth. If you're a dependent, enter the **primary policy holder's ID information** and **your date of birth**. Click "Continue."



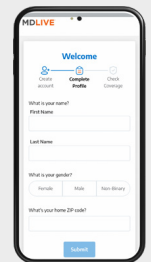
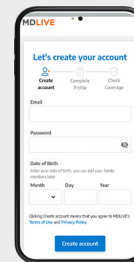

3 Create your username and password and then complete your profile. Click "Submit."



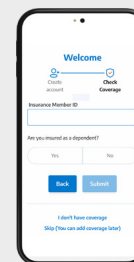
4 Your secure MDLIVE account is now created. We'll send you an email; just click "Sign In To Your Account" to load your MDLIVE dashboard.

HOW TO CREATE AN ACCOUNT THROUGH THE MDLIVE APP

1 Get the MDLIVE app in the App Store or Google Play Store.

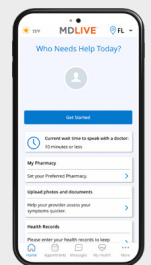


2 Click "Create Account." Enter your email address and create a password. Then complete your profile information on the next page. Click "Submit."



3 Enter your insurance information and verify your coverage. If you're a dependent, enter the **primary policy holder's information**.

4 Your secure MDLIVE account is now created. We'll send you an email; just click "Sign In To Your Account" to load your MDLIVE dashboard.



Meet Sophie, your MDLIVE personal assistant. Sophie can guide you in creating your account. Text Doctor to 635483 to get started.

Create your account today.
vitorihealth.com/telehealth | 844.677.6856