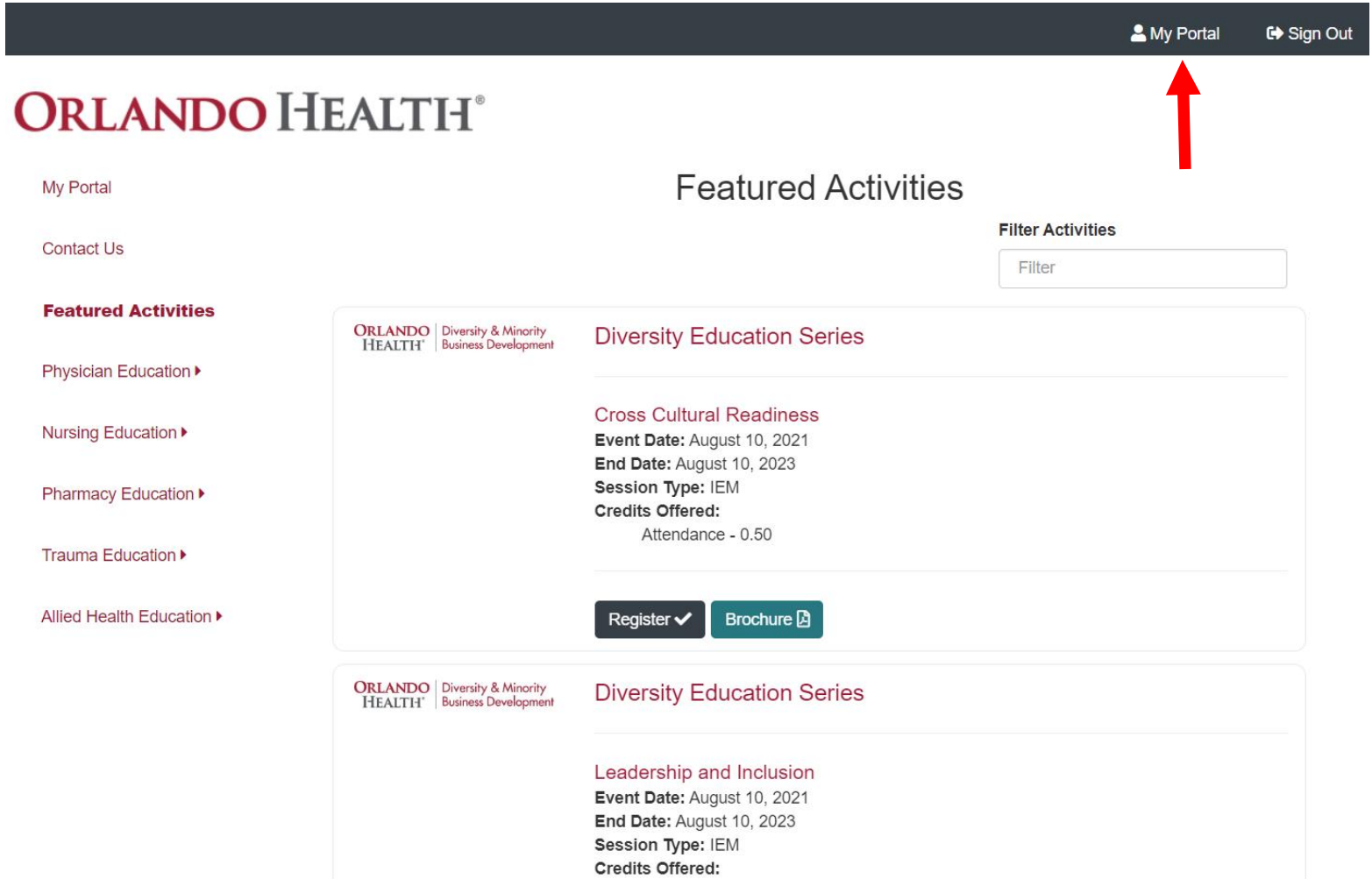


Instructions for accessing modules after completion of Launch Day

1. Log into CME Tracker system.
2. Click on *My Portal*.



The screenshot shows the Orlando Health CME Tracker system interface. At the top right, there is a dark navigation bar with a user profile icon, the text "My Portal", and a "Sign Out" button. A red arrow points to the "My Portal" text. Below the navigation bar is the Orlando Health logo. On the left side, there is a vertical menu with links for "My Portal", "Contact Us", "Featured Activities", "Physician Education", "Nursing Education", "Pharmacy Education", "Trauma Education", and "Allied Health Education". The main content area is titled "Featured Activities" and includes a "Filter Activities" search box. Two activity cards are displayed, both under the "Diversity Education Series" heading. The first card is for "Cross Cultural Readiness" with event dates from August 10, 2021, to August 10, 2023, session type IEM, and 0.50 credits offered. It has "Register" and "Brochure" buttons. The second card is for "Leadership and Inclusion" with the same event dates and session type, but no credit information is shown.

ORLANDO HEALTH®

My Portal

Contact Us

Featured Activities

Physician Education ▶

Nursing Education ▶

Pharmacy Education ▶

Trauma Education ▶

Allied Health Education ▶

Featured Activities

Filter Activities

Filter

ORLANDO HEALTH® Diversity & Minority Business Development

Diversity Education Series

Cross Cultural Readiness

Event Date: August 10, 2021

End Date: August 10, 2023

Session Type: IEM

Credits Offered:
Attendance - 0.50

Register ✓ Brochure 📄

ORLANDO HEALTH® Diversity & Minority Business Development

Diversity Education Series

Leadership and Inclusion

Event Date: August 10, 2021

End Date: August 10, 2023

Session Type: IEM

Credits Offered:

3. Click on the *My Curricula* tab.

ORLANDO HEALTH®

My Portal

Contact Us

Featured Activities

Physician Education ▶

Nursing Education ▶








Pharmacy Education ▶


Trauma Education ▶

Allied Health Education ▶

My Portal

Welcome, Stephanie Bordonaro

 My Profile	 Certificates & Credits	 Activity Check In
 Transcript	 Registration History	 Claim Credit
 My Curricula		



4. Click on the arrow next to *Health Equity: Health Providers Train the Trainer Program*

ORLANDO HEALTH®

My Portal

Contact Us

Featured Activities

Physician Education ▶

Nursing Education ▶

Pharmacy Education ▶

Trauma Education ▶

Allied Health Education ▶

Curricula

Health Equity: Health Providers Train the Trainer Program



5. The day after you complete the Launch Day, you will be able to access the course modules.
6. Click on the arrow next to *Course Modules (will become available after completion of Launch Day)*.

My Portal

Contact Us

Featured Activities

Physician Education ▶

Nursing Education ▶

Pharmacy Education ▶

Trauma Education ▶

Allied Health Education ▶

Curricula

Health Equity: Health Providers Train the Trainer Program ▼

Supporting Materials


Technical Assistance Center

Course Content

✓ Live Event: Launch Day ▶

Course Modules (will become available after completion of Launch Day) ▶

Live Event: Landing Day ▶



7. You will now see all six modules below. Click on the arrow next to Module 1-1: Introduction and Health Disparities.

[My Portal](#)

[Contact Us](#)

[Featured Activities](#)

[Physician Education ▶](#)

[Nursing Education ▶](#)

[Pharmacy Education ▶](#)

[Trauma Education ▶](#)

[Allied Health Education ▶](#)

Curricula

Health Equity: Health Providers Train the Trainer Program ▼

[Supporting Materials](#)

[Technical Assistance Center](#)

[Course Content](#)

✓ Live Event: Launch Day ▶

Course Modules (will become available after completion of Launch Day) ▼

Module 1-1: Introduction and Health Disparities ▶

Module 2-1: Bias & Stereotyping ▶

Module 3-1: Community Strategies ▶

Module 4-1: Cross-Cultural Communication ▶

Module 5-1: Equity in Communication ▶

Module 6-1: Implementing Change for Health Equity ▶



8. You should now see the screen below. To begin the module, click on the green *Pre-Test* tab.

- My Portal
- Contact Us
- Featured Activities
- Physician Education ▶
- Nursing Education ▶
- Pharmacy Education ▶
- Trauma Education ▶
- Allied Health Education ▶

Curricula

Health Equity: Health Providers Train the Trainer Program

Supporting Materials

Technical Assistance Center

Course Content

✓ Live Event: Launch Day >

Course Modules (will become available after completion of Launch Day) ▼

Module 1: Introduction and Health Disparities ▼

Activity forms

Pre-Test Launch Content Post-Test Evaluation

9. You will now be taken to the *Pre-Test* for Module 1.

10. Follow instructions at the top of the *Pre-Test*.

Close

ORLANDO HEALTH[®]

Health Equity: Health Providers Train the Trainer Program Pre Test - Module 1: Health Disparities

There are 10 questions that must be answered.

After selecting the answer to each question, click onto the "Check Answer" button.

After carefully reviewing the correct answers to all questions, click "Continue" to complete the CME Evaluation of this activity.

Question 1

1. A system of values, beliefs, and learned patterns of behaviors is the definition of?

A) Identity

B) Culture

C) Ethnicity

D) Gender

Question 2

2. What is health equity?

11. Once you have completed the *Pre-Test* and checked your answers, click on the *Continue* button at the bottom of the *Pre-Test*.

C) Systemic and Racial

D) Systemic and Economic

Question 9

9. Select the systemic social determinant of health that can predict an individual's health.

Check
Answer

A) Education access and quality

B) Economic stability

C) Social and community context

D) Neighborhood and built environment

E) Health care access and quality

F) All of the above

Question 10

10. Select the individual social determinant of health that can predict an individual's health.

Check
Answer

A) Employment Status

B) Social Identities

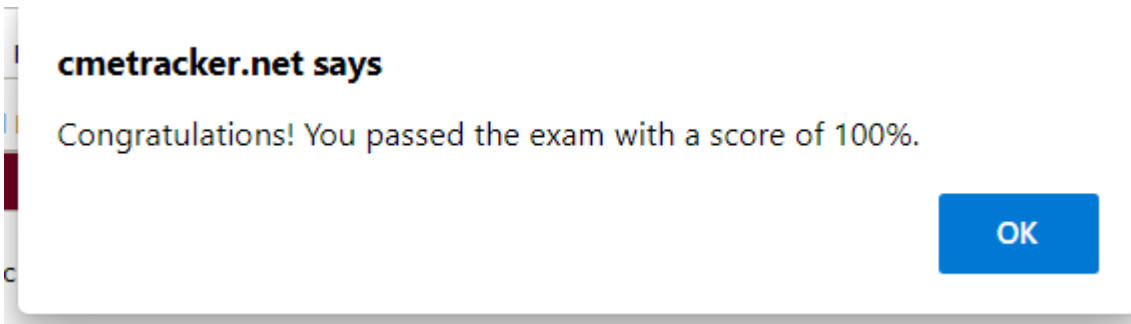
C) Education Level

D) All of the above

 [Continue](#)

12. If you passed the test, the following pop-up window will appear.

13. Click on the blue *OK* button



14. The below screen will now appear. Please note that since you passed the Pre-Test, that button now has a check mark by it and the *Launch Content* button is lit up. Click on the *Launch Content* button now.

ORLANDO HEALTH®

- My Portal
- Contact Us
- Featured Activities
- Physician Education ▶
- Nursing Education ▶
- Pharmacy Education ▶
- Trauma Education ▶
- Allied Health Education ▶

Curricula

Health Equity: Health Providers Train the Trainer Program

Supporting Materials

Technical Assistance Center

Course Content

✓ Live Event: Launch Day >

Course Modules (will become available after completion of Launch Day) ▾

Module 1-1: Introduction and Health Disparities ▾

Activity forms

Pre-Test ✓ Launch Content Post-Test Evaluation


15. You will now see the screen below. Click on the blue *Begin* button and go through the content of the entire module.

Close

Module 1: Introduction & Health Disparities

Menu | Transcript

Help | Glossary of Terms | Exit



**Health Equity:
Health Providers**

**TRAIN
THE
TRAINER
PROGRAM**


A collaboration of Orlando Health, Moffitt Cancer Center
and United Way of Broward County with funding
provided by Florida Blue Foundation

**Module 1:
Introduction & Health Disparities**

The Train-the-Trainer Program for health providers is not mandatory training. The training is voluntary only.

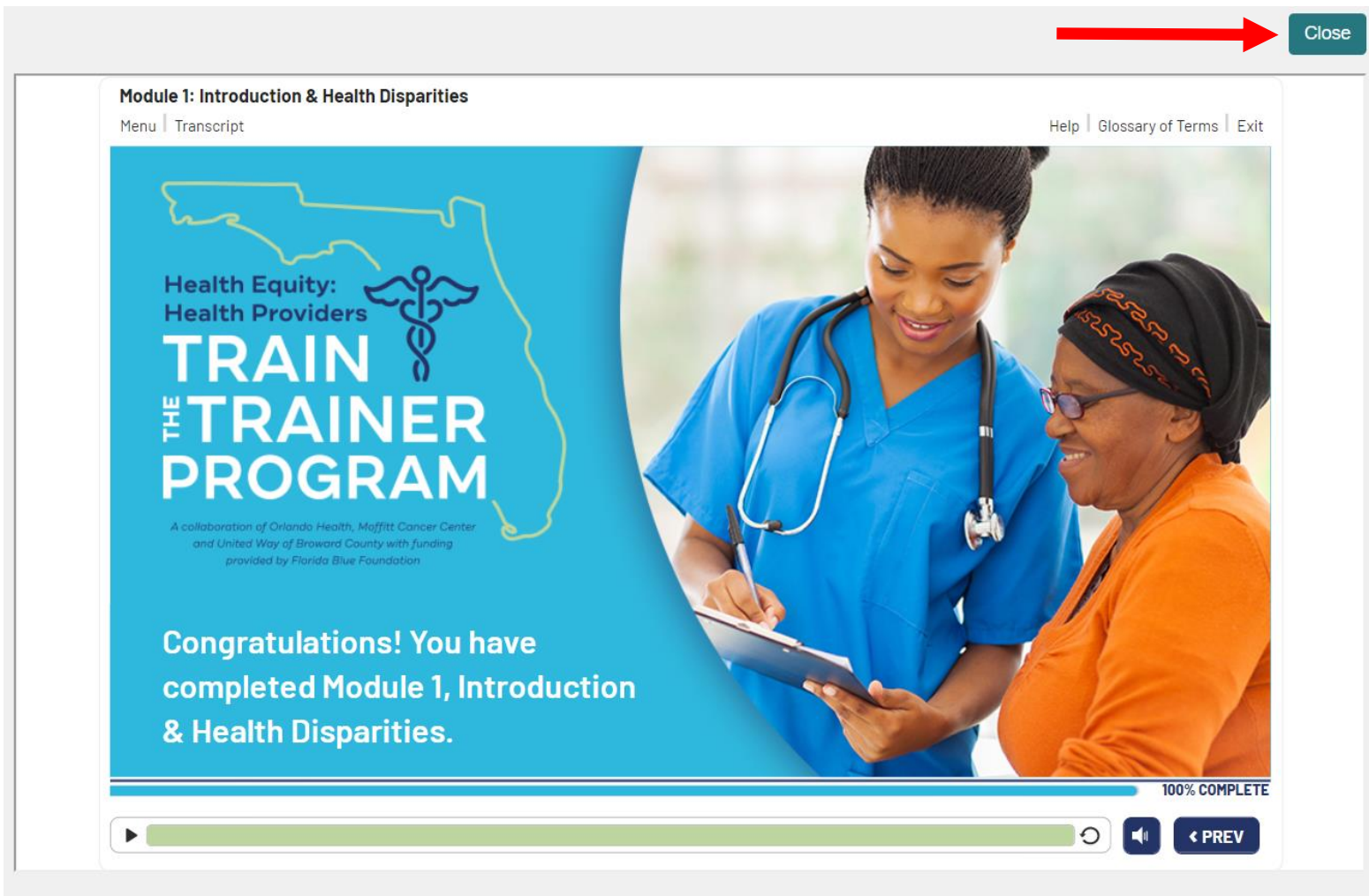
BEGIN

1% COMPLETE



16. Once you have completed the module, you will see the screen below.

17. Click on the green *Close* button at the top of the module screen.



The screenshot shows a video player interface. At the top right, there is a red arrow pointing to a green button labeled "Close". The video content area features a blue background on the left with the text "Health Equity: Health Providers TRAIN THE TRAINER PROGRAM" and a logo of a caduceus. Below this, it says "A collaboration of Orlando Health, Moffitt Cancer Center and United Way of Broward County with funding provided by Florida Blue Foundation". The main text reads "Congratulations! You have completed Module 1, Introduction & Health Disparities." On the right side of the video frame, there is a photograph of a healthcare professional in blue scrubs with a stethoscope around her neck, looking at a tablet held by an older woman in an orange shirt. At the bottom of the video player, there is a progress bar that is fully filled and labeled "100% COMPLETE". To the left of the progress bar is a play button icon. To the right are icons for a refresh button, a volume icon, and a button labeled "< PREV".

- 18. You will now be taken back to the screen below. The *Launch Content* button should now have a check mark next to it.
- 19. Click on the green *Post-Test* button.

- My Portal
- Contact Us
- Featured Activities
- Physician Education ▶
- Nursing Education ▶
- Pharmacy Education ▶
- Trauma Education ▶
- Allied Health Education ▶

Curricula

Health Equity: Health Providers Train the Trainer Program

Supporting Materials

Technical Assistance Center

Course Content

✓ Live Event: Launch Day

Course Modules (will become available after completion of Launch Day)

Module 1-1: Introduction and Health Disparities

Activity forms

Pre-Test ✓ Launch Content ✓ Post-Test Evaluation



20. The *Post-Test* for Module 1 will now appear.
21. Follow instructions at the top of the *Post-Test*.

ORLANDO HEALTH®

Health Equity: Health Providers Train the Trainer Program Post Test - Module 1: Health Disparities

There are 10 questions that must be answered in order to receive your CME Certificate.

After selecting the answer to each question, click onto the "Check Answer" button.

- You will see a  next to the question if you answer correctly. Click on "review explanation" for further information.
- You will see a  next to the question if you answer incorrectly. An indicator will point to the correct answer and an explanation box stating why that is the correct answer.

After carefully reviewing the correct answers to all questions and passing the quiz:

- Click "Continue" to complete the CME Evaluation of this activity and Post your CME Credit

Question 1

1. A system of values, beliefs, and learned patterns of behaviors is the definition of?

Check
Answer

A) Identity

B) Culture

C) Ethnicity

22. Once you have completed the *Post-Test* and checked your answers, click on the *Continue* button at the bottom of the *Post-Test*.

C) Systemic and Racial

D) Systemic and Economic

Question 9

9. Select the systemic social determinant of health that can predict an individual's health.

Check
Answer

A) Education access and quality

B) Economic stability

C) Social and community context

D) Neighborhood and built environment

E) Health care access and quality

F) All of the above

Question 10

10. Select the individual social determinant of health that can predict an individual's health.

Check
Answer

A) Employment Status

B) Social Identities

C) Education Level

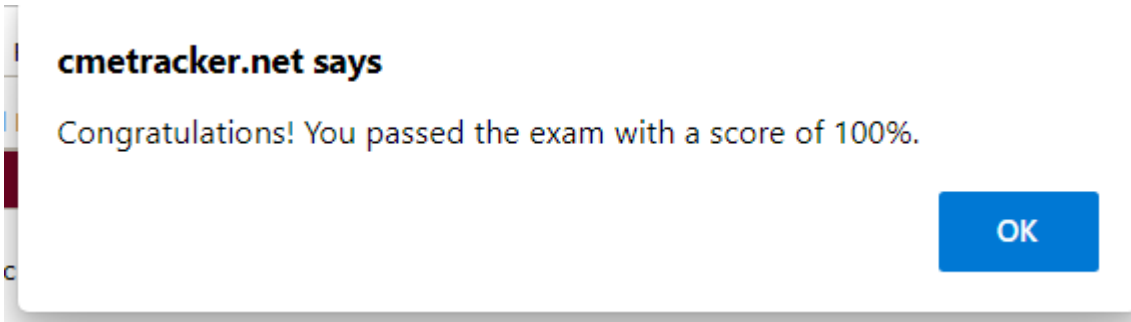
D) All of the above



Continue

23. If you passed the test, the following pop-up window will appear.

24. Click on the blue *OK* button.



25. You will now be taken back to the screen below. The *Post-Test* button should now have a check mark next to it.

26. Next, click on the green *Evaluation* button.

ORLANDO HEALTH®

My Portal

Contact Us

Featured Activities

Physician Education ▶

Nursing Education ▶

Pharmacy Education ▶

Trauma Education ▶

Allied Health Education ▶

Curricula

Health Equity: Health Providers Train the Trainer Program ▼

Supporting Materials

[Technical Assistance Center](#)

Course Content

✓ Live Event: Launch Day ▶

Course Modules (will become available after completion of Launch Day) ▼

Module 1-1: Introduction and Health Disparities ▼

[Activity forms](#)

Pre-Test ✓ Launch Content ✓ Post-Test ✓ Evaluation

27. You will see the below Evaluation screen. Please answer the 5 questions.

[Close](#)

[Exit](#)

Module 1-1 Health Equity: Health Providers Train the Trainer Program

Introduction and Health Disparities

1. The information presented in this activity will cause a change in my: (Please mark all that apply)

- Competence (Knowledge)
- Performance (Skill)
- Patient Outcomes
- Other (please specify)

2. Which of the following attributes or competency areas do you feel have been improved as a result of this activity? (Mark all that apply)

- Appropriate Patient Care
- Evidence-Based Practice
- Professionalism

28. Click on the blue *Done* button when you are done answering the 5 questions.

in-person session :

- Extremely effective
- Very effective
- Somewhat effective
- Not so effective
- Not at all effective

Comments:



Done

Powered by

29. You will now be taken back to the below screen. The green Evaluation button should now have a check mark next to it.

30. Module 1 is now fully complete. You can now move onto Module 2.

ORLANDO HEALTH[®]

My Portal

Contact Us

Featured Activities

Physician Education ▶

Nursing Education ▶

Pharmacy Education ▶

Trauma Education ▶

Allied Health Education ▶

Curricula

Health Equity: Health Providers Train the Trainer Program

Supporting Materials

[Technical Assistance Center](#)

Course Content

✓ Live Event: Launch Day ▶

Course Modules (will become available after completion of Launch Day)

✓ Module 1-1: Introduction and Health Disparities ▼

[Activity forms](#)

You have completed all requirements for: Module 1-1: Introduction and Health Disparities

Pre-Test ✓ Launch Content ✓ Post-Test ✓ Evaluation ✓

Module 2-1: Bias & Stereotyping ▶